



ILLINOIS RACING BOARD 2019 ANNUAL REPORT

**JB PRITZKER
GOVERNOR**





Illinois Racing Board Commissioners



Jeffery Brincat-Chairman
Lake Forrest



Daniel Beiser - Alton




Marcus Davis - Oak Park



Thomas McCauley - River Forest



Arlene Mulder Arlington Heights



Edgar Ramirez - Chicago



Benjamin Reyes - Chicago

Domenic S. DiCera-Executive Director



Gregory W. Sronce - Springfield

John Gay- General Counsel • John Eddy- Field Operations Manager • Vitto Ezeji-Okoye-Chief Fiscal Officer
Mickey Ezzo Projects Manager • Ed Mingey-Director of Security • Michael Belmonte-Director of Mutuels
Karl Larsen-Laboratory Director AFTL at UIC

SUITE 5-700
JAMES R. THOMPSON CENTER
100 WEST RANDOLPH STREET
CHICAGO, IL 60601



TEL: 312-814-2600
TDD: 312-814-5039
FAX: 312-814-5062

ILLINOIS RACING BOARD

March 1, 2020

The Honorable JB Pritzker
Governor of the State of Illinois
207 State House
Springfield, IL 62706

Dear Governor Pritzker:

On behalf of the Chairman, Commissioners and staff, I am pleased to submit the Illinois Racing Board's 2019 annual report in accordance with Section 14(d) of the Illinois Horse Racing Act of 1975.


Respectfully submitted,

A handwritten signature in blue ink, reading "Domenic DiCera".

Domenic DiCera
Executive Director

TABLE OF CONTENTS

Introduction.....	2
Regulatory Changes.....	3
Legislation, Legislative Intent, Commissioners & Staff.....	4-7
Laboratory.....	8
Locations and Websites of Racetracks, OTBs, and ADWs.....	9
Licensing.....	10
Racing Dates Awarded.....	11
Sources and Allocation of Revenue.....	12
Cash Disbursements.....	13
Summary of Surcharges and Taxes.....	14
Source of Handle Chart.....	15
Wagering on Horse Racing Chart.....	16
Comparison of Handles.....	17
OTB and Intertrack Handles	18
Summary of OTB Surcharges.....	19
Advance Deposit Wagering (ADW).....	20
Commingled Handle vs. Simulcast Handle	21
Purse Recapture.....	22
Illinois Handles.....	23
Illinois Purses and Out-of-State Simulcasts.....	24
Race Track Details.....	
Arlington Park and Fairmount Park.....	25
Hawthorne Race Course and Suburban Downs.....	26
Breeders Funds	
Standardbred.....	27
Thoroughbred and Quarter Horse.....	28
Major Stakes Races.....	29



INTRODUCTION

The mission of the Illinois Racing Board is to regulate pari-mutuel horse racing and support the development of the equine industry. Horse racing is an economic asset to the State of Illinois. The racing and breeding industries are important to the state's economy and agribusiness. The goals of the Board are to advance a regulatory environment that benefits the equine industry and to ensure that the public has confidence in the integrity of pari-mutuel horse racing. The Board performs its responsibilities in strict compliance with state laws.

The Governor appoints 11 members to the Board. There are currently 8 members on the Board. In 2019, Governor Pritzker appointed Dan Beiser, Marcus Davis, and Benjamin Reyes to the Board. They join Chairman Jeffrey Brincat and members Thomas McCauley, Arlene Mulder, Edgar Ramirez, and Gregory Sronce.

Illinois' pari-mutuel horse racing industry operated at three pari-mutuel racetracks in 2019. A total of 232 live race dates were conducted in 2019 compared to 266 in 2018. Arlington Park conducted 71 Thoroughbred race dates, compared to the same number of days in 2018. Fairmount Park conducted 40 Thoroughbred race dates, compared to 36 in 2018. Hawthorne Race Course conducted 51 Thoroughbred race dates, compared to 54 in 2018. Suburban Downs at Hawthorne Race Course conducted 70 Standardbred race dates compared to 105 in 2018.

The Board published a Notice of Funding Opportunity ("NOFO") for its Illinois Racing Charity Grant, pursuant to the Illinois Grant Accountability and Transparency Act. The Board received two applications for this Grant. Pursuant to Section 31.1 of the Illinois Horse Racing Act, the Board approved a Grant for 2020 in the amount of \$750,000 to the Racing Industry Charitable Foundation, Inc.

During the 101st General Assembly, the Illinois House and Senate passed Senate Bill 690, a bill implementing historic gaming expansion throughout Illinois. Governor Pritzker signed the bill into law on June 28, 2019. Highlights of the legislation included the authorization of six new casinos, changes to existing riverboat casinos, gaming at racetracks, authorization of a new Standardbred racetrack in Cook County, creation of the Sports Wagering Act, and changes to the Video Gaming Act.

At the annual Dates Hearing in September of 2019, the Board approved the following racing schedule for 2020: 68 live Thoroughbred race dates to Arlington Park; 37 Thoroughbred race dates to Hawthorne Race Course; 60 Thoroughbred race dates to Fairmount Park; and 92 Standardbred race dates to Suburban Downs at Hawthorne Race Course.

REGULATORY CHANGES

The following administrative rules were amended during 2019:

Part 210 *Definitions* – effective April 1, 2019. Pursuant to Executive Order 2016-13, Part 210 was identified for modifications during the Board's extensive review of its regulations. The adopted rule eliminated definitions that are defined in the Illinois Horse Racing Act, outdated, unnecessary, or duplicative.

Part 450 *Horsemen's Bookkeeping System Licensees* – effective April 1, 2019. The Board repealed this Part under the "Cutting the Red Tape Initiative" to make certain that regulatory standards are not unduly burdensome to licensees.

Part 411 *Racetrack Surfaces* – effective April 1, 2019. Part 411, adopted in 1981, was identified for repeal as unnecessary during the Board's extensive review of its regulations.

Part 603 *Medication* – effective May 24, 2019. Amended Section 60 to reference the Association of Racing Commissioners International (ARCI) Uniform Classification Guidelines for Foreign Substances, version 14.0 dated January 2019.

Part 605 *Horse Health* – effective August 1, 2019. Adopted the ARCI model rule.

Part 1324 *Time and Records* – effective August 1, 2019. Part 1324, adopted sometime before 1979, was identified for repeal as unnecessary and outdated during the Board's review of its regulations.

Part 200 *Illinois Racing Board* – effective September 1, 2019. Adopted the ARCI model rule.

Part 1307 *Identification of Horses* – effective September 1, 2019. Part 1307 was adopted in 1995 and never amended. Sections 30, 40, 50, 60, and 70 were outdated and Sections 10 and 80 were amended to conform to industry standards.

Part 1317 *Drivers, Trainers, and Agents* – effective September 1, 2019. Part 1317 was adopted in 1997 and was last amended in 2004. Sections 20 and 160 were outdated and Sections 80, 120 and 150 were amended to conform to industry standards.

LEGISLATION

Public Acts 101-0031 and 101-0109 were amended by the Illinois General Assembly and signed by Governor Pritzker. PA 0031 was signed on June 28, 2019 and PA 0109 on July 19, 2019. The Illinois Gaming Board may license racetracks for gaming, including electronic gaming devices (slots) and table games. Racetracks in Cook County may operate up to 1,200 gaming positions and 900 gaming positions at racetracks located outside of Cook County. Surcharges on winnings are extended; when a racetrack starts offering other forms of gambling, the pari-mutuel tax will become graduated and some fines and fees will be raised, including the admission charge (from 15¢ to 40¢ per person).

Through 2027, sales or exchanges of horse racing or other gambling properties (with some exceptions) will be subject to an income surtax equal to the federal income tax liability due to those events. Prohibitions on political activities and conflicts of interest for Illinois Racing Board members and their families are expanded. Riverboats, casinos, racetracks with gaming, and suppliers must establish diversity programs for awarding contracts.

The Illinois Gaming Board may issue up to 7 master sports wagering licenses to sports facilities or their designees. Master sports wagering licenses are also authorized at casinos, racetracks, and at a limited number of off-track betting parlors (no more than 3 per racetrack).

State executive and legislative branch officers, Gaming and Racing Board employees, and family members living with them may not have ownership interests in gambling licensees (except passive ownership of publicly traded stock) while serving or for 2 years thereafter. Any such holding by a legislator or family member must be divested within 1 year after this act takes effect.

The Illinois State Fair may operate up to 50 video gaming terminals and up to 30 at the DuQuoin State Fair. A tax of 35% of net terminal income from these fairs will go to the State Fairgrounds Capital Improvements and Harness Racing Fund.

The minimum separation between off-track betting parlors and churches or schools is reduced from 500 feet to 100. OTBs no longer need consent to locate within 500 feet of more than 50 registered voters.

The Illinois Racing Board shall issue an organization license limited to standardbred racing to a racetrack located in one of the following townships of Cook County: Bloom, Bremen, Calumet, Orland, Rich, Thornton, or Worth. This additional organization license shall not be issued within a 35-mile radius of another organization license unless the person having operating control of such racetrack has given written consent to the organization licensee applicant. The organization licensee shall have all of the current and future rights of existing Illinois racetracks and may have up to 16 inter-track wagering locations.

LEGISLATIVE INTENT

The Illinois Horse Racing Act of 1975 is intended to benefit the people of the State of Illinois by assisting economic development and promoting Illinois tourism. The General Assembly finds and declares it to be the public policy of the State of Illinois to:

1. *Support and enhance Illinois' horse racing industry, which is a significant component within the agribusiness industry.* Sections 30 and 31 of the Act promote the breeding, buying and racing of thoroughbred and standardbred horses in Illinois, preserving the agribusiness segment of the Illinois economy. Purse supplements, owner and breeders awards are paid to owners and breeders of winning horses in certain races limited to Illinois conceived and foaled horses.
2. *Ensure that Illinois' horse racing industry remains competitive with neighboring states.* Through the rulemaking process, the Board creates new rules and amends existing rules to be more uniform, consistent, and competitive with other major racing jurisdictions. IRB staff members and industry representatives are continually working to update the administrative rules.
3. *Stimulate growth within Illinois' horseracing industry, thereby encouraging new investment and development to produce additional tax revenues and to create additional jobs.* The Board strives to foster an environment that creates jobs and generates important revenue to the State of Illinois by encouraging racetracks to make use of their vacant off-track wagering licenses.
4. *Promote the further growth of tourism.* To ensure that adequate funds are devoted to the marketing of horse racing, the Board requires that each applicant for licensure to operate a race meet submit a proposed advertising and promotional budget during the licensing process.
5. *Encourage the breeding of thoroughbred and standardbred horses in this State.* Pursuant to the Act, breeders awards have been established to promote the breeding of thoroughbreds, standardbreds, and quarter horses by Illinois residents.
6. *Ensure that public confidence and trust in the credibility and integrity of racing operations and the regulatory process is maintained.* Public confidence is essential to a vital horse racing industry. The licensing of all persons participating in pari-mutuel racing and the testing of post-race equine samples are necessary components of the Board's regulatory program. Urine and blood samples are obtained post-race from the winner of every race, the horses finishing second and third in stakes races, and from any other horses selected by the stewards based on current and past performance.

COMMISSIONERS, ADMINISTRATIVE STAFF,
RACING REGULATION

Section 4 of the Illinois Horse Racing Act states that “the Board shall consist of 11 members to be appointed by the Governor with the advice and consent of the Senate, not more than 6 of whom shall be of the same political party, and one of whom shall be designated by the Governor to be Chairman.” As of March 1, 2020, three seats on the Board are vacant.

<u>Commissioners</u>	<u>Term Expires</u>
Jeff Brincat, Chairman	7/1/2022
Dan Beiser	7/1/2020
Marcus Davis	7/1/2024
Thomas McCauley	7/1/2022
Arlene Mulder	7/1/2020
Edgar Ramirez	7/1/2022
Benjamin Reyes	7/1/2024
Gregory Sronce	7/1/2024

Domenic DiCera	Executive Director
John Gay	General Counsel
Michael Belmonte	Director of Pari-Mutuel and Wagering
Vitto Ezeji-Okoye	Chief Fiscal Officer
Mickey Ezzo	Projects Manager
John Eddy	Field Operations Manager
Ed Mingey	Director of Security and Licensing

Illinois currently has three pari-mutuel racetracks in operation. In 1981, Arlington International Racecourse, located in Arlington Heights, was the site of the first thoroughbred race with a million-dollar purse, the Arlington Million. The premier event at Arlington is the International Festival of Racing which features a trio of Grade 1 stakes races on turf. Fairmount Park, opened in 1925 and located in Collinsville, hosts thoroughbred racing and did conduct harness racing up until 1999. Hawthorne Race Course, located in Stickney, conducts both thoroughbred and harness racing and is the oldest continually run family-owned racetrack in North America. Pari-mutuel harness racing also takes place at the Illinois State Fair in Springfield and the DuQuoin State Fair.

Pari-mutuel wagers can be placed at each of the racetracks, the twenty-five off-track betting parlors owned and operated by the racetracks, as well as through advance deposit wagering (ADW). ADW is a method of pari-mutuel wagering placed on an electronic device in which an individual may establish an account, deposit money into the account, and use the account balance to pay for pari-mutuel wagering authorized under the Act.

The Board has a full-time staff of employees charged with conducting its daily functions. In addition to these full-time employees, the Board employs per-diem employees. Many of these part-time and seasonal employees only work on days when racing is conducted.

The IRB employs racing officials to represent the Board at the various racetracks (e.g. stewards and horse identifiers). In addition, the Board approves the following racing officials which are employed by the racetracks: General Manager, Association Steward, Racing Secretary, Assistant Racing Secretary, Paddock Judge, Patrol Judge, Placing Judge, Starter, Clerks of Scales, Track Veterinarian, Mutuel Manager, Director of Security, Track Superintendent, Outrider, Program Director, and Timer.

All persons participating in pari-mutuel racing under the jurisdiction of the IRB are required to be licensed. Each prospective licensee is fingerprinted. The Board may in its discretion deny a license to any person who has been convicted of a crime, who is unqualified to perform the duties required of the applicant, who fails to disclose or states falsely any information in the application, who has been found guilty of a violation of the Act or the rules, or whose license has been suspended, revoked, or denied in another jurisdiction. A license is valid for the calendar year in which it is issued (all licenses expire on December 31) unless suspended or revoked under administrative regulations promulgated by the Board. The licensing department maintains an office located at the central office in Chicago and is present at all pari-mutuel racetracks prior to and during the opening of live race meetings in order to process license applications and collect fees.

Stewards exercise immediate supervision, control and regulation of live racing at each licensed race meeting on behalf of the IRB. The powers of the stewards include authority over all horses and all persons, licensed or unlicensed, on association grounds during each race meeting as to all matters relating to racing. The stewards conduct hearings and issue determinations of all questions, disputes, protests, complaints or objections concerning racing which arise during a race meeting and are responsible for issuing decisions or rulings pertaining to racing. As a matter of course, the stewards review the films of each race before the results are posted "official." The State Stewards are employees of the Board and the Association Stewards are employees of each racing association.

State Veterinarians supervise the operations of the test barn, the collection of urine and blood samples for testing, preparation and documentation of the biologic samples that are transported to the laboratory, and administration of race day furosemide injections by IRB approved veterinarians. The State Veterinarians also oversee all regulatory veterinary activities associated with live racing: pre-race examinations; race-day furosemide administrations; on-track monitoring of horse health and soundness; triage of racing injuries; and management of the veterinarians' list of horses determined to be ineligible to race for medical reasons. The State Veterinarians are employees of the Board and the Association Veterinarians are employees of each racing association.

IRB security personnel conduct investigations to determine the fitness of applicants for licensing, perform drug and alcohol testing on licensees pursuant to the administrative rules, collaborate with racetrack security, work with other racing jurisdictions to monitor licensee activity, and conduct investigations into alleged violations of the Act and administrative rules.

To ensure integrity and for the protection of the public, the Board regulates all pari-mutuel wagering, monitors pari-mutuel handle and takeout, and ensures the proper allocation and distribution of revenue generated by pari-mutuel wagering.

Laboratory

Over the past year the University of Illinois at Chicago Analytical Forensic Testing Laboratory has conducted one of the most comprehensive equine drug testing programs in the country. The laboratory continues to adjust the blood screening method to encompass more compounds as well as reduce testing times by LC-MS-MS analysis. This is beneficial since more compounds require screening and quantification per IRB rules.

The laboratory continues to assist the track stewards and security personnel in investigating possible doping violations that employ methods designed to circumvent our standard testing procedures. The laboratory also investigates and reports on special items such as syringes, drug vials and other contraband that are collected or seized at the racetracks.

The laboratory went through an ISO off-site inspection in 2019 with no major deficiencies and received full re-accreditation. The laboratory continues to be RMTC accredited as well. The laboratory successfully completed the International Proficiency Testing Program in urine that is conducted by the Association of Official Racing Chemists.

2019 LABORATORY TEST SAMPLES

	<u>Thoroughbred</u>	<u>Harness</u>	<u>Total</u>
Post Race Urine Test Samples	1688	1017	2705
Post Race Blood Test Samples	<u>1719</u>	<u>1081</u>	<u>2800</u>
Total Post Race Test Samples	3407	2098	5505
Pre-race blood Samples	106	407	513
Prohibited Drug Positives	3	1	4
Overage Violations	4	2	6
Lasix Overage Violations	0	0	0
tCO2 Overage Violations	0	0	0

Prohibited Drug Positives 2010 – 2019

	2010	2011	2012	2013	2014	2015	2016	2017	2018	2019
Thoroughbred	22	16	41	14	6	22	26	2	5	3
Harness	<u>11</u>	<u>20</u>	<u>14</u>	<u>16</u>	<u>19</u>	<u>33</u>	<u>11</u>	<u>4</u>	<u>1</u>	<u>1</u>
Total	33	36	55	30	25	55	37	6	6	4

RACETRACKS

		<u>PHONE</u>	<u>ADDRESS</u>
Arlington Park	www.arlingtonpark.com	847-385-7500	2200 W. Euclid, Arlington Heights, IL 60006
Fairmount Park	www.fairmountpark.com	618-345-4300	9301 Collinsville Road, Collinsville, IL 62234
Hawthorne Race Course	www.hawthorneracecourse.com	708-780-3700	3501 S. Laramie, Cicero, IL 60804

OTB's

Alton	Time Out OTB	618-465-1006	315 Belle Street, Alton, IL 62002
Aurora	The Piazza	630-978-2088	85 Executive Drive, Aurora, IL 60504
Chicago (111th Street)	Corliss OTB	773-995-8238	11203 S. Corliss, Chicago, IL 60628
Chicago (Weed Street)	Trackside at Joe's Bar	312-787-9600	940 W. Weed Street, Chicago, IL 60642
Crestwood	Crestwood OTB	708-489-4700	13148 Rivercrest Drive, Crestwood, IL 60445
Glendale Heights	Q-Bar	630-893-9346	2240 Bloomingdale Rd, Glendale Heights, IL 60139
Green Oaks	Post Time Sports Bar & Grille	847-367-7170	13860 Rockland Road, Green Oaks, IL 60048
Hodgkins	Trackside at Salerno's	708-354-1668	9301 63rd St., Hodgkins, IL 60525
Hoffman Estates	Trackside at the Saddle Room	847-645-7501	2559 Pratum Avenue, Hoffman Estates, IL 60192
Joliet	Bookie Magee's	815-744-6500	2450 Jefferson Street, Joliet, IL 60435
Lansing	Black Eyed Susan	630-783-8253	2450 Jefferson Street, Joliet, IL 60435
McHenry	Salerno's Pizzeria and R Bar	815-344-0742	17030 Torrence Ave, Lansing, IL 60438
Mokena	Stoney Point Grill	708-478-1670	19031 Old LaGrange Road, Mokena, IL 60448
Normal	BloNo Pizza Co.	309-829-3300	1304 Cross Creek Drive, Normal, IL 61761
North Aurora	The Turf Room	630-906-9300	650 Randall Crossings, North Aurora, IL 60542
Oakbrook Terrace	Oakbrook Terrace OTB	630-627-8238	17W648 22nd Street, Oakbrook Terrace, IL 60181
Ottawa	Furlong's Sports Bar & Grill	815-324-4007	110 W. Etna Road, Ottawa, IL 61350
Peoria	Bullpen Bar & Grill	309-832-0671	3225 N. Dries Lane, Peoria, IL 61604
Prospect Heights	Players Pub & Grill	847-693-7323	1250 South River Road, Prospect Heights, IL 60070
Rockford	Don Carter Lanes	815-398-2300	4007 E. State Street, Rockford, IL 61108
Sauget	Route 3 OTB	618-274-6468	2400 Mississippi Avenue, Sauget, IL 62201
Springfield	Capital Teletrack	217-546-2111	1766 Wabash Avenue, Springfield, IL 62704
Villa Park	Trackside at Crazy Pour	630-758-0099	105 E. North Ave, Villa Park, IL 60181
Waukegan	Trackside Waukegan	847-336-1400	630 S. Green Bay Road, Waukegan, IL 60085

ADW's (Advance Deposit Wagering)

Bet America	www.betamerica.com	866-607-7929
Club Hawthorne	www.clubhawthorne.com	708-780-3700
NYRA Bets	www.nyrabets.com	844-NYRA-BET
TVG	www.tvg.com	888-752-9884
Twin Spires	www.twinspires.com	877-774-7371
Xpressbet	www.xpressbet.com	866-889-7737

ORGANIZATIONS

Illinois Racing Board	www.illinois.gov/irb	312-814-2600	100 W. Randolph, Suite 5-700, Chicago, IL 60601
ITHA	www.itharacing.com	847-577-6464	7301 W. 25th St. #321, North Riverside, IL 60546
IHHA	www.harnessillinois.com	630-323-0808	15 Spinning Wheel Road #432, Hinsdale, IL 60521
ILHBPA	www.ilhbpa.com	618-345-7724	P.O. Box 429, Caseyville, IL 62232
ITBOF-Arlington Office	www.itbof.net	847-253-3670	P.O. Box 578, Arlington Heights, IL 60006
ITBOF-Hawthorne Office	www.itbof.net	847-253-1136	P.O. Box 7, Lyons, IL 60534

LICENSING

Pursuant to Section 15 of the Illinois Horse Racing Act of 1975 (230 ILCS 5/15), all persons participating in pari-mutuel racing under the jurisdiction of the Board are required to be licensed. The Board issued the following licenses during license year 2019:

LICENSE TYPE	HARNESS	T-BRED	HARNESS T-BRED	QUARTER HORSE	TOTAL	'18 vs'19 +/- %
Authorized Agent	1	1			2	0%
Apprentice Jockey		9			9	0%
Assistant Trainer		105			105	-13%
Blacksmith	3	18			21	-19%
Claiming	3	10			13	550%
Driver	20				20	-9%
Driver Trainer	7				7	-53%
Driver Trainer Owner	142				142	-3%
Exercise Person		137			137	-6%
Foreman		20			20	33%
Groom	63	340			403	-9%
Hot Walker	1	195			196	8%
Inter-track Employee		15	18		33	18%
Jockey Agent		15			15	-17%
Jockey		67		3	70	-21%
Owner	569	1,423		8	2,000	-6%
Owner Driver	2				2	-50%
Owner Asst. Trainer	1	0			1	-67%
Owner Trainer	68	151			219	-14%
Pony Person		38			38	9%
Racing Official	11	49	8		68	-14%
Race Track Employee	18	71	1		90	23%
Totalizator Employee		18	8		26	-4%
Trainer	44	107			151	14%
Veterinarian	3	18			21	11%
Veterinarian Asst.	3	6			9	50%
Vendor	1	23			24	-14%
Vendor Helper	2	10			12	-20%
TOTAL LICENSES '19	962	2,846	35	11	3,854	-5%
TOTAL LICENSES '18	1,084	2,918	38	17	4,057	
TOTAL REVENUES '19	\$24,050	\$71,150	\$875	\$275	\$96,350	-5%

Note: License fee is \$25 for all types

RACING DATES AWARDED IN 2019 & 2020

THOROUGHBRED

2019

2020

ARLINGTON PARK

71 Live Days

68 Live Days

Arlington Park Racecourse, LLC

April 29 - June 30, 3 day/week
July 1 - September 30, 4 day/week

April 27 - May 31, 2 day/week
June 1 - July 12, 3 day/week
July 13 - September 6, 4 day/week
September 7 - September 30, 3 day/week

HAWTHORNE RACE COURSE

52 Live Days (51 programs conducted)

37 Live Days

Hawthorne Race Course, Inc.

January 4 - January 12, 2 day/week
March 6 - April 6, 2 day/week
April 7 - April 28, 3 day/week
October 1 - November 30, 3 day/week
December 1 - December 31, 2 day/week

January 1 - January 4, 2 day/week
October 1 - December 31, 3 day/week

FAIRMOUNT PARK

41 Live Days (40 programs conducted)

60 Live Days

Fairmount Park, Inc.

April 16 - September 14, 2 day/week

March 3 - May 31, 2 day/week
June 1 - July 11, 3 day/week
July 12 - September 7, 2 day/week

STANDARD BRED

2019

2020

HAWTHORNE RACE COURSE

71 Live Days (70 programs conducted)

92 Live Days

Suburban Downs, Inc.

May 3 - June 15, 3 night/week
June 16 - July 31, 4 night/week
August 1 - August 31, 3 night/week
September 1 - September 22, 4 night/week

February 15 - February 29, 2 night/week
March 1 - September 20, 3 night/week

STATE FAIRS

4 Live Days

4 Live Days

Illinois State Fair (Springfield)

August 9, 10, 14 and 15

August 14, 15, 19 and 20

DuQuoin State Fair

0 programs conducted
Rained out-Races run at Hawthorne

2 Live Days
August 28 and 29

**ILLINOIS RACING BOARD
STATEMENT OF SOURCE AND ALLOCATION OF REVENUE
FOR THE 2019 RACING YEAR**

SOURCE OF REVENUE:	
Application and License Fees of Racing Associations	\$ 61,495
Admission Taxes	\$ 53,611
Pari-mutuel Tax (Tracks and OTBs)	\$ 4,833,526
Pari-mutuel Tax Credit Used	\$ (2,805,742)
Advanced Deposit Wagering (ADW) Pari-Mutuel Tax (1.75% of Handle)	\$ 3,800,084
.2% Surcharge for Racing Board (includes \$100,000 to Quarter Horse Purse Fund)	\$ 861,570
Licensing of Racing Personnel	\$ 119,600
Fingerprint Fees	\$ 18,476
Photo Fees	\$ 85
Horsemen's Fines	\$ 33,400
Miscellaneous Sources	\$ 11,744
TOTAL STATE REVENUES RECEIVED	\$ 6,987,849
2% of OTB Handle to City and County	\$ 4,407,686
OTB Admission Tax to City of Chicago	\$ 55,130
OTB Admission Tax to Cook County	\$ 67,404
On Track City Admission Tax	\$ 40,997
Intertrack Surcharge to County (20 %)	\$ 102,370
TOTAL LOCAL GOVERNMENT REVENUES RECEIVED	\$ 4,673,587
TOTAL REVENUES RECEIVED	\$ 11,661,436

ALLOCATION OF REVENUE:	
Horse Racing Fund	\$ 6,312,004
Quarterhorse Breeders' Fund	\$ 14,500
Quarterhorse Purse Fund (from IRB .2% Surcharge)	\$ 100,000
Standardbred Purse Fund (.25% Tax of ADW Handle)	\$ 542,869
Fingerprinting (State Police and Vendor)	\$ 18,476
TOTAL STATE REVENUES ALLOCATED	\$ 6,987,849
To Cities	\$ 2,299,970
To Counties	\$ 2,373,617
TOTAL LOCAL GOVERNMENT REVENUES ALLOCATED	\$ 4,673,587
TOTAL REVENUES ALLOCATED	\$ 11,661,436

**ILLINOIS RACING BOARD
STATEMENT OF CASH DISBURSEMENTS
FOR 2019**

	GENERAL ADMINISTRATION	SUPERVISION OF RACE MEETS & LABORATORY	TOTAL EXPENDITURES
Salary Expenses, including Retirement and Social Security.....	1,697,883	1,436,606	3,134,489
Professional Service Contracts	0	143,399	143,399
Contractual Services:			
Freight, Repairs, Rentals, Postage, Professional Services, etc	175,770	36,426	212,196
Worker's Comp, Personal Service Fund and Statutory Transfers	10,300	0	10,300
Travel Expenses.....	7,449	3,789	11,237
Commodities:			
Office Supplies, Repair Parts, etc.	1,368	5,191	6,559
Printing.....	0	0	0
Equipment.....	0	2,900	2,900
EDP Processing.....	50,175	21,473	71,648
Telecommunications.....	68,360	0	68,360
Operating Auto Equipment.....	4,176	0	4,176
Refunds (Court of Claims).....	85	0	85
Laboratory Services.....	0	776,330	776,330
Total 2019 Operating Expenses	\$2,015,567	\$2,426,113	\$4,441,680

OPERATING EXPENSES THROUGH THE YEARS

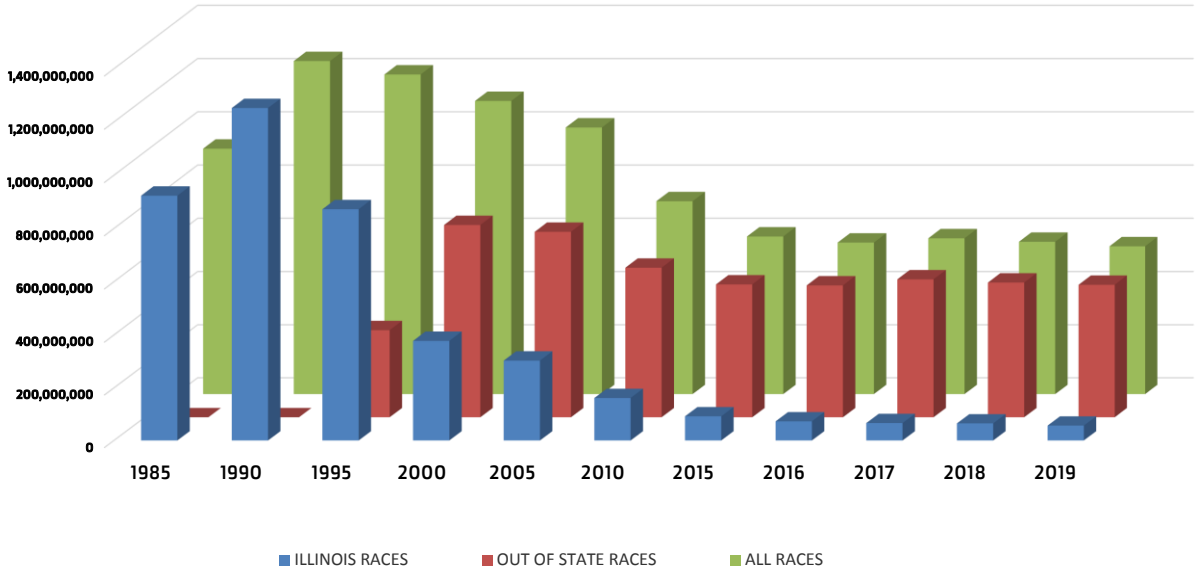
2019	\$4,441,680
2018	\$4,970,474
2017	\$5,312,353
2016	\$5,224,432
2015	\$6,024,160
2010	\$6,589,471
2005	\$6,825,055
2000	\$7,059,863
1995	\$5,830,685

SUMMARY OF SURCHARGES AND TAXES IN 2019

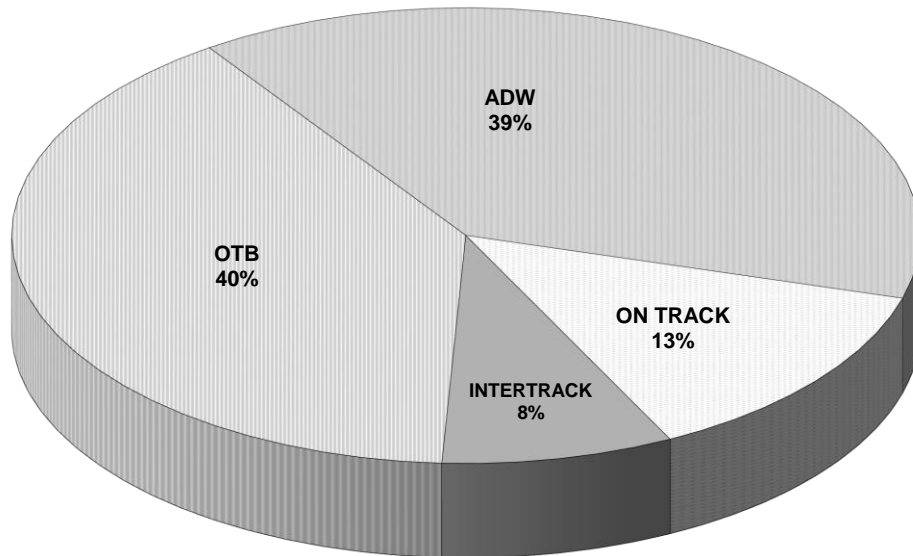
Surcharges	Tracks/OTBs	ADW	Total
Optional On Track 1% Allocation: Racetrack Income	29,740	0	29,740
Statutory Intertrack 1.5% Allocation: 20% ITW County, 40% ITW, 40% ITW Purses	511,851	0	511,851
Statutory OTB 2.5% Allocation: Used to Pay 1% of Handle to each City and County	4,017,847	0	4,017,847
Statutory .2% Allocation: \$100,000 to Quarter Horse Purse Fund Remainder to Horse Racing Fund (Racing Board)	491,127	370,443	861,570
Optional .5% Allocation: Racetrack/ADW Income to be split evenly with Purses	1,150,614	0	1,150,614
Statutory ADW .18% Allocation: Standardbred Purse Accounts	0	333,397	333,397
Total Surcharges	\$6,201,178	\$703,840	\$6,905,018

Taxes	Tracks/OTBs	ADW	Total
Statutory 1.5% Pari-Mutuel Tax (Fairmount Park/OTBs .75%)	4,833,526	3,257,214	8,090,741
<u>Less Statutory Tax Credit Used for Tracks and OTBs</u>	<u>(2,805,742)</u>	<u>0</u>	<u>(2,805,742)</u>
Net Pari-Mutuel Taxes Paid Allocation: Horse Racing Fund (Racing Board)	2,027,784	3,257,214	5,284,998
Statutory ADW .25% Allocation: Standardbred Purse Fund	0	542,869	542,869
Statutory 8.5% of Taxes on Quarter Horse Wagering Allocation: Quarter Horse Breeders' Fund	6,986	7,514	14,500
Statutory .15 Admission Tax at Tracks (Paid Admissions) Allocation: Horse Racing Fund (Racing Board)	53,611	0	53,611
Statutory \$1 Admission Tax at OTBs (Cook Co./Chicago) Allocation: Local Governments - City and County	122,534	0	122,534
Total Taxes	\$2,210,914	\$3,807,598	\$6,018,512

Illinois Handle 1985 - 2019



2019 Total Illinois Wagering by Source

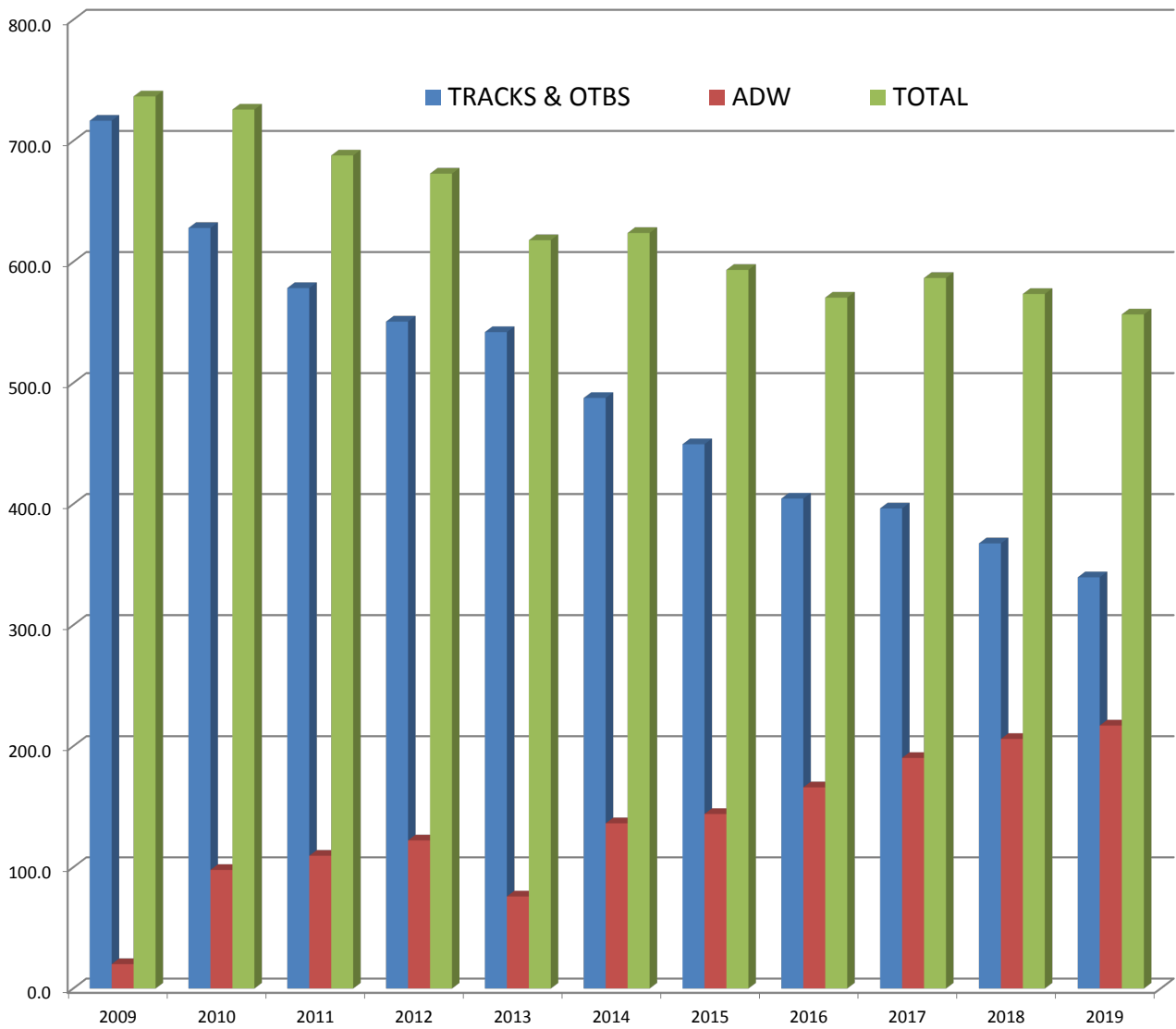


HANDLE

ON TRACK	INTERTRACK	OTB	ADW	TOTAL
\$73,141,393	\$45,971,605	\$220,384,323	\$217,147,633	\$556,644,954

WAGERING ON HORSE RACING 2009 - 2019 (HANDLE IN MILLIONS)

YEAR	TRACKS & OTBS	ADW	TOTAL	ADW as a % of TOTAL	TOTAL YR to YR	TRK & OTB YR to YR	ADW YR to YR
2009	716.6	20.1	736.7	3%			
2010	628.0	97.8	725.8	13%	-1%	-12%	
2011	578.4	109.5	687.9	16%	-5%	-8%	12%
2012	550.7	122.2	672.9	18%	-2%	-5%	12%
2013	542.0	75.9	617.9	12%	-8%	-2%	-38%
2014	487.6	136.3	623.9	22%	1%	-10%	80%
2015	449.4	144.0	593.4	24%	-5%	-8%	6%
2016	404.5	166.0	570.5	29%	-4%	-10%	15%
2017	396.4	190.3	586.7	32%	3%	-2%	15%
2018	367.5	206.0	573.5	36%	-2%	-7%	8%
2019	339.5	217.1	556.6	39%	-3%	-8%	5%




2019 COMPARISON OF LOCATION HANDLES

LIVE ILLINOIS RACING AND SIMULCASTS

LIVE PRGMS	AMOUNT WAGERED	ON TRACK	ON TRACK		INTER TRACK		OFF TRACK		ADW	ADW %
			%	INTER TRACK	%	OFF TRACK				
THOROUGHBRED MEETINGS										
71 Arlington Park	166,405,064	47,141,736	28.3%	20,745,020	12.5%	98,518,308	59.2%			
51 Hawthorne Race Course	97,170,411	13,469,377	13.9%	15,991,582	16.5%	67,709,452	69.7%			
40 Fairmount Park	4,521,775	3,990,984	88.3%	92,240	2.0%	438,551	9.7%			
162 THOROUGHBRED TOTAL	268,097,250	64,602,097	24.1%	36,828,842	13.7%	166,666,311	62.2%			
HARNESS MEETINGS										
70 Suburban Downs at Hawthorne	71,094,244	8,298,293	11.7%	9,130,032	12.8%	53,665,920	75.5%			
4 Springfield State Fair	305,827	241,004	78.8%	12,731	4.2%	52,092	17.0%			
74 HARNESS TOTAL	71,400,071	8,539,296	12.0%	9,142,763	12.8%	53,718,012	75.2%			
BRICK/MORTAR FACILITIES	339,497,321	73,141,393	21.5%	45,971,605	13.5%	220,384,323	64.9%			
ADVANCE DEPOSIT WAGERING	217,147,633								217,147,633	
236 TOTAL ALL RACING	556,644,954	73,141,393	13.1%	45,971,605	8.3%	220,384,323	39.6%	217,147,633	39.0%	

LIVE ILLINOIS RACING ONLY

LIVE PRGMS	AMOUNT WAGERED	ON TRACK	ON TRACK		INTER TRACK		OFF TRACK		ADW	ADW %
			%	INTER TRACK	%	OFF TRACK				
THOROUGHBRED MEETINGS										
71 Arlington Park	35,840,906	22,010,406	61.4%	1,327,688	3.7%	5,293,060	14.8%	7,209,752	20.1%	
51 Hawthorne Race Course	7,065,050	2,146,336	30.4%	756,139	10.7%	2,774,587	39.3%	1,387,989	19.6%	
40 Fairmount Park	4,879,399	3,990,984	81.8%	92,240	1.9%	438,551	9.0%	357,624	7.3%	
162 THOROUGHBRED TOTAL	47,785,355	28,147,725	58.9%	2,176,068	4.6%	8,506,198	17.8%	8,955,365	18.7%	
HARNESS MEETINGS										
70 Suburban Downs at Hawthorne	8,339,429	1,843,804	22.1%	453,682	5.4%	3,034,409	36.4%	3,007,534	36.1%	
4 Springfield State Fair	354,183	241,004	68.0%	12,731	3.6%	52,092	14.7%	48,356	13.7%	
74 HARNESS TOTAL	8,693,612	2,084,808	24.0%	466,413	5.4%	3,086,501	35.5%	3,055,890	35.2%	
236 TOTAL ALL RACING	56,478,967	30,232,533	53.5%	2,642,481	4.7%	11,592,699	20.5%	12,011,255	21.3%	



2019 OTB HANDLES

OFF TRACK BETTING LOCATIONS	LIVE ILLINOIS HANDLE	SIMULCAST HANDLE	TOTAL HANDLE	AVERAGE DAILY HANDLE
<i>CRESTWOOD - Hawthorne</i>	1,342,349	19,849,409	21,191,758	58,379
<i>OAKBROOK TERRACE - Hawthorne</i>	1,115,951	19,032,851	20,148,801	55,506
<i>CHICAGO (Corliss) - Hawthorne</i>	1,038,678	18,200,671	19,239,349	53,001
<i>CHICAGO (Joe's on Weed St.) - Arlington</i>	941,740	17,672,815	18,614,555	51,280
<i>PROSPECT HEIGHTS - Hawthorne</i>	757,607	15,177,985	15,935,593	43,900
<i>HODGKINS - Arlington</i>	629,368	12,176,052	12,805,419	35,277
<i>WAUKEGAN - Arlington</i>	614,004	11,380,070	11,994,075	33,042
<i>VILLA PARK - Arlington</i>	577,053	10,715,786	11,292,840	31,110
<i>MOKENA - Hawthorne</i>	612,767	8,918,436	9,531,203	26,257
<i>JOLIET - Hawthorne</i>	420,731	8,132,134	8,552,865	23,562
<i>SAUGET - Fairmount</i>	440,632	8,088,252	8,528,885	25,241
<i>GLENDALE HEIGHTS - Hawthorne</i>	384,172	6,506,646	6,890,819	18,983
<i>AURORA - Arlington</i>	360,441	6,212,631	6,573,072	18,108
<i>GREEN OAKS - Arlington</i>	314,653	5,757,925	6,072,577	16,729
<i>HOFFMAN ESTATES - Arlington</i>	319,775	5,710,397	6,030,172	16,612
<i>ORLAND HILLS - Arlington</i>	277,721	5,511,261	5,788,982	15,948
<i>ROCKFORD - Arlington</i>	207,260	5,422,252	5,629,512	15,508
<i>NORTH AURORA - Arlington</i>	270,322	4,995,890	5,266,211	14,507
<i>MCHENRY - Arlington</i>	264,784	4,233,796	4,498,580	12,393
<i>ALTON - Fairmount</i>	166,187	4,291,990	4,458,178	12,281
<i>closed 8/25/2019 BOLINGBROOK - Hawthorne</i>	150,946	2,851,685	3,002,631	8,272
<i>SPRINGFIELD - Fairmount</i>	98,693	2,733,666	2,832,358	7,803
<i>NORMAL - Hawthorne</i>	102,204	2,371,259	2,473,463	6,814
<i>PEORIA - Hawthorne</i>	74,419	1,820,696	1,895,115	5,221
<i>opened 5/1/2019 OTTAWA-Hawthorne</i>	110,240	1,027,068	1,137,309	4,680
TOTAL	\$11,592,699	\$208,791,624	\$220,384,323	\$610,412

2019 INTERTRACK HANDLES

INTERTRACK LOCATIONS	LIVE ILLINOIS HANDLE	SIMULCAST HANDLE	TOTAL HANDLE	AVERAGE DAILY HANDLE
<i>ARLINGTON PARK</i>	901,079	17,105,073	18,006,151	49,604
<i>FAIRMOUNT PARK</i>	695,523	14,018,547	14,714,071	40,535
<i>HAWTHORNE RACE COURSE (Suburban Downs)</i>	1,045,879	12,205,504	13,251,383	36,505
TOTAL	\$2,642,481	\$43,329,124	\$45,971,605	\$126,644

**SUMMARY OF SURCHARGES AND REVENUES TO LOCAL GOVERNMENTS FROM STATUTORY 2.5%
SURCHARGE AT OFF TRACK BETTING PARLORS IN 2019**

	DATE OPENED	COUNTY	HANDLE	2.5 % STATUTORY SURCHARGE ON WINNINGS	REVENUE TO THE CITY (1% OF HANDLE)	REVENUE TO THE COUNTY (1% OF HANDLE)	OVER/(UNDER) TO LICENSEE
ARLINGTON PARK							
CHICAGO (Weed St.)	06/04/93	COOK	18,614,555	337,059	186,146	186,146	(35,232)
HODGKINS	12/10/07	COOK	12,805,419	242,508	128,054	128,054	(13,600)
WAUKEGAN	12/30/88	LAKE	11,994,075	210,579	119,941	119,941	(29,302)
VILLA PARK	07/12/11	DUPAGE	11,292,840	206,835	112,928	112,928	(19,022)
AURORA	04/25/13	DUPAGE	6,573,072	110,959	65,731	65,731	(20,503)
ROCKFORD	11/18/87	WINNEBAGO	6,030,172	100,753	60,302	60,302	(19,850)
GREEN OAKS	04/24/17	LAKE	6,072,577	108,214	60,726	60,726	(13,238)
HOFFMAN ESTATES	11/02/12	COOK	5,788,982	108,439	57,890	57,890	(7,341)
ORLAND HILLS	04/21/12	COOK	5,269,512	105,874	56,295	56,295	(6,716)
NORTH AURORA	05/04/18	KANE	5,266,211	99,087	52,662	52,662	(6,237)
MCHENRY	12/08/05	MCHENRY	4,498,580	83,055	44,986	44,986	(6,917)
Total			94,565,995	1,713,361	945,660	945,660	-177,959

FAIRMOUNT PARK							
SAUGET	02/12/01	ST. CLAIR	8,528,885	154,546	85,289	85,289	(16,031)
ALTON	10/03/02	MADISON	4,458,178	82,678	44,582	44,582	(6,486)
SPRINGFIELD	05/05/88	SANGAMON	2,832,358	50,750	28,324	28,324	(5,898)
Total			15,819,421	287,974	158,194	158,194	-28,415

HAWTHORNE RACE COURSE							
CRESTWOOD	02/17/92	COOK	21,191,758	388,696	211,918	211,918	(35,139)
OAKBROOK TERRACE	09/04/92	DUPAGE	20,148,801	374,791	201,488	201,488	(28,185)
CHICAGO (Corliss Ave.)	04/18/91	COOK	19,239,349	348,771	192,393	192,393	(36,016)
PROSPECT HEIGHTS	04/25/12	COOK	15,935,593	296,194	159,356	159,356	(22,518)
MOKENA	05/16/03	WILL	9,531,203	174,461	95,312	95,312	(16,163)
JOLIET	10/25/90	WILL	8,552,865	153,610	85,529	85,529	(17,447)
GLENDALE HEIGHTS	04/25/12	DUPAGE	6,890,819	123,872	68,908	68,908	(13,944)
BOLINGBROOK	04/06/13	WILL	3,002,631	55,696	30,026	30,026	(4,356)
NORMAL	07/13/06	MCLEAN	2,473,463	45,414	24,735	24,735	(4,055)
PEORIA	04/24/18	PEORIA	1,895,115	34,140	18,951	18,951	(3,762)
OTTAWA	05/01/19	LASALLE	1,137,309	20,865	11,373	11,373	(1,881)
Total			109,998,907	2,016,512	1,099,989	1,099,989	-183,466

TOTAL			\$220,384,323	\$4,017,847	\$2,203,843	\$2,203,843	\$(389,840)
--------------	--	--	----------------------	--------------------	--------------------	--------------------	--------------------

2019 ADVANCE DEPOSIT WAGERING

Advance Deposit Wagering (ADW) officially began in Illinois on October 13, 2009. Five companies were licensed in 2019 as ADW providers (*Bet America was acquired by Twin Spires in 2017). Illinois patrons place funds into an account and then wager on races using a telephone or internet device such as a computer or smartphone. Each ADW provider must have an agreement with an Illinois racetrack and their affiliated horsemen's association.

ADW PROVIDER	Handle	DAILY AVERAGE	State Tax 1.75%	Daily Average
Twin Spires - (Arlington)	84,044,487	230,259	1,470,779	4,030
TVG - (Fairmount)	77,234,573	211,602	1,351,605	3,703
Xpressbet - (Hawthorne)	22,323,491	61,160	390,661	1,070
Club Hawthorne - (Hawthorne)	5,068,690	13,887	88,702	243
*Bet America (Arlington)	5,438,118	14,899	95,167	261
NYRABets (Hawthorne)	23,038,275	63,119	403,170	1,105
TOTAL	\$217,147,633	\$594,925	\$3,800,084	\$10,411

Monthly ADW Handle	Handle
January	15,126,488
February	14,459,928
March	17,235,646
April	15,710,780
May	28,414,058
June	20,342,334
July	18,875,149
August	22,587,897
September	14,991,144
October	15,330,129
November	20,590,423
December	13,483,656
TOTAL	\$217,147,633

Breakdown of ADW Handle		% of Handle
2019 ADW Handle	217,147,633	
1.5% Tax to Horse Racing Fund	3,257,214	1.50%
.25% Tax to Standardbred Purse	542,869	0.25%
Host Simulcast Fees	14,887,264	6.86%
ADW Fee	14,687,721	6.76%
Illinois Track Commission	5,449,019	2.51%
Illinois Purses	5,449,019	2.51%
Breakage	525,959	0.24%
Surcharge (.18%) to Standardbred Purse	333,397	0.15%
Surcharge (.2%) to Racing Board	370,443	0.17%
Optional Surcharge (.5%) to ADW	0	0.00%
Payout to Public	\$171,644,727	79.05%

Illinois Races vs. Out of State Races	
ADW Handle on Arlington Races	7,209,752
ADW Handle on Hawthorne Thoroughbred Races	1,387,989
ADW Handle on Hawthorne Harness Races	3,007,534
ADW Handle on Fairmount Races	357,624
ADW Handle on Springfield State Fair	48,356
TOTAL ADW Handle on Illinois Races	\$12,011,255 6%
TOTAL ADW Handle on Out of State Races	\$205,136,378 94%
TOTAL	\$217,147,633



2019 COMMINGLED HANDLE VS. SIMULCAST HANDLE

	COMMINGLED	SIMULCASTING	
	OUT-OF STATE HANDLE INTO ILLINOIS POOLS	ILLINOIS HANDLE ON OUT OF STATE RACES	"TRADE BALANCE" DIFFERENCE
THOROUGHBRED MEETS			
ARLINGTON PARK	109,093,652	137,773,910	(28,680,257)
HAWTHORNE RACE COURSE	54,212,209	91,493,350	(37,281,141)
FAIRMOUNT PARK	8,077,025	0	8,077,025
THOROUGHBRED TOTAL	\$ 171,382,886	\$ 229,267,260	\$ (57,884,373)

	COMMINGLED	SIMULCASTING	
	OUT-OF STATE HANDLE INTO ILLINOIS POOLS	ILLINOIS HANDLE ON OUT OF STATE RACES	"TRADE BALANCE" DIFFERENCE
HARNESS MEETS			
HAWTHORNE RACE COURSE (Suburban Downs)	37,498,781	65,762,350	(28,263,569)
SPRINGFIELD STATE FAIR	245,900	0	245,900
HARNESS TOTAL	\$ 37,744,681	\$ 65,762,350	\$ (28,017,668)

ADVANCE DEPOSIT WAGERING (ADW) \$ 205,136,378

ALL RACING TOTAL **\$ 209,127,567** **\$ 500,165,987** **\$ (291,038,420)**

1990 - 2019 "TRADE BALANCE" FROM SIMULCASTING INTO AND OUT OF ILLINOIS

	COMMINGLED	SIMULCASTING	
	OUT-OF STATE HANDLE INTO ILLINOIS POOLS	ILLINOIS HANDLE ON OUT OF STATE RACES	"TRADE BALANCE" DIFFERENCE
1990	18,795,400	23,020,321	(4,224,921)
1991	17,255,791	30,321,477	(13,065,686)
1992	82,581,380	34,054,510	48,526,870
1993	127,121,414	47,861,326	79,260,088
1994	233,137,790	56,851,822	176,285,968
1995	297,133,418	329,642,288	(32,508,870)
1996	551,232,436	572,268,505	(21,036,069)
1997	524,992,359	626,324,386	(101,332,027)
1998	455,011,181	699,709,458	(244,698,277)
1999	516,104,829	729,639,342	(213,534,513)
2000	628,884,689	724,779,204	(95,894,515)
2001	743,634,500	738,639,096	4,995,404
2002	914,879,233	749,400,714	165,478,519
2003	765,812,794	759,673,491	6,139,303
2004	834,052,261	732,303,750	101,748,511
2005	896,740,508	699,214,766	197,525,742
2006	844,791,759	693,097,332	151,694,427
2007	841,087,982	674,774,868	166,313,114
2008	846,028,897	598,518,783	247,510,115
2009	736,608,500	547,797,041	188,811,459
2010	553,267,781	564,309,696	(11,041,915)
2011	543,970,610	531,066,871	12,903,739
2012	594,052,598	511,990,098	82,062,500
2013	551,503,373	475,241,479	76,261,894
2014	431,013,076	507,351,977	(76,338,901)
2015	335,178,770	501,508,910	(166,330,140)
2016	260,487,398	497,843,113	(237,355,715)
2017	245,643,002	520,584,428	(274,941,426)
2018	249,946,906	508,608,883	(258,661,977)
2019	209,127,567	500,165,987	(291,038,420)

Notes: Advance Deposit Wagering on Illinois Races is not included in the commingled totals.

Advance Deposit Wagering on out-of-state races is included above and amounted to: 2009=\$17.1M, 2010=\$84.9M, 2011=\$94.8M, 2012=\$104.4M, 2013=\$64.5M, 2014=\$121.7M, 2015=\$132.3M, 2016=\$154.9M, 2017=\$179M, 2018=\$193M

PURSE RECAPTURE

Purse recapture is a 1995 provision of the law that allows racetracks to recoup losses on live handle brought on by the authorization of full-card simulcasting of races from other states. The recapture amount is 2% of the decrease of Illinois handle on Illinois races from 1994. The recapture monies allocated to the racetracks are deducted from the purse accounts. In 1999, legislation was passed that authorized annual appropriations to the Department of Agriculture for reimbursement to purse accounts equal to the recapture amounts. The appropriation is an annual decision. The racetracks will always receive their monies either from the State or from the originally intended purse accounts. Below are the annual amounts of purse recapture since 1995, when full card was authorized.

Illinois Handle on Illinois Races	
1994	\$1,181,911,128
1995	\$872,357,004
1996	\$660,598,891
1997	\$553,709,328
1998	\$387,351,792
1999	\$374,209,987
2000	\$377,762,519
2001	\$367,053,388
2002	\$382,473,610
2003	\$308,244,909
2004	\$327,079,537
2005	\$303,605,111
2006	\$259,022,153
2007	\$254,123,568
2008	\$220,136,253
2009	\$185,989,951
2010	\$148,600,498
2011	\$142,181,879
2012	\$143,132,630
2013	\$131,263,856
2014	\$102,026,113
2015	\$80,214,477
2016	\$61,601,900
2017	\$54,859,679
2018	\$51,582,950
2019	\$44,467,712

These handles are from racetracks and OTB's only and do not include ADW

Recapture		
Race Year	Year	Recapture
1995	1996	\$4,234,922
1996	1997	\$9,728,218
1997	1998	\$6,894,623
1998	1999	\$10,254,087
1999	2000	\$15,063,347
2000	2001	\$15,152,298
2001	2002	\$15,489,017
2002	2003	\$15,119,303
2003	2004	\$13,704,522
2004	2005	\$13,347,193
2005	2006	\$13,130,746
2006	2007	\$13,882,814
2007	2008	\$13,037,833
2008	2009	\$13,780,082
2009	2010	\$13,205,351
2010	2011	\$13,631,921
2011	2012	\$13,723,002
2012	2013	\$12,998,018
2013	2014	\$13,190,063
2014	2015	\$13,608,110
2015	2016	\$8,912,410
2016	2017	\$11,020,247
2017	2018	\$11,113,325
2018	2019	\$11,414,167
2019	2020	\$11,514,943



ILLINOIS HANDLES

1985-2015 (every 5 years) and 2016-2019

THOROUGHBRED MEETS						
	ON TRACK	INTERTRACK	OFF TRACK	ADW	TOTAL	
1985	\$ 413,499,578	\$ 107,756,838	\$ -	\$ -	\$ 521,256,416	
1990	\$ 358,258,669	\$ 205,490,935	\$ 157,175,600	\$ -	\$ 720,925,204	
1995	\$ 208,971,670	\$ 161,026,595	\$ 284,072,667	\$ -	\$ 654,070,932	
2000	\$ 183,746,086	\$ 184,012,741	\$ 337,818,255	\$ -	\$ 705,577,082	
2005	\$ 164,331,055	\$ 167,612,637	\$ 324,976,790	\$ -	\$ 656,920,482	
2010	\$ 107,833,704	\$ 102,196,110	\$ 242,492,453	n/a	\$ 452,522,266	
2015	\$ 71,647,768	\$ 73,859,723	\$ 195,382,490	n/a	\$ 340,889,981	
2016	\$ 73,614,760	\$ 48,893,290	\$ 188,415,484	n/a	\$ 310,923,534	
2017	\$ 71,591,008	\$ 44,663,679	\$ 194,024,636	n/a	\$ 310,279,323	
2018	\$ 65,543,823	\$ 40,708,109	\$ 182,186,139	n/a	\$ 288,438,071	
2019	\$ 64,602,097	\$ 36,828,842	\$ 166,666,311	n/a	\$ 268,097,250	

HARNESS MEETS						
	ON TRACK	INTERTRACK	OFF TRACK	ADW	TOTAL	
1985	\$ 350,445,586	\$ 51,532,629	\$ -	\$ -	\$ 401,978,215	
1990	\$ 256,855,703	\$ 134,948,222	\$ 139,638,986	\$ -	\$ 531,442,911	
1995	\$ 121,047,072	\$ 145,351,015	\$ 281,530,273	\$ -	\$ 547,928,360	
2000	\$ 58,171,917	\$ 116,137,855	\$ 222,654,869	\$ -	\$ 396,964,641	
2005	\$ 48,712,033	\$ 102,081,782	\$ 195,105,580	\$ -	\$ 345,899,395	
2010	\$ 22,219,165	\$ 48,978,683	\$ 104,269,095	n/a	\$ 175,466,943	
2015	\$ 13,591,862	\$ 26,537,150	\$ 68,385,488	n/a	\$ 108,514,500	
2016	\$ 14,320,276	\$ 13,889,657	\$ 65,374,369	n/a	\$ 93,584,301	
2017	\$ 10,691,806	\$ 12,505,654	\$ 62,930,545	n/a	\$ 86,128,005	
2018	\$ 10,545,382	\$ 9,819,581	\$ 58,664,644	n/a	\$ 79,029,607	
2019	\$ 8,539,296	\$ 9,142,763	\$ 53,718,012	n/a	\$ 71,400,071	

TOTAL						
	ON TRACK	INTERTRACK	OFF TRACK	ADW	TOTAL	
1985	\$ 763,945,164	\$ 159,289,467	\$ -	\$ -	\$ 923,234,631	
1990	\$ 615,114,372	\$ 340,439,157	\$ 296,814,586	\$ -	\$ 1,252,368,115	
1995	\$ 330,018,742	\$ 306,377,610	\$ 565,602,940	\$ -	\$ 1,201,999,292	
2000	\$ 241,918,003	\$ 300,150,596	\$ 560,473,124	\$ -	\$ 1,102,541,723	
2005	\$ 213,043,088	\$ 269,694,419	\$ 520,082,370	\$ -	\$ 1,002,819,877	
2010	\$ 130,052,869	\$ 151,174,792	\$ 346,761,547	\$ 97,803,750	\$ 725,792,958	
2015	\$ 85,239,630	\$ 100,396,873	\$ 263,767,978	\$ 144,019,400	\$ 593,423,880	
2016	\$ 87,935,036	\$ 62,782,947	\$ 253,789,853	\$ 165,999,800	\$ 570,507,635	
2017	\$ 82,282,814	\$ 57,169,333	\$ 256,955,181	\$ 190,284,417	\$ 586,691,745	
2018	\$ 76,089,205	\$ 50,527,690	\$ 240,850,783	\$ 206,034,006	\$ 573,501,684	
2019	\$ 73,141,393	\$ 45,971,605	\$ 220,384,323	\$ 217,147,633	\$ 556,644,954	

PURSES AND HANDLE (LIVE AND SIMULCASTS)

	THOROUGHBRED PURSE DISTRIBUTED	HARNESS PURSES DISTRIBUTED	TOTAL PURSES DISTRIBUTED	ILLINOIS HANDLE	% OF HANDLE ON ILLINOIS RACES
1995	49,313,304	41,392,332	90,705,636	1,201,999,292	73%
1996	53,850,395	41,757,050	95,607,445	1,232,867,396	54%
1997	50,843,274	37,141,615	87,984,889	1,180,033,714	47%
1998	49,904,435	34,542,076	84,446,511	1,087,061,250	36%
1999	52,398,833	39,180,917	91,579,750	1,103,849,329	34%
2000	65,955,254	42,068,597	108,023,851	1,102,541,723	34%
2001	65,176,932	39,863,175	105,040,107	1,105,692,484	33%
2002	79,233,651	40,177,699	119,411,350	1,131,874,324	34%
2003	60,224,987	32,900,951	93,125,938	1,067,918,400	29%
2004	57,231,170	40,178,599	97,409,769	1,059,383,287	31%
2005	57,250,778	34,906,211	92,156,989	1,002,819,877	30%
2006	57,314,077	31,810,706	89,124,783	952,119,485	27%
2007	54,064,946	31,307,830	85,372,776	928,898,436	27%
2008	50,490,454	29,256,533	79,746,987	818,655,036	27%
2009	48,949,553	23,857,985	72,807,538	736,740,493	26%
2010	38,792,651	15,598,812	54,391,463	725,792,958	22%
2011	44,263,896	18,990,581	63,254,477	687,899,890	23%
2012	54,189,232	24,325,816	78,515,049	672,902,967	24%
2013	48,359,376	23,677,385	72,036,761	617,943,710	23%
2014	40,172,846	16,578,130	56,750,976	623,983,057	19%
2015	27,893,274	11,334,487	39,227,761	593,423,880	15%
2016	23,879,701	8,681,252	32,560,953	570,507,635	13%
2017	25,024,819	8,768,531	33,793,350	586,691,745	11%
2018	25,421,817	9,084,301	34,506,118	573,501,684	11%
2019	23,740,113	6,554,520	30,294,633	556,644,954	10%

2019 OUT-OF-STATE SIMULCASTS

THOROUGHBRED

Simulcast Programs	Amount Wagered	On-Track	Intertrack	Off-Track
4,499 Arlington	137,773,910	25,131,330	19,417,332	93,225,248
2,912 Hawthorne	91,493,350	11,323,041	15,235,443	64,934,866
7,411 TOTAL	229,267,260	36,454,371	34,652,775	158,160,114

HARNESS

6,641 Hawthorne (Suburban Downs)	65,762,350	6,454,489	8,676,350	50,631,511
-------------------------------------	------------	-----------	-----------	------------

ADW

205,136,378

14,052 TOTAL	\$500,165,988	\$42,908,860	\$43,329,125	\$208,791,625
---------------------	----------------------	---------------------	---------------------	----------------------

Race Track Details

ARLINGTON INTERNATIONAL RACECOURSE, LLC

2019 Thoroughbred Meet-April 29 through September 30

Live Programs	71	Live Total Attendance	430,176
Total Live Programs Raced + Dark Days	215	Live Admission Tax	\$36,242
Live Races Run	592	Uncashed Tickets (2018)	\$1,068,591
Purses Distributed	\$15,101,615	Breakage	\$643,684

	On-Track at Arlington	Intertrack at Arlington	Off-Track at Arlington	ADW at Arlington	All Locations on Arlington
Live Racing Day Handle					
Illinois Handle on Illinois Races	22,010,406	1,327,688	5,293,060	7,209,752	35,840,906
Daily Average	310,006	18,700	74,550	101,546	504,801
Illinois Handle on Out-of-State Races	25,131,330	19,417,332	93,225,248	0	137,773,910
Daily Average	353,962	273,484	1,313,032	0	1,940,478
Combined Illinois Handle	47,141,736	20,745,020	98,518,308	7,209,752	173,614,816
Daily Average	663,968	292,183	1,387,582	101,546	2,445,279
Out-of-State Handle (Commingled) on Ill. Races					109,093,652
Daily Average					1,536,530

FAIRMOUNT PARK, INC.

2019 Thoroughbred Meet - April 16 through September 19

Live Programs	40	Total Live Attendance	62,515
Total Live Programs Raced + Dark Days	41	Live Admission Tax	\$5,204
Live Programs Run	290	Uncashed Tickets (2018)	\$52,109
Purses Distributed	\$2,222,019	Breakage	\$156,487

	On-Track at Fairmount	Intertrack at Fairmount	Off-Track at Fairmount	ADW at Fairmount	All Locations on Fairmount
Live Racing Day Handle					
Illinois Handle on Illinois Races	3,990,984	92,240	438,551	357,624	4,879,399
Daily Average	99,775	2,306	10,964	8,941	121,985
Illinois Handle on Out-of-State Races	0	0	0	0	0
Daily Average	0	0	0	0	0
Combined Illinois Handle	3,990,984	92,240	438,551	357,624	4,879,399
Daily Average	99,775	2,306	10,964	8,941	121,985
Out-of-State Handle (Commingled) on Ill. Races					8,077,025
Daily Average					201,926

HAWTHORNE RACE COURSE, INC.

Combined Spring and Fall

2019 Thoroughbred Meet - January 4,5,11,12 and March 6 through April 28 and October 1 through December 31

Live Programs	51	Total Live Attendance	47,609
Total Live Programs Raced + Dark Days	150	Live Admission Tax	\$2,568
Live Races Run	435	Uncashed Tickets (2018)	\$457,111
Purses Distributed	\$6,416,479	Breakage (incl SDI)	\$564,023

	On-Track at Hawthorne	Intertrack at Hawthorne	Off-Track at Hawthorne	ADW at Hawthorne	All Locations on Hawthorne
Live Racing Day Handle					
Illinois Handle on Illinois Races	2,146,336	756,139	2,774,587	1,387,989	7,065,051
Daily Average	42,085	14,826	54,404	27,215	138,530
Illinois Handle on Out-of-State Races	11,323,041	15,235,443	64,934,866	0	91,493,350
Daily Average	222,020	298,734	1,273,233	0	1,793,987
Combined Illinois Handle	13,469,377	15,991,582	67,709,453	1,387,989	98,558,401
Daily Average	264,105	313,560	1,327,636	27,215	1,932,518
Out-of-State Handle (Commingled) on Ill. Races					54,212,209
Daily Average					1,062,984

SUBURBAN DOWNS, INC. AT HAWTHORNE RACE COURSE

2019 Harness Meet - May 3 through September 22

Live Programs	70	Total Live Attendance	65,120
Total Live Programs Raced + Dark Days	365	Live Admission Tax	\$3,485
Live Races Run	751	Uncashed Tickets (2018)	\$388,136
Purses Distributed	\$6,554,520		

	On-Track at Hawthorne	Intertrack at Hawthorne	Off-Track at Hawthorne	ADW at Hawthorne	All Locations on Hawthorne
Live Racing Day Handle					
Illinois Handle on Illinois Races	1,843,804	453,682	3,034,409	3,007,534	8,339,429
Daily Average	26,340	6,481	43,349	42,965	119,135
Illinois Handle on Out-of-State Races	6,454,489	8,676,350	50,631,511	0	65,762,350
Daily Average	92,207	123,948	723,307	0	939,462
Combined Illinois Handle	8,298,293	9,130,032	53,665,920	3,007,534	74,101,779
Daily Average	118,547	130,429	766,656	42,965	1,058,597
Out-of-State Handle (Commingled) on Ill. Races					37,498,781
Daily Average					535,697

**ILLINOIS DEPARTMENT OF AGRICULTURE HORSE
RACING PROGRAM
2019 ILLINOIS THOROUGHBRED BREEDERS FUND PURSES AND AWARDS PAID**

TRACK/ASSOCIATION	IL-RESTRICTED STAKES	IL-RESTRICTED RACES	IL-RESTRICTED RACES	IL-RESTRICTED RACES	OPEN RACES	WINNERS SHARE OF PURSES	WINNERS OWNERS' AWARDS	OWNERS' AWARDS PLACE/SHOW	BREEDERS' AWARDS	TOTAL PURSES AND AWARDS
HAWTHORNE RACE COURSE Spring Meet	0	\$0	12	\$224,600	57	\$728,300	\$232,756 (94 races)	\$65,392 (58 races)	\$232,576	\$1,483,624
ARLINGTON PARK Arlington Park	6	\$356,752	22	\$644,000	134	\$2,432,100	\$811,138 (281 races)	\$293,018 (194 races)	\$783,084	\$5,320,092
HAWTHORNE RACE COURSE Fall Meet	0	\$0	9	\$348,000	65	\$849,100	\$255,606 (116 races)	\$85,816 (117 races)	\$232,502	\$1,771,024
FAIRMOUNT PARK Fairmount Park, Inc.	0	\$0	25	\$202,500	131	\$1,027,900	\$250,054 (170 races)	\$84,466 (77 races)	\$123,710	\$1,688,630
PARI-MUTUEL TOTALS	6	\$356,752	68	\$1,419,100	387	\$5,037,400	\$1,549,554 (661 races)	\$528,692 (446 races)	\$1,371,872	\$10,263,370
Stallion Owner's Awards										\$0
County Fair Purse Total										\$11,505
2018 TOTAL OF PROGRAM										\$10,274,875

These figures reflect only those purses or awards that were earned by Illinois Conceived and Foaled or Illinois Foaled thoroughbreds properly registered with the Department of Agriculture. The Breeders' Awards are provided by the IL Thoroughbred Breeders and Owners Foundation.

**ILLINOIS DEPARTMENT OF AGRICULTURE HORSE
RACING PROGRAM
2019 ILLINOIS QUARTER HORSE BREEDERS FUND PURSES PAID**

	RACES	PURSES
PARI-MUTUEL TOTALS	0	\$0
NON PARI-MUTUEL TOTALS	1 County Fairs	\$1,350
2019 GRAND TOTALS	1	\$1,350

These 2019 figures are only for events restricted to Illinois Conceived and Foaled (ICF) horses that are properly registered with the Department of Agriculture, and do not include purses won by ICF horses in open competition.

**ILLINOIS DEPARTMENT OF AGRICULTURE
HORSE RACING PROGRAM
ILLINOIS STANDBRED BREEDERS FUND
2019 PURSES AND AWARDS PAID**

TRACK/ASSOCIATION	STAKES AND LATE CLOSERS RACES	PURSES	OVERNIGHT RACES	PURSES	BREEDERS' AWARDS	OWNERS/ BONUS AWARDS	TOTAL PURSES AND BREEDERS' AWARDS
HAWTHORNE RACE COURSE Suburban Downs	74	\$2,066,950	35	\$310,500	\$173,054	\$138,150	\$2,688,654
ILLINOIS STATE FAIR Dept. of Agriculture	34	\$412,000	21	\$33,000	\$1,580		\$446,580
DUQUOIN STATE FAIR Dept. of Agriculture	20	\$40,500	5	\$282,750	\$241		\$323,491
PARI-MUTUEL TOTALS	128	\$2,519,450	61	\$626,250	\$174,875	\$138,150	\$3,458,725
NON-PARI-MUTUEL RACING							
BROWN COUNTY, MT. STERLING	8	\$16,803					\$16,803
ILLINOIS STALLION STAKES BROWN COUNTY, MT. STERLING	5	\$46,898					\$46,898
27 County Fairs Colt Association Racing Downstate Classic Carrollton (3 Y.O.) Lincoln (2 Y.O.) Spring Preview (4/22) Fall Preview	192 6 7 19 17	\$300,903 \$52,309 \$43,361 \$49,989 \$75,191					\$300,903 \$52,309 \$49,989 \$75,191
NON-PARI-MUTUEL TOTALS	254	\$585,454					\$585,454
ILLINOIS CONCEIVED AND FOALED BONUS PROGRAMS Illinois Topline 2 & Up	21	\$19,500	7	\$29,250			\$48,750
2019 GRAND TOTALS	403	\$3,124,404	68	\$655,500	\$174,875	\$138,150	\$4,092,929

These 2019 figures are only for events restricted to Illinois Conceived and Foaled (ICF) horses that are properly registered with the Department of Agriculture, and do not include purses won by ICF horses in open competition. Bonuses awarded to ICF horses winning in open overnites in Illinois pari-mutuel competition are included in above table.


Note: The Breeder's Awards above include both ICF restricted races and open races.

2019 MAJOR STAKE RACES

THOROUGHBRED

DATE	Arlington Park	GR.	PURSE	HORSE	JOCKEY
August 10	ARLINGTON MILLION	1	\$1,000,000	BRICKS AND MOTAR	I. ORTIZ, JR.
August 10	BEVERLY D.	1	\$600,000	SISTERCHARLIE (IRE)	J. R. VELAZQUEZ
August 10	SECRETARIAT	1	\$500,000	VALID POINT	J. CASTELLANO
May 11	HANSHIN CUP	3	\$100,000	LANIER	D. CANNON
June 1	THE ARLINGTON MATRON	3	\$100,000	COACHWHIP	T. BAZE
June 29	CHICAGO HANDICAP	3	\$100,000	MY MERTLE	C.H. MARQUEZ JR.
July 13	AMERICAN DERBY	3	\$100,000	FARAWAY KITTEN	A. BESCHIZZA
July 13	MODESTY HANDICAP	3	\$100,000	JULIET FOXTROT (GB)	F. GEROUX
July 13	ARLINGTON HANDICAP	3	\$100,000	BANDUA	A. BESCHIZZA
August 10	PUCKER UP STAKES	3	\$100,000	CAFÉ AMERICANO	I. ORTIZ, JR.

DATE	Hawthorne Race Course Fall Meet	GR.	PURSE	HORSE	JOCKEY
October 18	ILLINOIS PRINCESS HANDICAP		\$55,050	BRAMBLE QUEEN	C. MARQUEZ
October 19	BUCK'S BOY HANDICAP		\$55,900	BLUE SKY KOWBOY	C. MARQUEZ
November 1	SHOW TIME DEB STAKES		\$55,100	ITSAROLLOFTHEDICE	J. LOPEZ
November 15	POWLESS HANDICAP		\$53,925	JEAN ELIZABETH	J. LOVEBERRY
November 16	LIGHTING JET HADICAP		\$55,300	DEVILEYE	C. MARQUEZ
December 6	PAT WHITHWORTH ILL. DEBUTANTE		\$56,550	COWGIRL KIMMIE	C. ULLOA
December 21	JIM EDGAR ILLINOIS JUVENILE		\$52,550	MIND YOUR OWN BIZ	J. LOVEBERRY



HARNESS

DATE	Suburban Downs at Hawthorne	PURSE	HORSE	DRIVER
September 21	ROBERT F. CAREY MEMORIAL	\$109,000	FOX VALLEY TRITON	C. LEONARD
September 21	INCREDIBLE FINALE	\$102,000	HE'ZZZ A WISE SKY	R. SMOLIN
September 21	INCREDIBLE TILLIE	\$115,000	FOX VALLEY EXPLOIT	K. HUSTED
September 21	PLUM PEACHY	\$100,000	FOX VALLEY HALSEY	J. FRANCO
September 21	FOX VALLEY FLAN	\$82,000	LOUS ABIGAIL	C. LEONARD
September 21	KADABRA	\$108,000	CROOKED CREEK	R. ANDERSON
September 21	BEULAH DYGERT MEMORIAL	\$95,000	LOUZOTIC	K. HUSTED

