

JB Pritzker, Governor



# Illinois Racing Board

## 2018 Annual Report



ARLINGTON PARK RACE DAY 2018





# Illinois Racing Board Commissioners



Jeffery Brincat-Chairman  
Lake Forest



Jason Barclay  
Hinsdale



Shelley Kalita  
Chicago



Robert Lunt  
Mt. Sterling



Thomas McCauley  
River Forest



Arlene Mulder  
Arlington Heights




Robert Muriel  
Highland Park



Edgar Ramirez  
Chicago



Hugh D. Scates  
Shawneetown



Gregory W. Sronce  
Springfield

Domenic S. DiCera-Executive Director

John Eddy- Field Operations Manager • Vitto Ezeji-Okoye-Chief Fiscal Officer • Mickey Ezzo-Projects Manager  
Karl Larsen-Laboratory Director AFTL at UIC • Ed Mingey-Director of Security

**TABLE OF CONTENTS**

Review..... 2

Legislative Intent..... 3

Regulatory Changes, Legislation, and Overview..... 4-7

Laboratory..... 8

Locations and Websites of Racetracks, OTBs, and ADWs..... 9

Licensing..... 10

2018 and 2019 Racing Dates Schedule..... 11

Sources and Allocation of Revenue..... 12

Cash Disbursements..... 13

Summary of Surcharges and Taxes..... 14

Source of Handle Chart..... 15

Wagering on Horse Racing Chart..... 16

Comparison of Handles..... 17

OTB and Intertrack Handles ..... 18

Summary of OTB Surcharges..... 19

Advance Deposit Wagering (ADW)..... 20

Commingled Handle vs. Simulcast Handle ..... 21

Purse Recapture..... 22

Illinois Handles..... 23

Illinois Purses and Out-of-State Simulcasts..... 24

Racetrack Statistics

Arlington Park and Fairmount Park..... 25

Hawthorne Race Course and Suburban Downs..... 26

Breeders Funds

Standardbred..... 27

Thoroughbred and Quarter Horse..... 28

Major Stakes Races..... 29



# REVIEW

The mission of the Illinois Racing Board is to regulate pari-mutuel horse racing and support the development of the equine industry. Horse racing is an economic asset to the State of Illinois. The racing and breeding industries are important to the state's economy and agribusiness. The goals of the IRB are to advance a regulatory environment that benefits the equine industry and ensure that the public has confidence in the integrity of pari-mutuel horse racing.

Illinois' three pari-mutuel racetracks conducted a combined total of 266 live race dates in 2018, compared to 249 in 2017. Arlington Park conducted 71 live thoroughbred race dates, compared to the same number of days in 2017. Fairmount Park conducted 36 live thoroughbred race dates, compared to 40 in 2017. Hawthorne Race Course conducted 54 live thoroughbred race dates, compared to 58 in 2017. Suburban Downs at Hawthorne Race Course conducted 105 live standardbred race dates compared to 80 in 2017.

In 2017, the Board approved transferring \$500,000 of its excess operating funds to Illinois' three pari-mutuel racetracks (four licensees) to increase purses and promote Illinois horse racing. Distributed in 2018, Suburban Downs, Arlington Park, Hawthorne Race Course, and Fairmount Park used these funds to supplement purses for races for Illinois-bred horses.

The Board published a Notice of Funding Opportunity ("NOFO") for its

Illinois Racing Charity Grant, pursuant to the Illinois Grant Accountability and Transparency Act. The Board received one application for this Grant. Pursuant to Section 31.1 of the Illinois Horse Racing Act, the Board approved a Grant for 2019 in the amount of \$860,319 to the Racing Industry Charitable Foundation, Inc.

In 2018, the Illinois handle on all racing was \$573,501,684 (274 race programs) compared to \$586,691,745 in 2017 (257 race programs). A decrease of 2.2%. In 2018, the total handle for advance deposit wagering (ADW) was \$206,034,006 compared to \$190,284,417 in 2017. An increase of 7.6%.

A total of \$34,506,118 was distributed in purses in 2018. Total thoroughbred purses were \$25,421,817 (161 race programs) compared to \$25,024,819 in 2017 (169 race programs). Arlington Park averaged \$240,360 per program, Hawthorne Race Course, \$114,236 and Fairmount Park averaged \$60,765. Total standardbred purses were \$9,084,301 (113 race programs) compared to \$8,768,531 in 2017 (88 race programs). Suburban Downs at Hawthorne Race Course averaged \$79,096 per program.

At the annual Dates Hearing in September, the Board approved for 2019, 71 live thoroughbred race dates to Arlington Park, 52 live thoroughbred race dates to Hawthorne Race Course, and 41 live thoroughbred race dates to Fairmount Park. Suburban Downs at Hawthorne Race Course was awarded 71 live harness race dates.

## LEGISLATIVE INTENT

The Illinois Horse Racing Act of 1975 is intended to benefit the people of the State of Illinois by assisting economic development and promoting Illinois tourism. The General Assembly finds and declares it to be the public policy of the State of Illinois to:

1. *Support and enhance Illinois' horse racing industry, which is a significant component within the agribusiness industry.* Sections 30 and 31 of the Act promote the breeding, buying and racing of thoroughbred and standardbred horses in Illinois, preserving the agribusiness segment of the Illinois economy. Purse supplements, owner and breeders awards are paid to owners and breeders of winning horses in certain races limited to Illinois conceived and foaled horses.

2. *Ensure that Illinois' horse racing industry remains competitive with neighboring states.* Through the rulemaking process, the Board creates new rules and amends existing rules to be more uniform, consistent, and competitive with other major racing jurisdictions. IRB staff members and industry representatives are continually working to update the administrative rules.

3. *Stimulate growth within Illinois' horseracing industry, thereby encouraging new investment and development to produce additional tax revenues and to create additional jobs.* The Board strives to foster an

environment that creates jobs and generates important revenue to the State of Illinois by encouraging racetracks to make use of their vacant off-track wagering licenses.

4. *Promote the further growth of tourism.* To ensure that adequate funds are devoted to the marketing of horse racing, the Board requires that each applicant for licensure to operate a race meet submit a proposed advertising and promotional budget during the licensing process.

5. *Encourage the breeding of thoroughbred and standardbred horses in this State.* Pursuant to the Act, breeders awards have been established to promote the breeding of thoroughbreds, standardbreds, and quarter horses by Illinois residents.

6. *Ensure that public confidence and trust in the credibility and integrity of racing operations and the regulatory process is maintained.* Public confidence is essential to a vital horse racing industry. The licensing of all persons participating in pari-mutuel racing and the testing of post-race equine samples are necessary components of the Board's regulatory program. Urine and blood samples are obtained post-race from the winner of every race, the horses finishing second and third in stakes races, and from any other horses selected by the stewards based on current and past performance.

## REGULATORY CHANGES

The following administrative rules were amended during 2018:

**Part 510, *Claiming Races*** – effective March 26, 2018. Section 250(a) requires that for a period of 20 days after the claim of a thoroughbred horse, it shall not start in a race in which the eligibility price is less than 25% more than the price at which it was claimed. For a period of 10 days thereafter, a thoroughbred horse is eligible to run back for the same claiming price or higher. Section 250(b) states that these requirements shall not apply to “starter handicap” races but was amended to also exclude "starter allowance" races.

**Part 603, *Medication*** – effective June 1, 2018. Amended Section 60 to reference the most recent Association of Racing Commissioners International (ARCI) Uniform Classification Guidelines for Foreign Substances version, 13.4 dated January 9, 2018.

Amended Section 75 to update the thresholds for caffeine and theobromine, pursuant to the thresholds contained in the ARCI Endogenous, Dietary, or Environmental Substances Schedule.

**Part 1313, *General Licensee Rules*** – effective June 28, 2018. Amended Section 70 to reduce the detention time for harness horses reporting to the paddock from 4 hours to 3 hours. This change did not apply to horses on lasix.

**Part 422, *Approval of Racing Officials*** – effective November 1, 2018. Amended several sections to reflect current practices.

**Part 502, *Licensing*** – effective November 1, 2018. Section 500(b) was amended to adopt the ARCI model rule governing jockey agents by expanding representation from two jockeys to also including an apprentice jockey.

## LEGISLATION

The following statutes were amended during 2018:

**Public Act 100-0627 (*Senate Bill 3452*)** amended the Illinois Horse Racing Act of 1975 effective July 20, 2018. Extended the authorization for advance deposit wagering (ADW) through December 31, 2020.

**Public Act 100-0777 (*House Bill 5459*)** amended the Illinois Horse Racing Act

of 1975 effective August 10, 2018. The following changes are effective until January 1, 2022: Provides that "Illinois conceived and foaled", as the term applies to a standardbred, includes a standardbred horse whose sire is a qualified Illinois stallion. Provides that semen from a stallion qualified for the Illinois Standardbred Breeders Fund may be transported outside the State. Removes the requirement that for a horse to qualify for an Illinois conceived

and foaled race the mare must be in the State at least 30 days before foaling or remain in the State at least 30 days at the time of foaling. Removes the requirement that for a horse to qualify for an Illinois conceived and foaled race the mare must be inseminated within the State and the foal must be dropped in the State. Provides that the Director of Agriculture or his or her authorized agent shall not publish notice announcing disqualification of a stallion or his foals on the basis that the stallion owner, manager, or person associated has knowingly participated in the arrangements for transporting semen from a standardbred stallion

registered under the Act out of State. Provides that a foal conceived by transported semen (rather than transported fresh semen) may be eligible for Illinois conceived and foaled registration.

**Public Act 100-1152** (*Senate Bill 3387*) amended the Illinois Horse Racing Act of 1975 effective December 14, 2018. Made changes concerning the distribution of purses from interstate simulcast wagers for non-host licensees who derive their licenses from Fairmount Park

## OVERVIEW

**Commissioners and Administrative Staff:** Section 4 of the Illinois Horse Racing Act states that “the Board shall consist of 11 members to be appointed by the Governor with the advice and consent of the Senate, not more than 6 of whom shall be of the same political party, and one of whom shall be designated by the Governor to be chairman.” As of March 1, 2019, one seat on the Board is vacant.

Commissioners	Term Expires
Jeff Brincat, Chairman	7/1/2022
Jason Barclay	7/1/2024*
Shelley Kalita	7/1/2022
Robert Lunt	7/1/2020
Thomas McCauley	7/1/2022
Arlene Mulder	7/1/2020
Robert Muriel	7/1/2020
Edgar Ramirez	7/1/2022
Hugh Scates	7/1/2024*
Gregory Sronce	7/1/2024*

\* pending Senate confirmation

Domenic DiCera	Executive Director
Vitto Ezeji-Okoye	Chief Fiscal Officer
John Eddy	Field Operations Manager
Ed Mingey	Director of Security and Licensing
Mickey Ezzo	Projects Manager



**Racing Regulation:** Illinois currently has three pari-mutuel racetracks in operation. In 1981, Arlington International Racecourse, located in Arlington Heights, was the site of the first thoroughbred race with a million-dollar purse, the Arlington Million. The premier event at Arlington is the International Festival of Racing which features a trio of Grade 1 stakes races on turf. Fairmount Park, opened in 1925 and located in Collinsville, hosts thoroughbred racing and did conduct harness racing up until 1999. Hawthorne Race Course, located in Stickney, conducts both thoroughbred and harness racing and is the oldest continually run family-owned racetrack in North America. Pari-mutuel harness racing also takes place at the Illinois State Fair in Springfield, the DuQuoin State Fair, and the Brown County Fair in Mt. Sterling.

Pari-mutuel wagers can be placed at each of the racetracks, the 24 off-track wagering facilities operated by the racetracks, as well as through advance deposit wagering (ADW). ADW is a method of pari-mutuel wagering placed on an electronic device in which an individual may establish an account, deposit money into the account, and use the account balance to pay for pari-mutuel wagering authorized under the Act.

The Board has a full-time staff of employees charged with conducting its daily functions. In addition to these full-time employees, the Board employs per-diem employees. Many of these part-time and seasonal employees only work on days when racing is conducted. The IRB employs racing officials to represent the Board at the various racetracks (e.g. stewards and horse

identifiers). In addition, the Board approves the following racing officials which are employed by the racetracks: General Manager, Association Steward, Racing Secretary, Assistant Racing Secretary, Paddock Judge, Patrol Judge, Placing Judge, Starter, Clerks of Scales, Track Veterinarian, Mutuel Manager, Director of Security, Track Superintendent, Outrider, Program Director, and Timer.

All persons participating in pari-mutuel racing under the jurisdiction of the IRB are required to be licensed. Each prospective licensee is fingerprinted. The Board may in its discretion deny a license to any person who has been convicted of a crime, who is unqualified to perform the duties required of the applicant, who fails to disclose or states falsely any information in the application, who has been found guilty of a violation of the Act or the rules, or whose license has been suspended, revoked, or denied in another jurisdiction. A license is valid for the calendar year in which it is issued (all licenses expire on December 31<sup>st</sup>.) unless suspended or revoked under administrative regulations promulgated by the Board. The licensing department maintains an office located at the central office in Chicago and is present at all pari-mutuel racetracks prior to and during the opening of live race meetings in order to process license applications and collect fees.

Stewards exercise immediate supervision, control and regulation of live racing at each licensed race meeting on behalf of the IRB. The powers of the stewards include authority over all horses and all persons, licensed or unlicensed, on association grounds during each race meeting as to all matters relating to



racing. The stewards conduct hearings and issue determinations of all questions, disputes, protests, complaints or objections concerning racing which arise during a race meeting and are responsible for issuing decisions or rulings pertaining to racing. As a matter of course, the stewards review the films of each race before the results are posted "official." The State Stewards are employees of the Board and the Association Stewards are employees of each racing association.

State Veterinarians supervise the operations of the test barn, the collection of urine and blood samples for testing, preparation and documentation of the biologic samples that are transported to the laboratory, and administration of race day furosemide injections by IRB approved veterinarians. The State Veterinarians also oversee all regulatory veterinary activities associated with live racing: pre-race examinations; race-day furosemide administrations; on-track

monitoring of horse health and soundness; triage of racing injuries; and management of the veterinarians' list of horses determined to be ineligible to race for medical reasons. The State Veterinarians are employees of the Board and the Association Veterinarians are employees of each racing association.

IRB security personnel conduct investigations to determine the fitness of applicants for licensing, perform drug and alcohol testing on licensees pursuant to the administrative rules, collaborate with racetrack security, work with other racing jurisdictions to monitor licensee activity, and conduct investigations into alleged violations of the Act and administrative rules.

To ensure integrity and for the protection of the public, the Board regulates all pari-mutuel wagering, monitors pari-mutuel handle and takeout, and ensures the proper allocation and distribution of revenue generated by pari-mutuel wagering.

# Laboratory

Over the past year the University of Illinois at Chicago Analytical Forensic Testing Laboratory has conducted one of the most comprehensive equine drug testing programs in the country. The laboratory adjusted the blood screening method to encompass more compounds as well as reduce testing times by LC-MS-MS analysis. This is beneficial since more compounds require screening and quantification per IRB rules.

The laboratory continues to assist the track stewards and security personnel in investigating possible doping violations that employ methods designed to circumvent our standard testing procedures. The laboratory also investigates and reports on special items such as syringes, drug vials and other contraband that are collected or seized at the racetracks.

The laboratory went through a full ISO 17025 on-site inspection in 2018 with no major deficiencies and received full re-accreditation. The laboratory continues to be RMTC accredited as well. The laboratory successfully completed the International Proficiency Testing Program conducted by the Association of Official Racing Chemists with a score of 100%.

## 2018 LABORATORY TEST SAMPLES

	Thoroughbred	Harness	Total
Post-Race Urine Test Samples	1,740	1,435	3,175
Post-Race Blood Test Samples	1,775	1,508	3,283
Total Post Race Test Samples	3,515	2,943	6,458
Pre-race blood Samples	136	759	895
Prohibited Drug Positives	5	1	6
Phenylbutazone Overage Violations	4	0	4
Lasix Overage Violations	0	0	0
TCO2 Overage Violations	0	5	5

## Prohibited Drug Positives 2009 – 2018

	<u>2009</u>	<u>2010</u>	<u>2011</u>	<u>2012</u>	<u>2013</u>	<u>2014</u>	<u>2015</u>	<u>2016</u>	<u>2017</u>	<u>2018</u>
Thoroughbred	10	22	16	41	14	6	22	26	2	5
Harness	<u>45</u>	<u>11</u>	<u>20</u>	<u>14</u>	<u>16</u>	<u>19</u>	<u>33</u>	<u>11</u>	<u>4</u>	<u>1</u>
TOTAL	55	33	36	55	30	25	55	37	6	6

## RACETRACKS

		<u>PHONE</u>	<u>ADDRESS</u>
<b>Arlington Park</b>	www.arlingtonpark.com	847-385-7500	2200 W. Euclid, Arlington Heights, IL 60006
<b>Fairmount Park</b>	www.fairmountpark.com	618-345-4300	9301 Collinsville Road, Collinsville, IL 62234
<b>Hawthorne Race Course</b>	www.hawthorneracecourse.com	708-780-3700	3501 S. Laramie, Cicero, IL 60804

## OTB's

<b>Alton</b>	<b>Time Out OTB</b>	618-465-1006	315 Belle Street, Alton, IL 62002
<b>Aurora</b>	<b>The Piazza</b>	630-978-2088	85 Executive Drive, Aurora, IL 60504
<b>Bolingbrook</b>	<b>McQ's Sports Dome</b>	630-783-8253	730 N. Bolingbrook Drive, Bolingbrook, IL 60440
<b>Chicago (111th)</b>	<b>Corliss OTB</b>	773-995-8238	11203 S. Corliss, Chicago, IL 60628
<b>Chicago (Weed)</b>	<b>Trackside at Joe's Bar</b>	312-787-9600	940 W. Weed Street, Chicago, IL 60642
<b>Crestwood</b>	<b>Crestwood OTB</b>	708-489-4700	13148 Rivercrest Drive, Crestwood, IL 60445
<b>Glendale Heights</b>	<b>Q-Bar</b>	630-893-9346	2240 Bloomingdale Road, Glendale Heights, IL 6013
<b>Green Oaks</b>	<b>Post Time Sports Bar &amp; Grille</b>	847-367-7170	13860 Rockland Road, Green Oaks, IL 60048
<b>Hodgkins</b>	<b>Trackside at Salerno Pincente</b>	708-354-1668	9301 63rd St., Hodgkins, IL 60525
<b>Hoffman Estates</b>	<b>Saddle Room OTB</b>	847-645-7501	2559 Pratum Avenue, Hoffman Estates, IL 60192
<b>Joliet</b>	<b>Bookie Magee's</b>	815-744-6500	2450 Jefferson Street, Joliet, IL 60435
<b>McHenry</b>	<b>Salerno's Pizzeria and R Bar</b>	815-344-0742	621 Ridgeview Drive, McHenry, IL 60050
<b>Mokena</b>	<b>Stoney Point Grill</b>	708-478-1670	19031 Old LaGrange Road, Mokena, IL 60448
<b>Normal</b>	<b>All Seasons Entertainment</b>	309-829-3300	1304 Cross Creek Drive, Normal, IL 61761
<b>North Aurora</b>	<b>The Turf Room</b>	630-906-9300	650 Randall Crossings Lane, North Aurora, IL 6054
<b>Oakbrook Terrace</b>	<b>Oakbrook Terrace OTB</b>	630-627-8238	17W648 22nd Street, Oakbrook Terrace, IL 60181
<b>Orland Hills</b>	<b>Trackside at Sam's Triple Crow</b>	708-873-1119	9201 159th Street, Orland Hills, IL 60487
<b>Peoria</b>	<b>Bullpen Bar &amp; Grill</b>	309-832-0671	3225 N. Dries Lane, Peoria, IL 61604
<b>Prospect Heights</b>	<b>Players Pub &amp; Grill</b>	847-693-7323	1250 South River Road, Prospect Heights, IL 60070
<b>Rockford</b>	<b>Don Carter Lanes</b>	815-398-2300	4007 E. State Street, Rockford, IL 61108
<b>Sauget</b>	<b>Route 3 OTB</b>	618-274-6468	2400 Mississippi Avenue, Sauget, IL 62201
<b>Springfield</b>	<b>Capital Teletrack</b>	217-546-2111	1766 Wabash Avenue, Springfield, IL 62704
<b>Villa Park</b>	<b>Trackside at Crazy Pour</b>	630-758-0099	105 E. North Ave, Villa Park, IL 60181
<b>Waukegan</b>	<b>Trackside Waukegan</b>	847-336-1400	630 S. Green Bay Road, Waukegan, IL 60085

## ADW's (Advance Deposit Wagering)

<b>Bet America</b>	www.betamerica.com	866-607-7929
<b>Club Hawthorne</b>	www.clubhawthorne.com	708-780-3700
<b>NYRA Bets</b>	www.nyrabets.com	844-NYRA-BET
<b>TVG</b>	www.tvg.com	888-752-9884
<b>Twin Spires</b>	www.twinspires.com	877-774-7371
<b>Xpressbet</b>	www.xpressbet.com	866-889-7737

## ORGANIZATIONS

<b>Illinois Racing Board</b>	www.illinois.gov/irb	312-814-2600	100 W. Randolph, Suite 5-700, Chicago, IL 60601
<b>ITHA</b>	www.itharacing.com	847-577-6464	7301 W. 25th St. #321, North Riverside, IL 60546
<b>IHHA</b>	www.harnessillinois.com	630-323-0808	15 Spinning Wheel Road #432, Hinsdale, IL 60521
<b>ILHBPA</b>	www.ilhbpa.com	618-345-7724	P.O. Box 429, Caseyville, IL 62232
<b>ITBOF-Arlington Office</b>	www.itbof.net	847-253-3670	P.O. Box 578, Arlington Heights, IL 60006
<b>ITBOF-Hawthorne Office</b>	www.itbof.net	847-253-1136	P.O. Box 7, Lyons, IL 60534



## LICENSING

Pursuant to Section 15 of the Illinois Horse Racing Act of 1975 (230 ILCS 5/15), all persons participating in pari-mutuel racing under the jurisdiction of the Board are required to be licensed. The Board issued the following licenses during license year 2018:

LICENSE TYPE	HARNESS	T-BRED	HARNESS/T-BRED	QUARTER HORSE	TOTAL	'17 vs'18 +/- %
Authorized Agent	1	1			2	0%
Apprentice Jockey		9			9	13%
Assistant Trainer		120		1	121	6%
Blacksmith	4	22			26	13%
Claiming		2			2	-33%
Driver	22				22	-4%
Driver Trainer	15				15	36%
Driver Trainer Owner	146				146	-6%
Exercise Person		145			145	2%
Foreman		15			15	-21%
Groom	92	351			443	-11%
Hot Walker		181			181	-14%
Inter-track Employee		8	20		28	-36%
Jockey Agent		18			18	20%
Jockey		88		1	89	3%
Owner	648	1,460		12	2,120	-2%
Owner Driver	4				4	-43%
Owner Asst. Trainer	1	2			3	-40%
Owner Trainer	85	166		3	254	-7%
Pony Person		35			35	-5%
Racing Official	14	56	9		79	4%
Race Track Employee	5	68			73	0%
Totalizator Employee		19	8		27	-4%
Trainer	34	98			132	-14%
Veterinarian	6	12	1		19	-21%
Veterinarian Asst.	2	4			6	-33%
Vendor	2	26			28	47%
Vendor Helper	3	12			15	50%
TOTAL LICENSES '18	1,084	2,918	38	17	4,057	-4%
TOTAL LICENSES '17	1,093	3,045	58	30	4,226	
TOTAL REVENUES '18	\$27,100	\$72,950	\$950	\$425	\$101,425	-4%

Note: License fee is \$25 for all types

# RACING DATES AWARDED IN 2018 & 2019

## THOROUGHBRED

	2018	2019
<b>ARLINGTON PARK</b>	71 Live Days (71 programs conducted)	71 Live Days
Arlington International Racecourse, LLC	April 30 - June 24, 3 day week June 25 - September 8, 4 day week September 9 - October 1, 3 day week	April 29 - June 30, 3 day week July 1 - September 30, 4 day week
<b>HAWTHORNE RACE COURSE</b>	55 Live Days (54 programs conducted)	52 Live Days
Hawthorne Race Course, Inc.	March 30 - April 29, 3 day week October 2 - October 31, 4 day week November 1 - December 31, 3 day week	January 4 - January 12, 2 day week March 6 - April 6, 2 day week April 7 - April 28, 3 day week October 1 - November 30, 3 day week December 1 - December 31, 2 day week
<b>FAIRMOUNT PARK</b>	41 Live Days (36 programs conducted)	41 Live Days
Fairmount Park, Inc.	May 1 - September 22, 2 day week	April 16 - September 14, 2 day week

## STANDARD BRED

	2018	2019
<b>HAWTHORNE RACE COURSE</b>	112 Live Days (105 programs conducted)	71 Live Days
Suburban Downs, Inc.	January 5 - February 19, 4 night week May 4 - September 24, 4 night week	May 3 - June 15, 3 night week June 16 - July 31, 4 night week August 1 - August 31, 3 night week September 1 - September 22, 4 night week
<b>STATE FAIRS</b>	4 Live Days	4 Live Days *
Illinois State Fair (Springfield)	August 10, 11, 14 and 15	August 9, 10, 14 and 15
DuQuoin State Fair	2 Live Days August 28 and 29	2 Live Days August 23 and 24
<b>BROWN COUNTY FAIR</b>	2 Live Days	2 Live Days *
	August 4 and 5	August 3 and 4

\*Proposed-pending IRB approval

**ILLINOIS RACING BOARD  
STATEMENT OF SOURCE AND ALLOCATION OF REVENUE  
FOR THE 2018 RACING YEAR**

<b>SOURCE OF REVENUE:</b>	
Application and License Fees of Racing Associations	\$ 58,125
Admission Taxes	\$ 60,933
Pari-mutuel Tax (Tracks and OTBs)	\$ 5,229,121
Pari-mutuel Tax Credit	\$ (3,014,427)
Advanced Deposit Wagering (ADW) Pari-Mutuel Tax (1.75% of Handle)	\$ 3,556,282
.2% Surcharge for Racing Board (includes \$100,000 to Quarter Horse Purse Fund)	\$ 952,993
Licensing of Racing Personnel	\$ 124,975
Fingerprint Fees	\$ 16,254
Photo Fees	\$ 40
Horsemen's Fines	\$ 43,446
Miscellaneous Sources	\$ 702
<b>TOTAL STATE REVENUES RECEIVED</b>	<b>\$ 7,028,444</b>
2% of OTB Handle to City and County	\$ 4,816,732
OTB Admission Tax to City of Chicago	\$ 58,781
OTB Admission Tax to Cook County	\$ 109,021
On Track City Admission Tax	\$ 40,199
Intertrack Surcharge to County (20 %)	\$ 113,090
<b>TOTAL LOCAL GOVERNMENT REVENUES RECEIVED</b>	<b>\$ 5,137,823</b>
<b>TOTAL REVENUES RECEIVED</b>	<b>\$ 12,166,267</b>

<b>ALLOCATION OF REVENUE:</b>	
Horse Racing Fund	\$ 6,385,483
Quarterhorse Breeders' Fund	\$ 11,622
Quarterhorse Purse Fund (from IRB .2% Surcharge)	\$ 100,000
Standardbred Purse Fund (.25% Tax of ADW Handle)	\$ 515,085
Fingerprinting (State Police and Vendor)	\$ 16,254
<b>TOTAL STATE REVENUES ALLOCATED</b>	<b>\$ 7,028,444</b>
To Cities	\$ 2,507,346
To Counties	\$ 2,630,477
<b>TOTAL LOCAL GOVERNMENT REVENUES ALLOCATED</b>	<b>\$ 5,137,823</b>
<b>TOTAL REVENUES ALLOCATED</b>	<b>\$ 12,166,267</b>



**ILLINOIS RACING BOARD  
STATEMENT OF CASH DISBURSEMENTS  
FOR 2018**

	GENERAL ADMINISTRATION	SUPERVISION OF RACE MEETS & LABORATORY	TOTAL EXPENDITURES
Salary Expenses, including Retirement and Social Security.....	1,966,744	1,597,395	3,564,139
Other State Officers - Shared Services, Prof. Service Contract.....	0	96,924	96,924
Contractual Services:			
Freight, Repairs, Rentals, Postage, Professional Services, etc .....	118,948	20,704	139,652
Worker's Comp, Personal Service Fund and Statutory Transfers .....	229,160	0	229,160
Travel Expenses.....	4,670	3,925	8,595
Commodities:			
Office Supplies, Repair Parts, etc. ....	1,506	10,277	11,783
Printing.....	0	0	0
Equipment.....	722	0	722
EDP Processing.....	59,753	14,725	74,478
Telecommunications.....	61,946	0	61,946
Operating Auto Equipment.....	5,316	0	5,316
Refunds (Court of Claims).....	699	0	699
Laboratory Services.....	0	777,060	777,060
<b>Total 2018 Operating Expenses</b>	<b>\$2,449,464</b>	<b>\$2,521,010</b>	<b>\$4,970,474</b>

**OPERATING EXPENSES THROUGH THE YEARS**

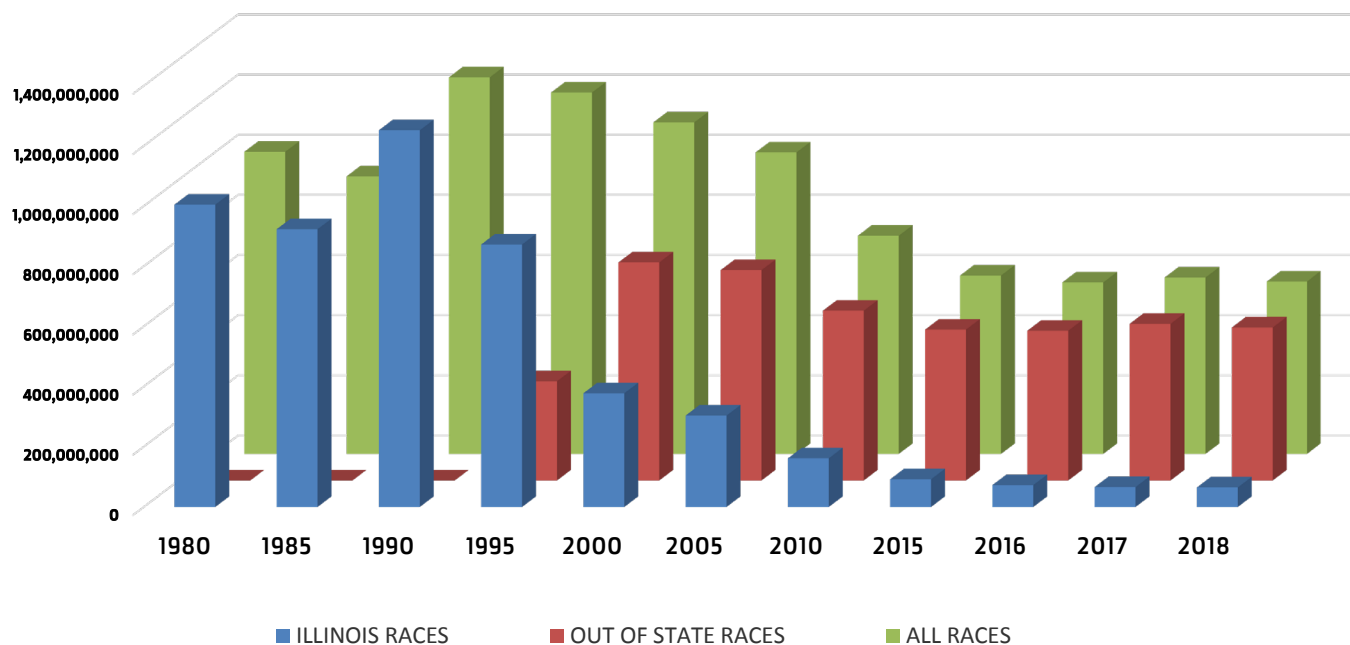
2018	\$4,970,474
2017	\$5,312,353
2016	\$5,224,432
2015	\$6,024,160
2010	\$6,589,471
2005	\$6,825,055
2000	\$7,059,863
1995	\$5,830,685

**SUMMARY OF SURCHARGES AND TAXES IN 2018**

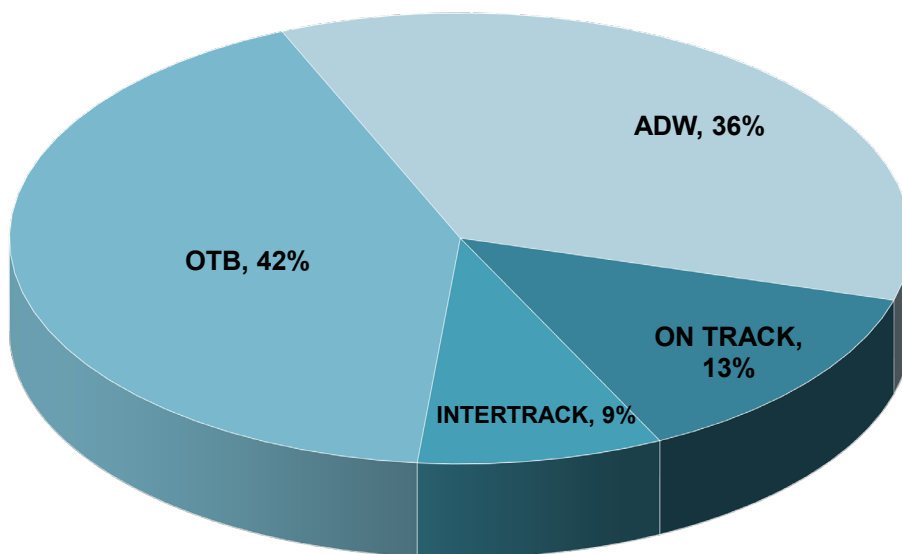
<b>Surcharges</b>	<b>Tracks/OTBs</b>	<b>ADW</b>	<b>Total</b>
<b>Optional On Track 1%</b> Allocation: Racetrack Income	28,956	0	28,956
<b>Statutory Intertrack 1.5%</b> Allocation: 20% ITW County, 40% ITW, 40% ITW Purses	565,452	0	565,452
<b>Statutory OTB 2.5%</b> Allocation: Used to Pay 1% of Handle to each City and County	4,422,542	0	4,422,542
<b>Statutory .2%</b> Allocation: \$100,000 to Quarter Horse Purse Fund Remainder to Horse Racing Fund (Racing Board)	540,925	412,068	952,993
<b>Optional .5%</b> Allocation: Racetrack/ADW Income to be split evenly with Purses	1,269,062	0	1,269,062
<b>Statutory ADW .18%</b> Allocation: Standardbred Purse Accounts	0	314,932	314,932
<b>Total Surcharges</b>	<b>\$6,826,937</b>	<b>\$727,000</b>	<b>\$7,553,937</b>

<b>Taxes</b>	<b>Tracks/OTBs</b>	<b>ADW</b>	<b>Total</b>
<b>Statutory 1.5% Pari-Mutuel Tax (Fairmount Park/OTBs)</b>	5,229,121	3,090,510	8,319,631
<u>Less Statutory Tax Credit for Tracks and OTBs</u>	<u>(3,014,427)</u>	<u>0</u>	<u>(3,014,427)</u>
<b>Net Pari-Mutuel Taxes Paid</b> Allocation: Horse Racing Fund (Racing Board)	2,214,694	3,090,510	5,305,204
<b>Statutory ADW .25%</b> Allocation: Standardbred Purse Fund	0	515,085	515,085
<b>Statutory 8.5% of Taxes on Quarter Horse Wagering</b> Allocation: Quarter Horse Breeders' Fund	5,042	6,580	11,622
<b>Statutory .15 Admission Tax at Tracks (Paid Admissions)</b> Allocation: Horse Racing Fund (Racing Board)	62,122	0	62,122
<b>Statutory \$1 Admission Tax at OTBs (Cook Co./Chicago)</b> Allocation: Local Governments - City and County	167,802	0	167,802
<b>Total Taxes</b>	<b>\$2,449,660</b>	<b>\$3,612,175</b>	<b>\$6,061,835</b>

### Illinois Handle 1980 - 2018



### 2018 Total Illinois Wagering by Source



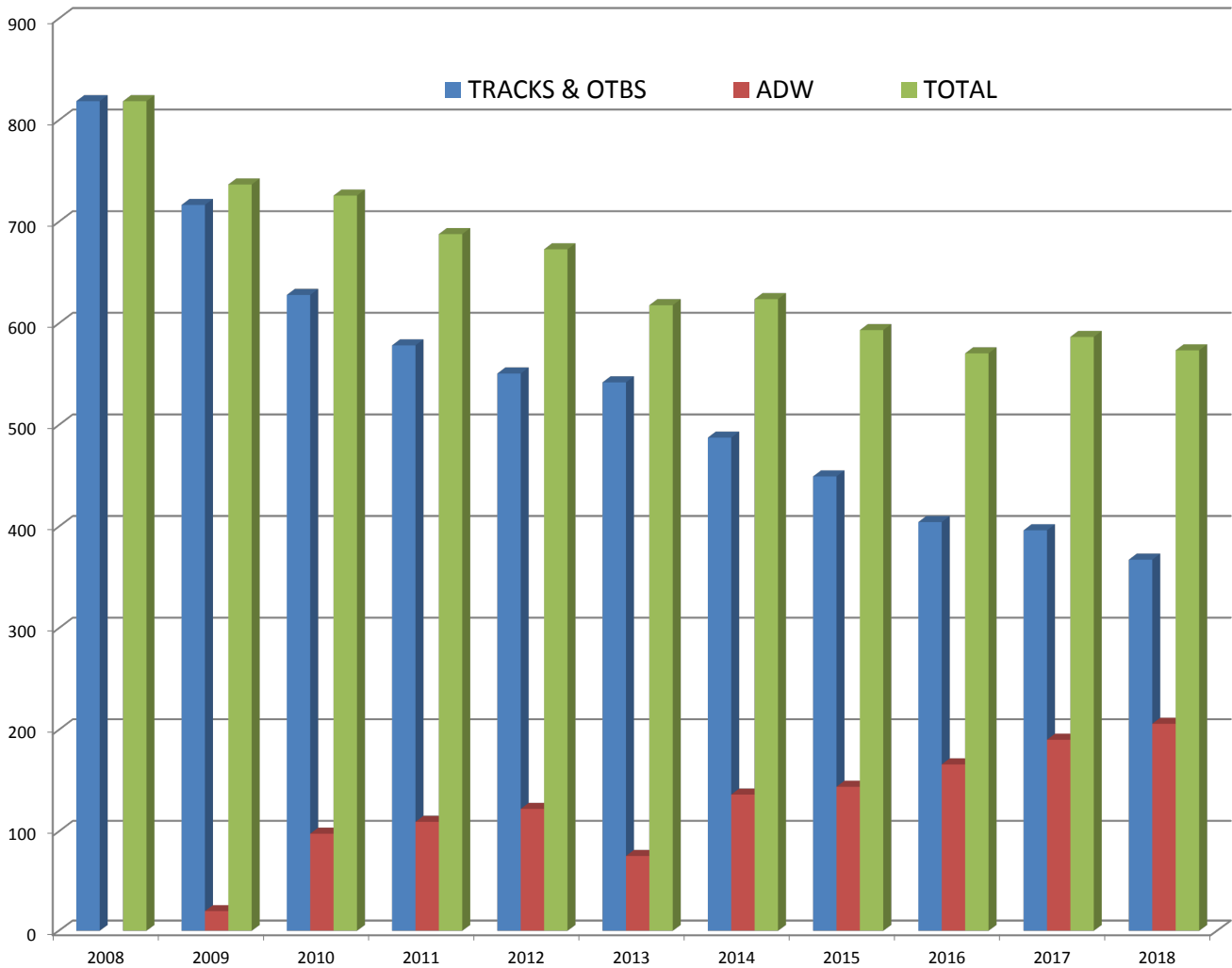
### HANDLE

ON TRACK	INTERTRACK	OTB	ADW	TOTAL
\$76,089,205	\$50,527,690	\$240,850,783	\$206,034,006	\$573,501,684



# WAGERING ON HORSE RACING 2008 - 2018 (HANDLE IN MILLIONS)

<u>YEAR</u>	<u>TRACKS &amp; OTBS</u>	<u>ADW</u>	<u>TOTAL</u>	<u>ADW as a % of TOTAL</u>	<u>TOTAL YR to YR</u>	<u>TRK &amp; OTB YR to YR</u>	<u>ADW YR to YR</u>
2008	818.7		818.7	0%			
2009	716.6	20.1	736.7	3%	-10%	-12%	
2010	628.0	97.8	725.8	13%	-1%	-12%	
2011	578.4	109.5	687.9	16%	-5%	-8%	12%
2012	550.7	122.2	672.9	18%	-2%	-5%	12%
2013	542.0	75.9	617.9	12%	-8%	-2%	-38%
2014	487.6	136.3	623.9	22%	1%	-10%	80%
2015	449.4	144.0	593.4	24%	-5%	-8%	6%
2016	404.5	166.0	570.5	29%	-4%	-10%	15%
2017	396.4	190.3	586.7	32%	3%	-2%	15%
2018	367.5	206.0	573.5	36%	-2%	-7%	8%



# 2018 COMPARISON OF LOCATION HANDLES

## LIVE ILLINOIS RACING AND SIMULCASTS

LIVE PRGMS	AMOUNT WAGERED	ON TRACK	ON TRACK %	INTER TRACK	INTER TRACK %	OFF TRACK	OFF TRACK %	ADW	ADW %
<b>THOROUGHBRED MEETINGS</b>									
71 Arlington Park	179,066,439	47,875,492	26.7%	22,471,822	12.5%	108,719,125	60.7%		
54 Hawthorne Race Course	104,856,742	13,741,822	13.1%	18,130,495	17.3%	72,984,425	69.6%		
36 Fairmount Park	4,514,890	3,926,509	87.0%	105,792	2.3%	482,589	10.7%		
<b>161 THOROUGHBRED TOTAL</b>	<b>288,438,071</b>	<b>65,543,823</b>	<b>22.7%</b>	<b>40,708,109</b>	<b>14.1%</b>	<b>182,186,139</b>	<b>63.2%</b>		
<b>HARNESS MEETINGS</b>									
105 Suburban Downs at Hawthorne	78,706,077	10,307,408	13.1%	9,800,484	12.5%	58,598,185	74.5%		
4 Springfield State Fair	251,524	187,346	74.5%	14,025	5.6%	50,153	19.9%		
2 Du Quoin State Fair	54,889	33,511	61.1%	5,072	9.2%	16,306	29.7%		
2 Brown County Fair	17,117	17,117	100.0%	0	0.0%	0	0.0%		
<b>113 HARNESS TOTAL</b>	<b>79,029,607</b>	<b>10,545,382</b>	<b>13.3%</b>	<b>9,819,581</b>	<b>12.4%</b>	<b>58,664,644</b>	<b>74.2%</b>		
<b>BRICK/MORTAR FACILITIES</b>	<b>367,467,678</b>	<b>76,089,205</b>	<b>20.7%</b>	<b>50,527,690</b>	<b>13.8%</b>	<b>240,850,783</b>	<b>65.5%</b>		
<b>ADVANCE DEPOSIT WAGERING</b>	<b>206,034,006</b>							<b>206,034,006</b>	
<b>274 TOTAL ALL RACING</b>	<b>573,501,684</b>	<b>76,089,205</b>	<b>13.3%</b>	<b>50,527,690</b>	<b>8.8%</b>	<b>240,850,783</b>	<b>42.0%</b>	<b>206,034,006</b>	<b>35.9%</b>

## LIVE ILLINOIS RACING ONLY

LIVE PRGMS	AMOUNT WAGERED	ON TRACK	ON TRACK %	INTER TRACK	INTER TRACK %	OFF TRACK	OFF TRACK %	ADW	ADW %
<b>THOROUGHBRED MEETINGS</b>									
71 Arlington Park	38,246,382	23,736,042	62.1%	1,379,239	3.6%	6,071,540	15.9%	7,059,561	18.5%
54 Hawthorne Race Course	7,864,866	2,156,451	27.4%	922,133	11.7%	3,325,710	42.3%	1,460,572	18.6%
36 Fairmount Park	4,885,843	3,926,509	80.4%	105,792	2.2%	482,589	9.9%	370,953	7.6%
<b>161 THOROUGHBRED TOTAL</b>	<b>50,997,091</b>	<b>29,819,002</b>	<b>58.5%</b>	<b>2,407,164</b>	<b>4.7%</b>	<b>9,879,839</b>	<b>19.4%</b>	<b>8,891,086</b>	<b>17.4%</b>
<b>HARNESS MEETINGS</b>									
105 Suburban Downs at Hawthorne	13,531,348	3,036,261	22.4%	691,947	5.1%	5,681,598	42.0%	4,121,542	30.5%
4 Springfield State Fair	279,662	187,346	67.0%	14,025	5.0%	50,153	17.9%	28,138	10.1%
2 Du Quoin State Fair	67,583	33,511	49.6%	5,072	7.5%	16,306	24.1%	12,694	18.8%
2 Brown County Fair	17,117	17,117	100.0%	0	0.0%	0	0.0%	0	0.0%
<b>113 HARNESS TOTAL</b>	<b>13,895,710</b>	<b>3,274,235</b>	<b>23.6%</b>	<b>711,044</b>	<b>5.1%</b>	<b>5,748,057</b>	<b>41.4%</b>	<b>4,162,374</b>	<b>30.0%</b>
<b>274 TOTAL ALL RACING</b>	<b>64,892,801</b>	<b>33,093,237</b>	<b>51.0%</b>	<b>3,118,208</b>	<b>4.8%</b>	<b>15,627,896</b>	<b>24.1%</b>	<b>13,053,460</b>	<b>20.1%</b>

## 2018 OTB HANDLES

<i>OFF TRACK BETTING LOCATIONS</i>	LIVE ILLINOIS HANDLE	SIMULCAST HANDLE	TOTAL HANDLE	AVERAGE DAILY HANDLE
<i>CRESTWOOD - Hawthorne</i>	1,860,384	20,647,752	22,508,136	62,006
<i>CHICAGO (Joe's on Weed St.) - Arlington</i>	1,286,023	21,157,301	22,443,324	61,827
<i>OAKBROOK TERRACE - Hawthorne</i>	1,452,142	20,142,100	21,594,242	59,488
<i>CHICAGO (Corliss) - Hawthorne</i>	1,422,307	18,540,562	19,962,869	54,994
<i>PROSPECT HEIGHTS - Hawthorne</i>	974,750	14,167,475	15,142,225	41,714
<i>HODGKINS - Arlington</i>	797,629	12,912,157	13,709,786	37,768
<i>WAUKEGAN - Arlington</i>	761,819	12,945,582	13,707,401	37,761
<i>VILLA PARK - Arlington</i>	764,623	12,228,669	12,993,292	35,794
<i>MOKENA - Hawthorne</i>	947,433	9,531,830	10,479,263	28,868
<i>JOLIET - Hawthorne</i>	672,322	9,180,640	9,852,962	27,143
<i>SAUGET - Fairmount</i>	498,015	8,237,731	8,735,746	25,241
<i>AURORA - Arlington</i>	554,389	7,488,392	8,042,781	22,156
<i>GLENDALE HEIGHTS - Hawthorne</i>	600,175	7,391,143	7,991,318	22,015
<i>HOFFMAN ESTATES - Arlington</i>	455,207	7,199,182	7,654,389	21,086
<i>ROCKFORD - Arlington</i>	324,630	6,314,161	6,638,791	18,289
<i>GREEN OAKS - Arlington</i>	361,650	6,170,181	6,531,831	17,994
<i>ORLAND HILLS - Arlington</i>	394,797	6,057,417	6,452,214	17,775
<i>BOLINGBROOK - Hawthorne</i>	365,210	5,535,372	5,900,582	16,255
<i>ALTON - Fairmount</i>	212,694	5,115,159	5,327,853	14,677
<i>MCHENRY - Arlington</i>	310,433	4,513,580	4,824,013	13,289
<i>Opened 5/4/18 NORTH AURORA - Arlington</i>	234,346	2,809,071	3,043,417	8,384
<i>SPRINGFIELD - Fairmount</i>	137,249	2,835,025	2,972,274	8,188
<i>NORMAL - Hawthorne</i>	123,282	2,665,010	2,788,292	11,198
<i>opened 4/24/18 PEORIA- Hawthorne</i>	102,074	1,437,395	1,539,469	6,414
<b>TOTAL</b>	<b>\$15,613,583</b>	<b>\$225,222,887</b>	<b>\$240,836,470*</b>	<b>\$670,327</b>

\* does not include \$14,313 of wagers placed on racing at the state fairs

## 2018 INTERTRACK HANDLES

<i>INTERTRACK LOCATIONS</i>	LIVE ILLINOIS HANDLE	SIMULCAST HANDLE	TOTAL HANDLE	AVERAGE DAILY HANDLE
<i>ARLINGTON PARK</i>	1,192,016	18,846,961	20,038,977	55,204
<i>FAIRMOUNT PARK</i>	829,696	15,387,807	16,217,503	44,676
<i>HAWTHORNE RACE COURSE (Suburban Downs)</i>	1,092,394	13,174,713	14,267,107	39,303
<b>TOTAL</b>	<b>\$3,114,106</b>	<b>\$47,409,481</b>	<b>\$50,523,587</b>	<b>\$139,183</b>

**SUMMARY OF SURCHARGES AND REVENUES TO LOCAL GOVERNMENTS  
FROM STATUTORY 2.5% SURCHARGE AT OFF TRACK BETTING PARLORS IN**

	DATE OPENED	COUNTY	HANDLE	2.5 % STATUTORY SURCHARGE ON WINNINGS	REVENUE TO THE CITY (1% OF HANDLE)	REVENUE TO THE COUNTY (1% OF HANDLE)	OVER/(UNDER) TO LICENSEE
<b>ARLINGTON PARK</b>							
CHICAGO (Weed St.)	06/04/93	COOK	22,443,324	410,342	224,433	224,433	(38,524)
HODGKINS	12/10/07	COOK	13,709,786	250,987	137,098	137,098	(23,209)
WAUKEGAN	12/30/88	LAKE	13,707,401	247,851	137,074	137,074	(26,297)
VILLA PARK	07/12/11	DUPAGE	12,993,292	240,062	129,933	129,933	(19,804)
AURORA	04/25/13	DUPAGE	8,042,781	145,824	80,428	80,428	(15,032)
HOFFMAN ESTATES	11/02/12	COOK	7,654,389	143,093	76,544	76,544	(9,995)
ROCKFORD	11/18/87	WINNEBAGO	6,638,791	120,157	66,388	66,388	(12,619)
GREEN OAKS	04/24/17	LAKE	6,531,831	119,898	65,318	65,318	(10,739)
ORLAND HILLS	04/21/12	COOK	6,452,214	119,761	64,522	64,522	(9,283)
MCHENRY	12/08/05	MCHENRY	4,824,013	90,982	48,240	48,240	(5,498)
NORTH AURORA	05/04/18	KANE	3,043,417	58,829	30,434	30,434	(2,039)

<b>FAIRMOUNT PARK</b>							
SAUGET	02/12/01	ST. CLAIR	8,735,746	161,655	87,357	87,357	(13,060)
ALTON	10/03/02	MADISON	5,327,853	99,587	53,279	53,279	(6,970)
SPRINGFIELD	05/05/88	SANGAMON	2,972,274	54,994	29,723	29,723	(4,451)

<b>HAWTHORNE RACE COURSE</b>							
CRESTWOOD	02/17/92	COOK	22,508,136	410,522	225,081	225,081	(39,641)
OAKBROOK TERRACE	09/04/92	DUPAGE	21,594,242	392,984	215,942	215,942	(38,901)
CHICAGO (Corliss Ave.)	04/18/91	COOK	19,962,869	363,195	199,629	199,629	(36,062)
PROSPECT HEIGHTS	04/25/12	COOK	15,142,225	283,262	151,422	151,422	(19,583)
MOKENA	05/16/03	WILL	10,479,263	192,086	104,793	104,793	(17,499)
JOLIET	10/25/90	WILL	9,852,962	179,283	98,530	98,530	(17,776)
GLENDALE HEIGHTS	04/25/12	DUPAGE	7,991,318	148,616	79,913	79,913	(11,210)
BOLINGBROOK	04/06/13	WILL	5,900,582	108,885	59,006	59,006	(9,127)
NORMAL	07/13/06	MCLEAN	2,788,292	50,977	27,883	27,883	(4,789)
PEORIA	04/24/18	PEORIA	1,539,469	28,710	15,395	15,395	(2,079)

<b>TOTAL</b>			\$240,836,470*	\$4,422,542	\$2,408,365	\$2,408,365	\$ (384,189)
--------------	--	--	----------------	-------------	-------------	-------------	--------------

\*does not include \$14,313 of wagers placed on racing at the state fairs

## 2018 ADVANCE DEPOSIT WAGERING

Advance Deposit Wagering (ADW) officially began in Illinois on October 13, 2009. Five companies were licensed in 2018 as ADW providers (\*Bet America was acquired by Twin Spires in 2017). Illinois patrons place funds into an account and then wager on races using a telephone or internet device such as a computer or smartphone. Each ADW provider must have an agreement with an Illinois racetrack and their affiliated horsemen's association.

ADW PROVIDER	Handle	DAILY AVERAGE	State Tax 1.75%	Daily Average
Twin Spires - (Arlington)	86,716,038	237,578	1,495,713	4,098
TVG - (Fairmount)	69,913,307	191,543	1,207,672	3,309
Xpressbet - (Hawthorne)	22,088,919	60,518	380,597	1,043
Club Hawthorne - (Hawthorne)	18,905,523	51,796	326,886	896
*Bet America (Arlington)	5,259,559	14,410	91,527	251
NYRABets (Hawthorne)	<u>3,150,660</u>	<u>8,632</u>	<u>53,887</u>	<u>148</u>
<b>TOTAL</b>	<b>\$206,034,006</b>	<b>\$564,477</b>	<b>\$3,556,282</b>	<b>\$9,743</b>

Monthly ADW Handle	Handle
January	14,663,178
February	13,369,563
March	17,490,571
April	16,591,432
May	27,636,430
June	21,295,444
July	17,338,652
August	20,174,870
September	14,648,843
October	13,286,463
November	16,023,350
December	13,515,210
<b>TOTAL</b>	<b>\$206,034,006</b>

Breakdown of ADW Handle		% of Handle
2018 ADW Handle	206,034,006	
1.5% Tax to Horse Racing Fund	3,090,510	1.50%
.25% Tax to Standardbred Purse	465,772	0.23%
Host Simulcast Fees	13,763,072	6.68%
ADW Fee	13,186,176	6.40%
Illinois Track Commission	5,210,134	2.53%
Illinois Purses	5,210,134	2.53%
Breakage	553,386	0.27%
Surcharge (.18%) to Standardbred Purse	314,932	0.15%
Surcharge (.2%) to Racing Board	412,068	0.20%
Optional Surcharge (.5%) to ADW	0	0.00%
Payout to Public	\$163,827,822	79.51%

Illinois Races vs. Out of State Races	
ADW Handle on Arlington Races	7,059,561
ADW Handle on Hawthorne Thoroughbred Races	1,460,572
ADW Handle on Hawthorne Harness Races	4,121,542
ADW Handle on Fairmount Races	370,953
ADW Handle on Springfield State Fair	28,138
ADW Handle on DuQuoin State Fair	<u>12,694</u>
TOTAL ADW Handle on Illinois Races	\$13,053,460 6%
TOTAL ADW Handle on Out of State Races	\$192,980,546 94%
<b>TOTAL</b>	<b>\$206,034,006</b>



## 2018 COMMINGLED HANDLE VS. SIMULCAST HANDLE

	<i>COMMINGLED</i>	<i>SIMULCASTING</i>	
	OUT-OF STATE HANDLE INTO ILLINOIS POOLS	ILLINOIS HANLE ON OUT OF STATE RACES	"TRADE BALANCE" DIFFERENCE
<b>THOROUGHBRED MEETS</b>			
ARLINGTON PARK	118,813,666	147,879,618	(29,065,952)
HAWTHORNE RACE COURSE	62,863,686	98,452,448	(35,588,762)
FAIRMOUNT PARK	8,006,720	0	8,006,720
<b>THOROUGHBRED TOTAL</b>	<b>189,684,072</b>	<b>246,332,066</b>	<b>(56,647,994)</b>

	<i>COMMINGLED</i>	<i>SIMULCASTING</i>	
	OUT-OF STATE HANDLE INTO ILLINOIS POOLS	ILLINOIS HANLE ON OUT OF STATE RACES	"TRADE BALANCE" DIFFERENCE
<b>HARNES MEETS</b>			
HAWTHORNE RACE COURSE (Suburban Downs)	60,112,879	69,296,271	(9,183,392)
SPRINGFIELD STATE FAIR	99,465	0	99,465
DUQUOIN STATE FAIR	50,490	0	50,490
<b>HARNES TOTAL</b>	<b>60,262,834</b>	<b>69,296,271</b>	<b>(9,033,437)</b>

ADVANCE DEPOSIT WAGERING (ADW) 192,980,546

<b>ALL RACING TOTAL</b>	<b>249,946,906</b>	<b>508,608,883</b>	<b>(258,661,977)</b>
-------------------------	--------------------	--------------------	----------------------

### 1990 - 2018 "TRADE BALANCE" FROM SIMULCASTING INTO AND OUT OF ILLINOIS

	<i>COMMINGLED</i>	<i>SIMULCASTING</i>	
	OUT-OF STATE HANDLE INTO ILLINOIS POOLS	ILLINOIS HANLE ON OUT OF STATE RACES	"TRADE BALANCE" DIFFERENCE
1990	18,795,400	23,020,321	(4,224,921)
1991	17,255,791	30,321,477	(13,065,686)
1992	82,581,380	34,054,510	48,526,870
1993	127,121,414	47,861,326	79,260,088
1994	233,137,790	56,851,822	176,285,968
1995	297,133,418	329,642,288	(32,508,870)
1996	551,232,436	572,268,505	(21,036,069)
1997	524,992,359	626,324,386	(101,332,027)
1998	455,011,181	699,709,458	(244,698,277)
1999	516,104,829	729,639,342	(213,534,513)
2000	628,884,689	724,779,204	(95,894,515)
2001	743,634,500	738,639,096	4,995,404
2002	914,879,233	749,400,714	165,478,519
2003	765,812,794	759,673,491	6,139,303
2004	834,052,261	732,303,750	101,748,511
2005	896,740,508	699,214,766	197,525,742
2006	844,791,759	693,097,332	151,694,427
2007	841,087,982	674,774,868	166,313,114
2008	846,028,897	598,518,783	247,510,115
2009	736,608,500	547,797,041	188,811,459
2010	553,267,781	564,309,696	(11,041,915)
2011	543,970,610	531,066,871	12,903,739
2012	594,052,598	511,990,098	82,062,500
2013	551,503,373	475,241,479	76,261,894
2014	431,013,076	507,351,977	(76,338,901)
2015	335,178,770	501,508,910	(166,330,140)
2016	260,487,398	497,843,113	(237,355,715)
2017	245,643,002	520,584,428	(274,941,426)
2018	249,946,906	508,608,883	(258,661,977)

**Notes:** Advance Deposit Wagering on Illinois Races is not included in the commingled totals.

Advance Deposit Wagering on out-of-state races is included above and amounted to: 2009=\$17.1M, 2010=\$84.9M, 011=\$94.8M, 2012=\$104.4M, 2013=\$64.5M, 2014=\$121.7M, 2015=\$132.3M, 2016=\$154.9M, 2017=\$179M



## PURSE RECAPTURE

Purse recapture is a 1995 provision of the law that allows racetracks to recoup losses on live handle brought on by the authorization of full-card simulcasting of races from other states. The recapture amount is 2% of the decrease of Illinois handle on Illinois races from 1994. The recapture monies allocated to the racetracks are deducted from the purse accounts. In 1999, legislation was passed that authorized annual appropriations to the Department of Agriculture for reimbursement to purse accounts equal to the recapture amounts. The appropriation is an annual decision. The racetracks will always receive their monies either from the State or from the originally intended purse accounts. Below are the annual amounts of purse recapture since 1995, when full card was authorized.

Illinois Handle on Illinois Race	Year	Handle
1994	1994	\$1,181,911,128
1995	1995	\$872,357,004
1996	1996	\$660,598,891
1997	1997	\$553,709,328
1998	1998	\$387,351,792
1999	1999	\$374,209,987
2000	2000	\$377,762,519
2001	2001	\$367,053,388
2002	2002	\$382,473,610
2003	2003	\$308,244,909
2004	2004	\$327,079,537
2005	2005	\$303,605,111
2006	2006	\$259,022,153
2007	2007	\$254,123,568
2008	2008	\$220,136,253
2009	2009	\$185,989,951
2010	2010	\$148,600,498
2011	2011	\$142,181,879
2012	2012	\$143,132,630
2013	2013	\$131,263,856
2014	2014	\$102,026,113
2015	2015	\$80,214,477
2016	2016	\$61,601,900
2017	2017	\$54,859,679
2018	2018	\$51,582,950

These handles are from racetracks and OTB's only and do not include ADW

Recapture		
Race Year	Year	Recapture
1995	1996	\$4,234,922
1996	1997	\$9,728,218
1997	1998	\$6,894,623
1998	1999	\$10,254,087
1999	2000	\$15,063,347
2000	2001	\$15,152,298
2001	2002	\$15,489,017
2002	2003	\$15,119,303
2003	2004	\$13,704,522
2004	2005	\$13,347,193
2005	2006	\$13,130,746
2006	2007	\$13,882,814
2007	2008	\$13,037,833
2008	2009	\$13,780,082
2009	2010	\$13,205,351
2010	2011	\$13,631,921
2011	2012	\$13,723,002
2012	2013	\$12,998,018
2013	2014	\$13,190,063
2014	2015	\$13,608,110
2015	2016	\$8,912,410
2016	2017	\$11,020,247
2017	2018	\$11,113,325
2018	2019	\$11,414,167

*Arlington Million winner 2018*



*Fairmount Park finish 2018*



*Suburban Downs stretch run 2018*

# ILLINOIS HANDLES

1985-2015 (every 5 years) and 2016-2018

<b>THOROUGHBRED</b>					
	<b>ON TRACK</b>	<b>INTERTRACK</b>	<b>OFF TRACK</b>	<b>ADW</b>	<b>TOTAL</b>
<b>1985</b>	413,499,578	107,756,838	0	0	521,256,416
<b>1990</b>	358,258,669	205,490,935	157,175,600	0	720,925,204
<b>1995</b>	208,971,670	161,026,595	284,072,667	0	654,070,932
<b>2000</b>	183,746,086	184,012,741	337,818,255	0	705,577,082
<b>2005</b>	164,331,055	167,612,637	324,976,790	0	656,920,482
<b>2010</b>	107,833,704	102,196,110	242,492,453	n/a	452,522,266
<b>2015</b>	71,647,768	73,859,723	195,382,490	n/a	340,889,981
<b>2016</b>	73,614,760	48,893,290	188,415,484	n/a	310,923,534
<b>2017</b>	71,591,008	44,663,679	194,024,636	n/a	310,279,323
<b>2018</b>	65,543,823	40,708,109	182,186,139	n/a	288,438,071

<b>HARNESS</b>					
	<b>ON TRACK</b>	<b>INTERTRACK</b>	<b>OFF TRACK</b>	<b>ADW</b>	<b>TOTAL</b>
<b>1985</b>	350,445,586	51,532,629	0	0	401,978,215
<b>1990</b>	256,855,703	134,948,222	139,638,986	0	531,442,911
<b>1995</b>	121,047,072	145,351,015	281,530,273	0	547,928,360
<b>2000</b>	58,171,917	116,137,855	222,654,869	0	396,964,641
<b>2005</b>	48,712,033	102,081,782	195,105,580	0	345,899,395
<b>2010</b>	22,219,165	48,978,683	104,269,095	n/a	175,466,943
<b>2015</b>	13,591,862	26,537,150	68,385,488	n/a	108,514,500
<b>2016</b>	14,320,276	13,889,657	65,374,369	n/a	93,584,301
<b>2017</b>	10,691,806	12,505,654	62,930,545	n/a	86,128,005
<b>2018</b>	10,545,382	9,819,581	58,664,644	n/a	79,029,607

<b>TOTAL</b>					
	<b>ON TRACK</b>	<b>INTERTRACK</b>	<b>OFF TRACK</b>	<b>ADW</b>	<b>TOTAL</b>
<b>1985</b>	763,945,164	159,289,467	0	0	923,234,631
<b>1990</b>	615,114,372	340,439,157	296,814,586	0	1,252,368,115
<b>1995</b>	330,018,742	306,377,610	565,602,940	0	1,201,999,292
<b>2000</b>	241,918,003	300,150,596	560,473,124	0	1,102,541,723
<b>2005</b>	213,043,088	269,694,419	520,082,370	0	1,002,819,877
<b>2010</b>	130,052,869	151,174,792	346,761,547	97,803,750	725,792,958
<b>2015</b>	85,239,630	100,396,873	263,767,978	144,019,400	593,423,880
<b>2016</b>	87,935,036	62,782,947	253,789,853	165,999,800	570,507,635
<b>2017</b>	82,282,814	57,169,333	256,955,181	190,284,417	586,691,745
<b>2018</b>	76,089,205	50,527,690	240,850,783	206,034,006	573,501,684

## PURSES AND HANDLE (LIVE AND SIMULCASTS)

	THOROUGHBRED PURSE DISTRIBUTED	HARNESS PURSES DISTRIBUTED	TOTAL PURSES DISTRIBUTED	ILLINOIS HANDLE	% OF HANDLE ON ILLINOIS RACES
1995	49,313,304	41,392,332	90,705,636	1,201,999,292	73%
1996	53,850,395	41,757,050	95,607,445	1,232,867,396	54%
1997	50,843,274	37,141,615	87,984,889	1,180,033,714	47%
1998	49,904,435	34,542,076	84,446,511	1,087,061,250	36%
1999	52,398,833	39,180,917	91,579,750	1,103,849,329	34%
2000	65,955,254	42,068,597	108,023,851	1,102,541,723	34%
2001	65,176,932	39,863,175	105,040,107	1,105,692,484	33%
2002	79,233,651	40,177,699	119,411,350	1,131,874,324	34%
2003	60,224,987	32,900,951	93,125,938	1,067,918,400	29%
2004	57,231,170	40,178,599	97,409,769	1,059,383,287	31%
2005	57,250,778	34,906,211	92,156,989	1,002,819,877	30%
2006	57,314,077	31,810,706	89,124,783	952,119,485	27%
2007	54,064,946	31,307,830	85,372,776	928,898,436	27%
2008	50,490,454	29,256,533	79,746,987	818,655,036	27%
2009	48,949,553	23,857,985	72,807,538	736,740,493	26%
2010	38,792,651	15,598,812	54,391,463	725,792,958	22%
2011	44,263,896	18,990,581	63,254,477	687,899,890	23%
2012	54,189,232	24,325,816	78,515,049	672,902,967	24%
2013	48,359,376	23,677,385	72,036,761	617,943,710	23%
2014	40,172,846	16,578,130	56,750,976	623,983,057	19%
2015	27,893,274	11,334,487	39,227,761	593,423,880	15%
2016	23,879,701	8,681,252	32,560,953	570,507,635	13%
2017	25,024,819	8,768,531	33,793,350	586,691,745	11%
2018	25,421,817	9,084,301	34,506,118	573,501,684	11%

## 2018 OUT-OF-STATE SIMULCASTS

### THOROUGHBRED

Simulcast Programs	Amount Wagered	On-Track	Intertrack	Off-Track
4,461 Arlington	147,879,618	24,139,450	21,092,583	102,647,585
2,925 Hawthorne	98,452,448	11,585,371	17,208,362	69,658,715
7,386 <b>TOTAL</b>	246,332,066	35,724,821	38,300,945	172,306,300

### HARNESS

6,400 Hawthorne (Suburban Downs)	69,296,271	7,271,147	9,108,537	52,916,587
<b>ADW</b>	192,980,546			
13,786 <b>TOTAL</b>	\$508,608,883	\$42,995,968	\$47,409,482	\$225,222,887

## ARLINGTON INTERNATIONAL RACECOURSE, LLC

2018 Thoroughbred Meet - April 30 through October 1

Live Programs	71	On Track Admission Tax	\$38,106
Total Live Programs Raced + Dark Days	215	Intertrack Admission Tax	\$1,593
Live Races Run	616	Total Admission Tax	\$39,699
Purses Distributed	\$17,065,554	Uncashed Tickets (2017)	\$1,108,160
Total Attendance	565,235	Breakage	\$729,690

	On-Track at Arlington	Intertrack at Arlington	Off-Track at Arlington	ADW at Arlington	All Locations on Arlington
<b>Live Racing Day Handle</b>					
Illinois Handle on Illinois Races	23,736,042	1,379,239	6,071,540	7,059,561	38,246,382
Daily Average	334,310	19,426	85,515	99,430	538,681
Illinois Handle on Out-of-State Races	24,139,450	21,092,583	102,647,585	0	147,879,618
Daily Average	339,992	297,079	1,445,741	0	2,082,812
Combined Illinois Handle	47,875,492	22,471,822	108,719,125	7,059,561	186,126,000
Daily Average	674,303	316,505	1,531,255	99,430	2,621,493
Out-of-State Handle (Commingled) on Ill. Races					118,813,666
Daily Average					1,673,432

## FAIRMOUNT PARK, INC.

2018 Thoroughbred Meet - May 1 through September 22

Live Programs	36	On Track Admission Tax	\$8,054
Total Live Programs Raced + Dark Days	41	Intertrack Admission Tax	\$0
Live Programs Run	255	Total Admission Tax	\$8,054
Purses Distributed	\$2,187,546	Uncashed Tickets (2017)	\$50,883
Total Attendance	90,350	Breakage	\$178,342

	On-Track at Fairmount	Intertrack at Fairmount	Off-Track at Fairmount	ADW at Fairmount	All Locations on Fairmount
<b>Live Racing Day Handle</b>					
Illinois Handle on Illinois Races	3,926,509	105,792	482,589	370,953	4,885,843
Daily Average	109,070	2,939	13,405	10,304	135,718
Illinois Handle on Out-of-State Races	0	0	0	0	0
Daily Average	0	0	0	0	0
Combined Illinois Handle	3,926,509	105,792	482,589	370,953	4,885,843
Daily Average	109,070	2,939	13,405	10,304	135,718
Out-of-State Handle (Commingled) on Ill. Races					8,006,720
Daily Average					222,409

## HAWTHORNE RACE COURSE, INC.

Combined Spring and Fall

2018 Thoroughbred Meet - March 30 through April 29 and October 2 through December 31

Live Programs	54	On Track Admission Tax	\$4,009
Total Live Programs Raced + Dark Days	150	Intertrack Admission Tax	\$1,064
Live Races Run	437	Total Admission Tax	\$5,073
Purses Distributed	\$6,168,717	Uncashed Tickets (2017)	\$454,606
Total Attendance	101,339	Breakage (incl. SDI)	\$393,545

	On-Track at Hawthorne	Intertrack at Hawthorne	Off-Track at Hawthorne	ADW at Hawthorne	All Locations on Hawthorne
<b>Live Racing Day Handle</b>					
Illinois Handle on Illinois Races	2,156,451	922,133	3,325,710	1,460,572	7,864,866
Daily Average	39,934	17,077	61,587	27,048	145,646
Illinois Handle on Out-of-State Races	11,585,371	17,208,362	69,658,715	0	98,452,448
Daily Average	214,544	318,673	1,289,976	0	1,823,193
Combined Illinois Handle	13,741,822	18,130,495	72,984,425	1,460,572	106,317,314
Daily Average	254,478	335,750	1,351,563	27,048	1,968,839
Out-of-State Handle (Commingled) on Ill. Races					62,863,686
Daily Average					1,164,142

## SUBURBAN DOWNS, INC. AT HAWTHORNE RACE COURSE

2018 Harness Meet - January 5 through February 19 and May 4 through September 24

Live Programs	105	On Track Admission Tax	\$7,220
Total Live Programs Raced + Dark Days	362	Intertrack Admission Tax	\$808
Live Races Run	1,061	Total Admission Tax	\$8,028
Purses Distributed	\$8,305,099	Uncashed Tickets (2017)	\$425,243
Total Attendance	152,026		

	On-Track at Hawthorne	Intertrack at Hawthorne	Off-Track at Hawthorne	ADW at Hawthorne	All Locations on Hawthorne
<b>Live Racing Day Handle</b>					
Illinois Handle on Illinois Races	3,036,261	691,947	5,681,598	4,121,542	13,531,348
Daily Average	28,917	6,590	54,110	39,253	128,870
Illinois Handle on Out-of-State Races	7,271,147	9,108,537	52,916,587	0	69,296,271
Daily Average	69,249	86,748	503,967	0	659,964
Combined Illinois Handle	10,307,408	9,800,484	58,598,185	4,121,542	82,827,619
Daily Average	98,166	93,338	558,078	39,253	788,834
Out-of-State Handle (Commingled) on Ill. Races					60,112,879
Daily Average					572,504

**ILLINOIS DEPARTMENT OF AGRICULTURE  
HORSE RACING PROGRAM  
ILLINOIS STANDARD BRED BREEDERS FUND  
2018 PURSES AND AWARDS PAID**

TRACK/ASSOCIATION	STAKES AND LATE CLOSERS		OVERNIGHT RACES	PURSES	BREEDERS' AWARDS	OWNERS'/ BONUS AWARDS	TOTAL PURSES AND BREEDERS'
	RACES	PURSES					AWARDS
<b>HAWTHORNE RACE COURSE</b>							
Suburban Downs	96	\$2,545,788	68	\$540,900	\$237,029	\$197,724	\$3,521,441
<b>ILLINOIS STATE FAIR</b>							
Dept. of Agriculture	34	\$366,000	7	\$24,500	\$1,287		\$391,787
<b>DUQUOIN STATE FAIR</b>							
Dept. of Agriculture	20	\$284,000	4	\$20,000	\$254		\$304,254
BROWN COUNTY, MT. STERLING	6	\$11,502	7	\$7,000			\$18,502
<b>ILLINOIS STALLION STAKES</b>							
BROWN COUNTY, MT. STERLING	7	\$66,200	0	\$0			\$66,200
<b>PARI-MUTUEL TOTALS</b>	<b>163</b>	<b>\$3,273,490</b>	<b>86</b>	<b>\$592,400</b>	<b>\$238,570</b>	<b>\$197,724</b>	<b>\$4,302,184</b>
<b>NON-PARI-MUTUEL RACING</b>							
<b>27 County Fairs</b>							
Colt Association Racing	129	\$263,024					\$263,024
Downstate Classic							
Carrollton (3 Y.O.)	8	\$62,600					\$62,600
Spring Preview (4/21)	21	\$50,001					\$50,001
Spring Preview (6/10)	13	\$50,000					\$50,000
Fall Preview	<u>14</u>	<u>\$49,994</u>					<u>\$49,994</u>
<b>NON-PARI-MUTUEL TOTALS</b>	<b>185</b>	<b>\$475,619</b>					<b>\$475,619</b>
<b>ILLINOIS CONCEIVED AND FOALD BONUS PROGRAMS</b>							
Illinois Topline 3 & Up	21	\$31,375					\$31,375
<b>2018 GRAND TOTALS</b>	<b>369</b>	<b>\$3,780,484</b>	<b>86</b>	<b>\$592,400</b>	<b>\$238,570</b>	<b>\$197,724</b>	<b>\$4,809,178</b>

These 2018 figures are only for events restricted to Illinois Conceived and Foaled (ICF) horses that are properly registered with the Department of Agriculture, and do not include purses won by ICF horses in open competition. Bonuses awarded to ICF horses winning in open overnites in Illinois pari-mutuel competition are included in above table.

Note: The Breeder's Awards above include both ICF restricted races and open races.



**ILLINOIS DEPARTMENT OF AGRICULTURE HORSE  
RACING PROGRAM**

**2018 ILLINOIS THOROUGHBRED BREEDERS FUND PURSES AND AWARDS PAID**

TRACK/ASSOCIATION	IL-RESTRICTED STAKES		IL-RESTRICTED RACES		OPEN RACES	WINNERS SHARE OF PURSES	WINNERS OWNERS' AWARDS	OWNERS' AWARDS	BREEDERS' AWARDS	TOTAL PURSES AND AWARDS
	RACES	PURSES	RACES	PURSES						
HAWTHORNE RACE COURSE Spring Meet	6	\$265,799	19	\$428,700	26	\$162,400	\$45,660 (14 races)	\$29,660 (33 races)	\$46,104	\$978,323
ARLINGTON PARK Arlington Park	6	\$354,450	67	\$2,143,000	160	\$1,768,980	\$772,278 (102 races)	\$442,878 (226 races)	\$362,198	\$5,843,784
HAWTHORNE RACE COURSE Fall Meet	4	\$168,400	30	\$541,100	114	\$853,260	\$282,504 (66 races)	\$98,888 (90 races)	\$138,396	\$2,082,548
FAIRMOUNT PARK Fairmount Park, Inc.	2	\$104,600	34	\$470,722	112	\$444,180	\$90,228 (31 races)	\$40,628 (63 races)	\$66,109	\$1,216,467
<b>PARI-MUTUEL TOTALS</b>	<b>18</b>	<b>\$893,249</b>	<b>150</b>	<b>\$3,583,522</b>	<b>412</b>	<b>\$3,228,820</b>	<b>\$1,190,670</b> <b>(213 races)</b>	<b>\$612,054</b> <b>(412 races)</b>	<b>\$612,807</b>	<b>\$10,121,122</b>
Stallion Owner's Awards										\$0
County Fair Purses Total										\$13,395
<b>2018 TOTAL OF PROGRAM</b>										<b>\$10,134,517</b>

These figures reflect only those purses or awards that were earned by Illinois Conceived and Foaled or Illinois Foaled thoroughbreds properly registered with the Department of Agriculture. The Breeders' Awards are provided by the IL Thoroughbred Breeders and Owners Foundation.

**ILLINOIS DEPARTMENT OF AGRICULTURE HORSE  
RACING PROGRAM**

**2018 ILLINOIS QUARTER HORSE BREEDERS FUND PURSES PAID**

	<u>RACES</u>	<u>PURSES</u>
PARI-MUTUEL TOTALS	0	\$0
NON PARI-MUTUEL TOTALS      3 County Fairs	3	\$4,050
<b>2018 GRAND TOTALS</b>	<b>3</b>	<b>\$4,050</b>

These 2018 figures are only for events restricted to Illinois Conceived and Foaled (ICF) horses that are properly registered with the Department of Agriculture, and do not include purses won by ICF horses in open competition.


## 2018 MAJOR STAKE RACES

### THOROUGHBRED

<u>DATE</u>	<u>Hawthorne Race Course Spring Meet</u>	<u>GR.</u>	<u>PURSE</u>	<u>HORSE</u>	<u>JOCKEY</u>
April 28	MILWAUKEE AVE. HANDICAP		\$76,175	GONEGHOST	C. EMIGH
April 28	THIRD CHANCE HANDICAP		\$69,500	DANDY GAL	C. EMIGH
April 21	PRETTY JENNY HANDICAP		\$63,325	JEAN ELIZABETH	J. FELIX
April 28	ROBERT S. MOLARO HANDICAP		\$56,799	RECOUNT	A. CANCHARI

<u>DATE</u>	<u>Arlington Park</u>	<u>GR.</u>	<u>PURSE</u>	<u>HORSE</u>	<u>JOCKEY</u>
August 11	ARLINGTON MILLION	1	\$1,000,000	ROBERT BRUCE (CHI)	I. ORTIZ, JR.
August 11	BEVERLY D.	1	\$600,000	SISTERCHARLIE (IRE)	J. R. VELAZQUEZ
August 11	SECRETARIAT	1	\$400,000	CARRICK	J. R. VELAZQUEZ
May 12	HANSHIN CUP	3	\$100,000	MATROOH	S. SANJUR
May 26	ARLINGTON CLASSIC	3	\$100,000	EZMOSH	J. VALDIVIA, JR.
June 23	CHICAGO HANDICAP	3	\$100,000	HOTSHOT ANNA	H. HERNANDEZ
July 7	AMERICAN DERBY	3	\$100,000	REAL STORY	J. BRAVO
July 7	MODESTY HANDICAP	3	\$100,000	DADDYS LIL DARLING	B. J. HERNANDEZ, JR.
July 7	STARS AND STRIPES	3	\$100,000	CATCHO EN DIE (ARG)	J. VALDIVIA, JR.
July 7	ARLINGTON HANDICAP	3	\$100,000	DIVISIDERO	J. TOLEDO
August 11	PUCKER UP STAKES	3	\$100,000	SECRET MESSAGE	I. ORTIZ, JR.

<u>DATE</u>	<u>Hawthorne Race Course Fall Meet</u>	<u>GR.</u>	<u>PURSE</u>	<u>HORSE</u>	<u>JOCKEY</u>
December 7	PAT WHITWORTH IL DEBUTANTE		\$59,650	IRISH MARVEL	E. PEREZ
October 27	BUCK'S BOY HANDICAP		\$54,750	CAMMACK	J. LOPEZ
October 27	ILLINI PRINCESS HANDICAP		\$54,000	STREAMLINE	E. PEREZ



### HARNESS

<u>DATE</u>	<u>Suburban Downs at Hawthorne</u>	<u>PURSE</u>	<u>HORSE</u>	<u>DRIVER</u>
September 22	ROBERT F. CAREY MEMORIAL	\$160,080	FOX VALLEY GEMINI	C. LEONARD
September 22	INCREDIBLE FINALE	\$136,142	MEYER ON FIRE	M. OOSTING
September 22	INCREDIBLE TILLIE	\$122,504	FOX VALLEY TORRID	C. LEONARD
September 22	PLUM PEACHY	\$125,140	THE NEW AMERICANA	K. HUSTED
September 22	FOX VALLEY FLAN	\$122,504	LOUZOTIC	K. HUSTED
September 22	KADABRA	\$119,470	TRIXIE'S TURBO	J D FINN
September 22	BEULAH DYGERT MEMORIAL	\$99,032	TROTting GRACE	K. HUSTED