




ILLINOIS RACING BOARD 2021 ANNUAL REPORT

**JB PRITZKER
GOVERNOR**



Illinois Racing Board
Annual Report to the Governor
Calendar Year 2021

Illinois Racing Board
555 W. Monroe
Suite 1700 South
Chicago, Illinois 60661

Daniel Beiser, Chairman
Domenic DiCera, Executive Director

Submitted on before March 1, 2022, pursuant to the
Illinois Horse Racing Act of 1975

This document is also available online at
www.illinois.gov/irb

Photo credits: Four Footed Photography

Report contribution, Statistical Analysis and design:
Michael Belmonte, Vitto Ezeji-Okoye, Bob Denneen, John Gay
and
Domenic DiCera

SUITE 1700 SOUTH
555 WEST MONROE
CHICAGO, IL 60661



TEL: 312-814-2600
TDD: 312-814-5039
FAX: 312-814-5062

ILLINOIS RACING BOARD

March 1, 2022

The Honorable JB Pritzker
Governor of the State of Illinois
207 State House
Springfield, IL 62706

Dear Governor Pritzker:

On behalf of the Chairman, Commissioners and staff, I am pleased to submit the Illinois Racing Board's 2021 annual report in accordance with Section 14(d) of the Illinois Horse Racing Act of 1975.

Respectfully submitted,

A handwritten signature in blue ink that reads "Domenic DiCera".


Domenic DiCera
Executive Director

Office Of The Governor

FEB 22 2022

TABLE OF CONTENTS

Introduction	1
Regulatory Changes, Legislation	2-3
Legislative Intent	4
Commissioners, Staff, Racing Regulation	5-8
MBE/WBE/DBE Annual Report	9-11
Laboratory	12
Locations and Websites of Racetracks, OTBs, and ADWs	13
Licensing	14
Racing Dates Awarded	15
Sources and Allocation of Revenue	16
Cash Disbursements	17
Summary of Surcharges and Taxes	18
Source of Handle	19
Wagering on Horse Racing	20
Comparison of Handles	21
OTB and Intertrack Handles	22
Summary of OTB Surcharges	23
Advance Deposit Wagering (ADW)	24
Commingled Handle vs. Simulcast Handle	25
Purse Recapture	26
Illinois Handles	27
Illinois Purses and Out-of-State Simulcasts	28
Race Track Details	
Arlington Park and Fairmount Park	29
Hawthorne Race Course and Suburban Downs	30
Breeders Funds	
Thoroughbred and Quarter Horse	31
Standardbred	32



INTRODUCTION

The mission of the Illinois Racing Board is to regulate pari-mutuel horse racing and support the development of the equine industry. The goals of the Board are to advance a regulatory environment that benefits the equine industry and to ensure that the public has confidence in the integrity of pari-mutuel horse racing. The racing and breeding industries have shown over the years that they are important assets to the state's economy and agribusiness. The Board performs its responsibilities in strict compliance with state laws.

The Illinois Racing Board consists of up to 11 board members appointed by Governor Pritzker. In 2021, Governor Pritzker appointed Beth Doria, Lydia Gray, Alan Henry, and John Stephan taking the Illinois Racing Board from 6 members in 2020 to 10 members in 2021. The selection of these qualified commissioners ensured that the IRB was able to smoothly operate during a difficult time in Illinois government.

Illinois' pari-mutuel horse racing industry operated at three pari-mutuel racetracks in 2021. Like industries across the nation the horse racing industry faced extraordinary challenges in 2020 & 2021 that directly affected the number of race dates and the overall handle for all racetracks in Illinois; however, Illinois did see an increase in total race dates compared to 2020 .

A total of 239 live race dates were conducted in 2021 compared to 156 in 2020. Arlington Park conducted 68 Thoroughbred race dates, an increase of 38 days compared to 2020. Fairmount Park conducted 53 Thoroughbred race dates, an increase of 22 days compared to 2020. Hawthorne Racecourse conducted 50 Thoroughbred race dates, an increase of 14 days compared to 2020. Suburban Downs at Hawthorne Race Course conducted 63 Standardbred race dates, an increase of 4 days compared to 2020.

In 2020, the Board published a Notice of Funding Opportunity ("NOFO") for its Illinois Racing Charity Grant, pursuant to the Illinois Grant Accountability and Transparency Act. The Board received one application for this grant. Pursuant to Section 31.1 of the Illinois Horse Racing Act, the application review committee recommended funding this grant for 2021 in the amount of \$750,000 to the Racing Industry Charitable Foundation, Inc. In September 2021 the Racing Board made the decision to renew this grant for 2022 and recommended funding the grant in the amount of \$750,000.

The Horse Racing Fund (0632) was subject to a \$197,900.00 statutory sweep to the General Revenue Fund ("GRF") in FY18 and \$215,160.00 in early FY19.

Despite Racing Boards concerns, SB 2017 was passed on 6/17/21 and transferred 50% of the balance of the Horse Racing Fund to the Horse Racing Purse Equity Fund to fund grants administered by the Department of Agriculture. This transfer caused for \$5,908,047.63 to be transferred out of the IRB's operating fund.

2021 REGULATORY CHANGES

The following administrative rule changes were enacted during 2021:

Part 510.250 (Claiming Price) A rule change that will assist the horsemen with smaller stables to be more competitive, have additional racing opportunities and lower the risk of having to hold a horse back from the entry box if it doesn't show the ability to compete at higher level after the claim has been made. Officials at Arlington Park have indicated that this rule is already in place at Gulfstream Park in Florida. Interested parties and the Board of Stewards unanimously recommended approval. This new regulation went into effect on August 3, 2021

REGULATORY CHANGES INITIATED 2021

The following administrative rule changes were initiated during 2021:

Part 402.160 (political contributions prohibited) This amendment is proposed to ensure that Section 402.160 accurately reflects [230 ILCS 5/24(f)] and Article 10 of the State Officials and Employees Ethics Act regarding political donations. The rulemaking initiation was approved by the IRB in 2021 and will be sent to JCAR in 2022.

Part 434.40 (payments) This amendment is proposed to ensure that Section 434.40 accurately reflects Section 26(c-5) of the Illinois Horse Racing Act of 1975 [230 ILCS 5/24(f)]. The change to the rule governing payment of outstanding tickets is being requested to match statute that was changed in 1999. The rulemaking initiation was approved by the IRB in 2021 and will be sent to JCAR in 2022.

Part 502.840 (husbands and wives) This amendment is proposed to close a loop hole in existing state law regarding the status of a spouse of an individual suspended for a riding or driving infraction. The rulemaking initiation was approved by the IRB in 2021 and will be sent to JCAR in 2022.

Part 1325.50 (Admission to Parts of Premises). The proposed amendment is meant to allow track operators more flexibility when dealing with unauthorized individuals in the stable area. The rulemaking initiation was approved by the IRB in 2021 and will be sent to JCAR in 2022.

Part 1325.70 (Admission Statements). The proposed amendment is in response to an internal audit finding and allows the adopted rules to reflect modern operating procedures more accurately at Illinois race tracks. Additionally, it corrects the amount of admission tax paid by the track operator to reflect the current amount of 15 cents. The rulemaking initiation was approved by the IRB in 2021 and will be sent to JCAR in 2022.

Part 1325.100 (Board Approval of Tickets and Credentials). This change is in response to an internal audit finding and removes language referencing the outdated

practice of issuing admission tickets. The rulemaking initiation was approved by the IRB in 2021 and will be sent to JCAR in 2022.

Part 1428.90 (Notice of State Tax). This change is in response to an internal audit finding and removes language referencing the outdated practice of issuing admission tickets. The rulemaking initiation was approved by the IRB in 2021 and will be sent to JCAR in 2022.

Part 1428.190 (Board Access to Records). The amendment is in response to an internal audit finding and removes language referencing the outdated practice of issuing admission tickets as well as corrects the amount of admission tax paid by the track operator to reflect the current amount of 15 cents. The rulemaking initiation was approved by the IRB in 2021 and will be sent to JCAR in 2022.

Part 1428.210 (Admission to Track). The amendment is in response to an internal audit finding and corrects the amount of admissions tax paid by the track operator to reflect the current amount of 15 cents. Additionally, it changes when a person may be admitted to the track without paying the admission tax from after the 7th race to after the 6th race to make the rule book more uniform throughout. The rulemaking initiation was approved by the IRB in 2021 and will be sent to JCAR in 2022.

LEGISLATION

The following legislative changes were made during 2021:

House Bill 3136 was signed into law on December 17, 2021 by Governor Pritzker. House Bill 3136 amends The Illinois Horse Racing Act of 1975 amending the application process for a new standardbred racetrack in Cook County by giving the Board 21 days to review the application for deficiencies and if no issues are found then the Board must grant the application. HB 3136 also made changes to the Act to clarify the bond requirements of organization licensees and to change the qualifications for the Illinois Standardbred Breeders Fund

Federal Legislation:

While the Horseracing Integrity and Safety Act was passed by Congress in 2020, the Authority created by the Act is in the process of establishing its rules as it relates to racetrack safety and medication oversight. This legislation may impact how pre and post-race samples are collected, stored, delivered, tested, and reported and adjudicated. Since a structure has not yet been finalized, it is still difficult to assess the financial impact it may have to the regulatory operations. Under existing laws in Illinois our costs for Lab testing of samples collected are approximately \$ 1.1 million. The Board has been engaged with the representatives of the Authority and the Association of Racing Commissions International to get feedback on the proposed rules and understand how these changes will impact horse racing in Illinois. The Board continues to work towards the implementation of these rules which are expected to be finalized in 2022.

LEGISLATIVE INTENT

The Illinois Horse Racing Act of 1975 is intended to benefit the people of the State of Illinois by assisting economic development and promoting Illinois tourism. The General Assembly finds and declares it to be the public policy of the State of Illinois to:


1. *Support and enhance Illinois' horse racing industry, which is a significant component within the agribusiness industry.* Sections 30 and 31 of the Act promote the breeding, buying and racing of thoroughbred and standardbred horses in Illinois, preserving the agribusiness segment of the Illinois economy. Purse supplements, owner and breeders' awards are paid to owners and breeders of winning horses in certain races limited to Illinois conceived and foaled horses.
2. *Ensure that Illinois' horse racing industry remains competitive with neighboring states.* Through the rulemaking process, the Board creates new rules and amends existing rules to be more uniform, consistent, and competitive with other major racing jurisdictions. IRB staff members and industry representatives are continually working to update the administrative rules.
3. *Stimulate growth within Illinois' horseracing industry, thereby encouraging new investment and development to produce additional tax revenues and to create additional jobs.* The Board strives to foster an environment that creates jobs and generates important revenue to the State of Illinois by encouraging racetracks to make use of their vacant off-track wagering licenses.
4. *Promote the further growth of tourism.* To ensure that adequate funds are devoted to the marketing of horse racing, the Board requires that each applicant for licensure to operate a race meet submit a proposed advertising and promotional budget during the licensing process.
5. *Encourage the breeding of thoroughbred and standardbred horses in this State.* Pursuant to the Act, breeders awards have been established to promote the breeding of thoroughbreds, standardbreds, and quarter horses by Illinois residents.
6. *Ensure that public confidence and trust in the credibility and integrity of racing operations and the regulatory process is maintained.* Public confidence is essential to a vital horse racing industry. The licensing of all persons participating in pari-mutuel racing and the testing of post-race equine samples are necessary components of the Board's regulatory program. Urine and blood samples are obtained post-race from the winner of every race, the horses finishing second and third in stakes races, and from any other horses selected by the stewards based on current and past performance.



Illinois Racing Board Commissioners



Daniel Beiser - Chairman
Godfrey- 2026



Leslie H. Breuer Jr.-Highland 2022



Marcus Davis - Oak Park 2024




Beth Doria - Homer Glen 2022



Lydia Gray, DVM – Elburn 2022



Allan Henry – Deerfield 2026



Charles MacKelvie, Park Ridge 2024



Benjamin Reyes – Chicago 2024



Leslye Sandberg, Barrington 2026



John Stephan - Alton 2026

Domenic S. DiCera-Executive Director

John Gay- General Counsel • Michael Belmonte-Director of Mutuels • Vitto Ezeji-Okoye-Chief Fiscal Officer

John Eddy- Field Operations Manager

Bob Denneen Projects Manager • Ed Mingey-Director of Security

Karl Larsen-Laboratory Director AFTL at UIC

COMMISSIONERS, ADMINISTRATIVE STAFF, RACING REGULATION

Section 4 of the Illinois Horse Racing Act states that “the Board shall consist of 11 members to be appointed by the Governor with the advice and consent of the Senate, not more than 6 of whom shall be of the same political party, and one of whom shall be designated by the Governor to be Chairman.” As of February 1, 2021, one seat on the Board is vacant.

<u>Commissioners</u>	<u>Term Expires</u>
Dan Beiser, Chairman	07/01/2026
Leslie Breuer	07/01/2022
Marcus Davis	07/01/2024
Beth Doria	06/30/2022
Lydia Gray, DVM	07/01/2022
Alan Henry	07/01/2026
Charles MacKelvie	07/01/2024
Benjamin Reyes	07/01/2024
Leslye Sandberg	07/01/2026
John Stephan	07/01/2026

Domenic DiCera	Executive Director
John Gay	General Counsel
Michael Belmonte	Director of Pari-Mutuel & Wagering
Vitto Ezeji-Okoye	Chief Fiscal Officer
Bob Denneen	Projects Manager
John Eddy	Field Operations Manager
Ed Mingey	Director of Security
Melissa Glidden	Licensing Manager

During 2021 Illinois had three pari-mutuel racetracks in operation. Arlington International Racecourse, located in Arlington Heights, which was the site of the first thoroughbred race with a million-dollar purse, the Arlington Million, in 1981. Fairmount Park, opened in 1925 and located in Collinsville, hosts thoroughbred racing and did conduct harness racing up until 1999. In August 2021 the St. Louis Derby returned to Fairmount Park and was run in front of more than 7,000 fans. Hawthorne Race Course, located in Stickney, conducts both thoroughbred and harness racing and is the oldest continually run family-owned racetrack in North America. Pari-mutuel harness racing also takes place at the Illinois State Fair in Springfield and the DuQuoin State Fair.

Pari-mutuel wagers can be placed at each of the racetracks, the Twenty-one off-track betting parlors (reflects 2021 licensees) owned and operated by the racetracks, as well as through advance deposit wagering (ADW). ADW is a method of pari-mutuel wagering placed on an electronic device in which an individual may establish an

account, deposit money into the account, and use the account balance to pay for pari-mutuel wagering authorized under the Act.

The Board has a full-time staff of employees charged with conducting its daily functions. In addition to these full-time employees, the Board employs per-diem employees. Many of these part-time and seasonal employees only work on days when racing is conducted.

The IRB employs racing officials to represent the Board at the various racetracks (e.g. stewards and horse identifiers). In addition, the Board approves the following racing officials which are employed by the racetracks: General Manager, Association Steward, Racing Secretary, Assistant Racing Secretary, Paddock Judge, Patrol Judge, Placing Judge, Starter, Clerks of Scales, Track Veterinarian, Mutuel Manager, Director of Security, Track Superintendent, Outrider, Program Director, and Timer.

All persons participating in pari-mutuel racing under the jurisdiction of the IRB are required to be licensed. Each prospective licensee is fingerprinted. The Board may in its discretion deny a license to any person who has been convicted of a crime, who is unqualified to perform the duties required of the applicant, who fails to disclose or states falsely any information in the application, who has been found guilty of a violation of the Act or the rules, or whose license has been suspended, revoked, or denied in another jurisdiction. A license is valid for one calendar year (all licenses run from January 1 to December 31) unless suspended or revoked under administrative regulations promulgated by the Board. The licensing department maintains an office located at the central office in Chicago and is present at all pari-mutuel racetracks prior to and during the opening of live race meetings in order to process license applications and collect fees.

Stewards exercise immediate supervision, control, and regulation of live racing at each licensed race meeting on behalf of the IRB. The powers of the stewards include authority over all horses and all persons, licensed or unlicensed, on association grounds during each race meeting as to all matters relating to racing. The stewards conduct hearings and issue determinations of all questions, disputes, protests, complaints, or objections concerning racing which arise during a race meeting and are responsible for issuing decisions or rulings pertaining to racing. As a matter of course, the stewards review the films of each race before the results are posted "official." The State Stewards are employees of the Board and the Association Stewards are employees of each racing association.

State Veterinarians supervise the operations of the test barn, the collection of urine and blood samples for testing, preparation and documentation of the biologic samples that are transported to the laboratory, and administration of race day furosemide injections by IRB approved veterinarians. The State Veterinarians also oversee all regulatory veterinary activities associated with live racing: pre-race examinations; race-day furosemide administrations; on-track monitoring of horse health and soundness; triage of racing injuries; and management of the veterinarians' list of horses determined to be ineligible to race for medical reasons. The State

Veterinarians are employees of the Board and the Association Veterinarians are employees of each racing association.

IRB security personnel conduct investigations to determine the fitness of applicants for licensing, perform drug and alcohol testing on licensees pursuant to the administrative rules, collaborate with racetrack security, work with other racing jurisdictions to monitor licensee activity, and conduct investigations into alleged violations of the Act and administrative rules.

To ensure integrity and for the protection of the public, the Board regulates all pari-mutuel wagering, monitors pari-mutuel handle and takeout, and ensures the proper allocation and distribution of revenue generated by pari-mutuel wagering.



MBE/WBE/DBE Annual Report 2022
Organization or Inter-Track Wagering Licensee
Business Enterprise Program
for Minorities, Females, and Persons with Disabilities

The Illinois Racing Board (Board) promotes and encourages the Illinois organization or inter-track wagering licensees to procure goods and services from businesses owned by minorities, females, and persons with disabilities.

In this section you will find the Illinois Racing Board's 2021 Business Enterprise Program Annual Report, which shows the amount of dollars licensees (racetrack owners) have spent with BEP vendors and the percentage of BEP spending in relation to total expenditures.

Reporting Basis

Section 12.2 (b) of the Illinois Horse Racing Act requires that the Board shall, by rule, establish goals for the award of contracts by each organization licensee or inter-track wagering licensee to businesses owned by minorities, women, and persons with disabilities, expressed as percentages of an organization licensee's or inter-track wagering licensee's total dollar amount of contracts awarded during each calendar year. Each organization licensee or inter-track wagering licensee must make every effort to meet the goals established by the Board pursuant to this Section.

For calendar year 2021, similar to the Business Enterprise for Minorities, Females, and Persons with Disabilities Act (30 ILCS 575/4), The Illinois Racing Board recommended the following contracting goals for each organization licensee:

Minority owned businesses – 11%;
Female owned businesses – 7%; and
Businesses owned by persons with disabilities – 2%

Additionally, the racing act states that, the Board shall file, no later than March 1 of each year, an annual report that shall detail the level of achievement toward the goals specified in this Section.

Analysis

The percentages reported below for calendar year 2021 were based on total actual spending and do not reflect any reduction for exempt expenditures allowed under Section 12.2 (b). Total spending for 2021 was \$9,954,256 with \$1,369,319 (13.8%) for total expenditures with minority businesses (5.2% MBE, 7.1% WBE and 1.5% DBE).

2021 ACTUAL (calendar year)				TOTAL	TOTAL
	MBE	WBE	DBE	MBE/WBE/DBE	SPENDING
ARLINGTON PARK RACECOURSE, LLC	\$73,540	\$285,380	\$148,931	\$507,851	\$3,497,636
* totals reported on February 15, 2022	2.1%	8.2%	4.3%	14.5%	
FAIRMOUNT PARK, INC.	\$32,275	\$86,700	\$1,765	\$120,740	\$1,006,100
	3.2%	8.6%	0.2%	12.0%	
HAWTHORNE RACE COURSE, INC. AND SUBURBAN DOWNS, INC.	\$408,772	\$331,956	\$0	\$740,728	\$5,450,520
	7.5%	6.1%	0.0%	13.6%	
TOTAL	\$514,587	\$704,036	\$150,696	\$1,369,319	\$9,954,256
	5.2%	7.1%	1.5%	13.8%	
MBE (minority owned business)					
WBE (women owned business)					
DBE (business owned by person with disability)					

Accomplishments

During 2021, the Illinois Racing Board made a concerted effort to update our procedures to ensure that the Organization Licensees are aware of the MBE/WBE/DBE contracting goals and are receiving the support they need from IRB staff in order to achieve these goals. This year IRB staff reached out to all Licensees to outline the reporting requirements. These requirements include:

- a) By November 1 of each calendar year, each organization licensee shall submit to the Board proposed contracting goals for the coming calendar year for minority owned businesses, female owned businesses and businesses owned by persons with disabilities.
- b) By January 31 of each year, each organization licensee shall file with the Board an annual report required pursuant to Section 12.2(c) of the Act. The annual report shall consist of:
 - The total number of contracts awarded and the average contract amount.
 - A detailed list of contracts awarded to MBE/WBE/DBE businesses
 - A detailed level of overall goal achievement concerning purchases from MBE, WBE, and businesses owned by persons with disabilities
 - a summary detailing expenditures subject to their goals, the actual goals specified by the IRB, and the goals attained by each organization licensee or inter-track wagering licensee.

Outlook for 2022

The Board established the following goals for calendar year 2022 (identical to the Illinois Business Enterprise Program total minority business goal of 20%): 11% for minority owned business (MBE); 7% for female owned business (WBE); and 2% for businesses owned by persons with disabilities (DBE) for a total goal of 20% of non-exempt expenditures, as provided in 230 ILCS 5/12.2, for each organization or inter-track wagering licensee.

In 2021, IRB staff began to modernize our MBE/WBE/DBE contracting goals monitoring efforts and we will be working with our 2022 Organization Licensees to further enhance their abilities to reach our 2022 goals by:

- Encourage racetracks to post upcoming contracts available for bidding and/or opportunities for service on their website and on local community job websites
- Providing links on the IRB website that will direct small business owners to racetrack web pages that contain their list of contracting opportunities.
- Require racetracks to annually report in detail their "good faith efforts" to meet the contracting goals and implement a process to justify contract goal exemptions, modifications, and waivers.
- Help licensees identify current vendors in use who are diversity suppliers
- Encourage Organization Licensees to create a link on their company website specifically for the diversity supplier program.
- Encourage licensees to work with the Illinois Black Chamber of Commerce and Illinois Hispanic Chamber of Commerce, and other local Chamber of Commerce to ensure that contracting opportunities are widely publicized



Laboratory

Over the past year the University of Illinois at Chicago Analytical Forensic Testing Laboratory has conducted one of the most comprehensive equine drug testing programs in the country. The laboratory continues to adjust the blood screening method to encompass more compounds as well as reduce testing times by LC-MS-MS analysis. This is beneficial since more compounds require screening and quantification per IRB rules. Additionally, the laboratory continues to use Headspace GC-MS for the quantitation of total carbon dioxide in plasma, a method that the lab developed in-house and is quickly becoming the industry standard.

The laboratory continues to assist the track stewards and security personnel in investigating possible doping violations that employ methods designed to circumvent our standard testing procedures. The laboratory also investigates and reports on special items such as syringes, drug vials and other contraband that are collected or seized at the racetracks.

The laboratory went through an ISO on-site inspection in 2020 with no major deficiencies and received full re-accreditation. The laboratory continues to be RMTC accredited as well. Due to the Covid pandemic, no proficiency samples from the AORC were distributed to the laboratory but the laboratory received proficiency samples from the RMTC and passed. The laboratory expects to upgrade instrumentation in the next year increasing both the sensitivity and the number of compounds tested.

2021 LABORATORY TEST SAMPLES

	<u>Thoroughbred</u>	<u>Harness</u>	<u>Total</u>
Post Race Urine Test Samples	1658	954	2612
Post Race Blood Test Samples	<u>1697</u>	<u>1029</u>	<u>2726</u>
Total Post Race Test Samples	3355	1983	5338
Pre-race blood Samples	80	147	227
Prohibited Drug Positives	1	0	1
Overage Violations	7	3	10
Lasix Overage Violations	0	0	0
tCO2 Overage Violations	0	0	0

Prohibited Drug Positives 2012 – 2021

	2012	2013	2014	2015	2016	2017	2018	2019	2020	2021
Thoroughbred	41	14	6	22	26	2	5	3	3	1
Harness	<u>14</u>	<u>16</u>	<u>19</u>	<u>33</u>	<u>11</u>	<u>4</u>	<u>1</u>	<u>1</u>	<u>2</u>	<u>0</u>
Total	55	30	25	55	37	6	6	4	5	1

RACETRACKS

		<u>PHONE</u>	<u>ADDRESS</u>
Arlington Park	www.arlingtonpark.com	847-385-7500	2200 W. Euclid, Arlington Heights, IL 60006
Fairmount Park	www.fairmountpark.com	618-345-4300	9301 Collinsville Road, Collinsville, IL 62234
Hawthorne Race Course	www.hawthorneracecourse.com	708-780-3700	3501 S. Laramie, Cicero, IL 60804

OTB's

Alton	Time Out OTB	618-465-1006	315 Belle Street, Alton, IL 62002
Aurora	The Piazza	630-978-2088	85 Executive Drive, Aurora, IL 60504
Chicago (111th Street)	Corliss OTB	773-995-8238	11203 S. Corliss, Chicago, IL 60628
Chicago (Weed Street)	Trackside at Joe's Bar	312-787-9600	940 W. Weed Street, Chicago, IL 60642
Crestwood	Crestwood OTB	708-489-4700	13148 Rivercrest Drive, Crestwood, IL 60445
Green Oaks	Post Time Sports Bar & Grille	847-367-7170	13860 Rockland Road, Green Oaks, IL 60048
Hodgkins	Trackside at Salerno's	708-354-1668	9301 63rd St., Hodgkins, IL 60525
Hoffman Estates	Trackside at the Saddle Room	847-645-7501	2559 Pratum Avenue, Hoffman Estates, IL 60192
Joliet	Bookie Magee's	815-744-6500	2450 Jefferson Street, Joliet, IL 60435
Lansing	Black Eyed Susan	630-783-8253	2450 Jefferson Street, Joliet, IL 60435
McHenry	Salerno's Pizzeria and R Bar	815-344-0742	17030 Torrence Ave, Lansing, IL 60438
Mokena	Stoney Point Grill	708-478-1670	19031 Old LaGrange Road, Mokena, IL 60448
Normal	BloNo Pizza Co.	309-829-3300	1304 Cross Creek Drive, Normal, IL 61761
North Aurora	The Turf Room	630-906-9300	650 Randall Crossings, North Aurora, IL 60542
Oakbrook Terrace	Oakbrook Terrace OTB	630-627-8238	17W648 22nd Street, Oakbrook Terrace, IL 60181
Ottawa	Furlong's Sports Bar & Grill	815-324-4007	110 W. Etna Road, Ottawa, IL 61350
Peoria	Bullpen Bar & Grill	309-832-0671	3225 N. Dries Lane, Peoria, IL 61604
Prospect Heights	Players Pub & Grill	847-693-7323	1250 South River Road, Prospect Heights, IL 60070
Rockford	Don Carter Lanes	815-398-2300	4007 E. State Street, Rockford, IL 61108
Sauget	Route 3 OTB	618-274-6468	2400 Mississippi Avenue, Sauget, IL 62201
Springfield	Capital Teletrack	217-546-2111	1766 Wabash Avenue, Springfield, IL 62704
Villa Park	Trackside at Crazy Pour	630-758-0099	105 E. North Ave, Villa Park, IL 60181

ADW's (Advance Deposit Wagering)

Bet America	www.betamerica.com	866-607-7929
Club Hawthorne	www.clubhawthorne.com	708-780-3700
NYRA Bets	www.nyrabets.com	844-NYRA-BET
TVG	www.tvg.com	888-752-9884
Twin Spires	www.twinspires.com	877-774-7371
Xpressbet	www.xpressbet.com	866-889-7737

ORGANIZATIONS

Illinois Racing Board	www.illinois.gov/irb	312-814-2600	555 W. Monroe #1700S, Chicago IL 60661
ITHA	www.itharacing.com	847-577-6464	7301 W. 25th St. #321, North Riverside, IL 60546
IHHA	www.harnessillinois.com	630-323-0808	15 Spinning Wheel Road #432, Hinsdale, IL 60521
ILHBPA	www.ilhbpa.com	618-345-7724	P.O. Box 429, Caseyville, IL 62232
ITBOF-Arlington Office	www.itbof.net	847-253-3670	P.O. Box 578, Arlington Heights, IL 60006
ITBOF-Hawthorne Office	www.itbof.net	847-253-1136	P.O. Box 7, Lyons, IL 60534

LICENSING

Pursuant to Section 15 of the Illinois Horse Racing Act of 1975 (230 ILCS 5/15), all persons participating in pari-mutuel racing under the jurisdiction of the Board are required to be licensed. The Board issued the following licenses during license year 2021:

LICENSE TYPE	HARNESS	T-BRED	HARNESS T-BRED	QUARTER HORSE	TOTAL	'20 vs'21 +/- %
Authorized Agent	2	4			6	50%
Apprentice Jockey		8			8	33%
Assistant Trainer	1	94			95	1%
Blacksmith	1	17			18	-28%
Claiming		14			14	600%
Driver	22				22	-21%
Driver-Trainer	24				24	85%
Driver-Trainer-Owner	94				94	-29%
Exercise Person		129			129	7%
Foreman		27			27	8%
Groom	100	348		4	452	-18%
Hot Walker		194			194	-8%
Inter-track Employee		18	1		19	-49%
Jockey Agent		20			20	11%
Jockey		87			87	74%
Owner	612	1,282		3	1,897	5%
Owner-Driver	12				12	200%
Owner Asst. Trainer		29			29	1350%
Owner-Trainer	78	159		3	240	6%
Pony Person		38			38	-3%
Racing Official	8	50	7		65	-11%
Race Track Employee	6	53	4		63	-28%
Totalizator Employee		17	6		23	35%
Trainer	26	92			118	2%
Veterinarian	4	13			17	-6%
Veterinarian Asst.	4	8			12	140%
Vendor	2	29			31	19%
Vendor Helper	4	20			24	-17%
Stables		929			929	20%
TOTAL LICENSES '21	1,000	3,679	18	10	4,707	4%
TOTAL LICENSES '20	1,105	3,407	32	1	4,545	
TOTAL REVENUES '20	\$25,000	\$91,975	\$450	\$250	\$117,675	4%

Note: License fee is \$25 for all types

RACING DATES AWARDED IN 2021 & 2022

THOROUGHBRED

2021

2022

ARLINGTON PARK

68 Live Days

0 Live Race Days

Arlington Park Racecourse, LLC

April 27 - May 31, 2 day/week
 June 1 - June 30, 3 day/week
 July 1 - August 31, 4 day/week
 September 1 - September 30,
 3 day/week

HAWTHORNE RACE COURSE

50 Live Days

76 Live Days

Hawthorne Race Course, Inc.

March 6 - April 25, 2 day/week
 October 1 - November 30, 3 day/week
 December 1 - December 31, 2 day/week

April 2 - April 30, 2 day/week
 May 1 - June 25, 3 day/week
 September 23-December 31, 3 day/week

FAIRMOUNT PARK

53 Live Days

61 Live Days

Fairmount Park, Inc.

April 27 -May 31, 2 day/week
 June 1 - September 6, 3 day/week

April 19 -June 11 31, 2 day/week
 June 12 - September 24, 3 day/week

STANDARD BRED

2021

2022

HAWTHORNE RACE COURSE

63 Live Days

75 Live Days

Suburban Downs, Inc.

May 7 - September 26, 3 night/week

January 7 - January 30, 3 night/week
 February 3 - March 20, 4 night/week
 July 1-August 29, 3 night/week
 September 1-September 11, 4 night/week

STATE FAIRS

6 Live Days (Raced 5)

6 Live Days *

Illinois State Fair (Springfield)

August 13, 14, 18 and 19

August 12,13,17 and 18

DuQuoin State Fair

August 27 and 28

2 Live Days
 August 26 and 27

* Anticipated

2021 Night of Champions Start

**ILLINOIS RACING BOARD STATEMENT OF SOURCE AND ALLOCATION OF REVENUE
FOR THE 2021 RACING YEAR**

SOURCE OF REVENUE:	
Application and License Fees of Racing Associations	\$ 57,620
Admission Taxes	\$ 52,429
Pari-mutuel Tax (Tracks and OTBs)	\$ 3,669,221
Pari-mutuel Tax Credit Used	\$ (2,083,206)
Advanced Deposit Wagering (ADW) Pari-Mutuel Tax (1.75% of Handle)	\$ 5,994,593
.2% Surcharge for Racing Board (includes \$100,000 to Quarter Horse Purse Fund)	\$ 965,324
Licensing of Racing Personnel	\$ 117,675
Fingerprint Fees	\$ 20,058
Photo Fees	\$ 5
Horsemen's Fines	\$ 22,064
Miscellaneous Sources	\$ 8,220
TOTAL STATE REVENUES RECEIVED	\$ 8,824,003
2% of OTB Handle to City and County	\$ 3,480,088
OTB Admission Tax to City of Chicago	\$ 35,738
OTB Admission Tax to Cook County	\$ 82,165
On Track City Admission Tax	\$ 34,953
Intertrack Surcharge to County (20 %)	\$ 74,642
TOTAL LOCAL GOVERNMENT REVENUES RECEIVED	\$ 3,707,585
TOTAL REVENUES RECEIVED	\$ 12,531,588

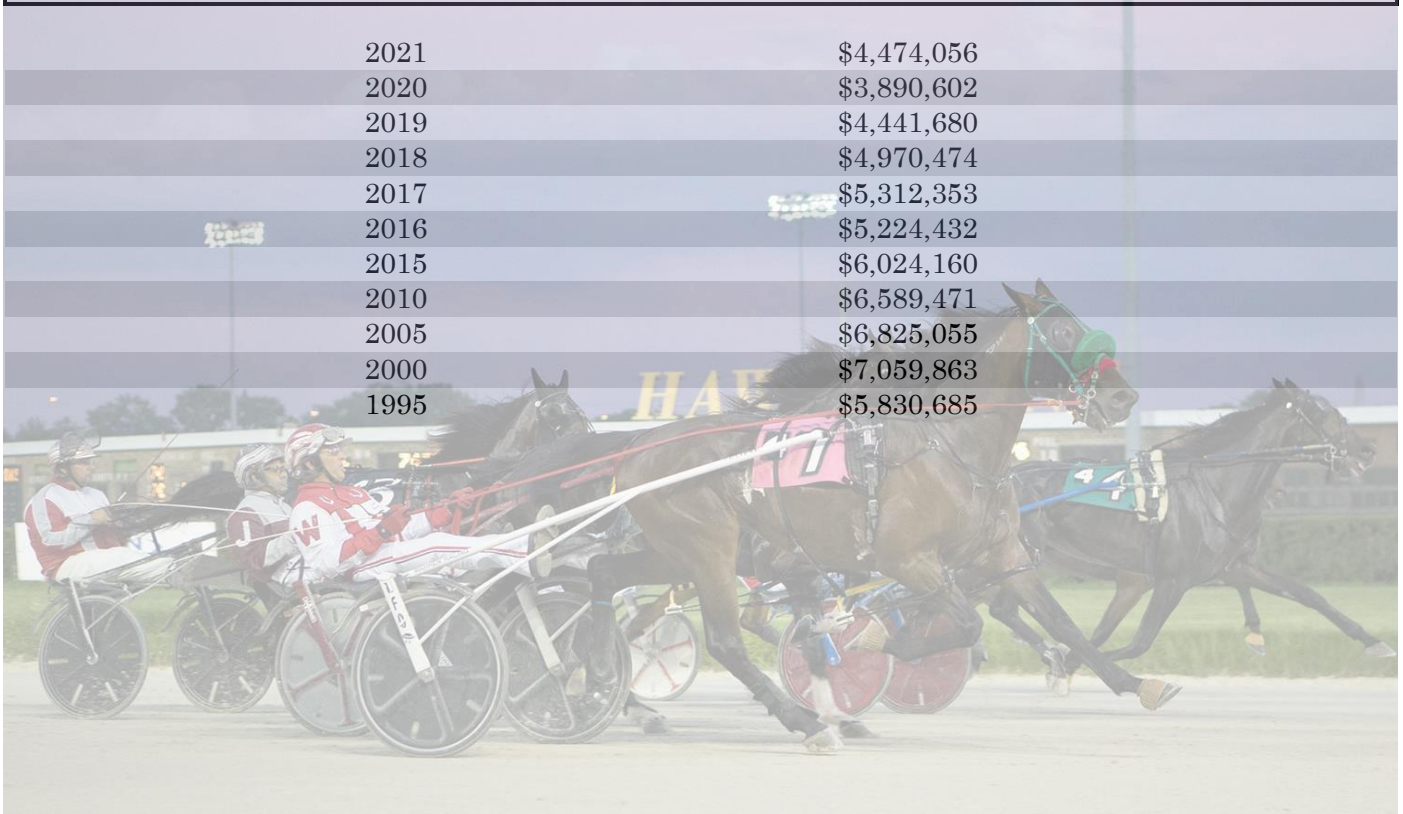
ALLOCATION OF REVENUE:	
Horse Racing Fund	\$ 7,825,245
Quarterhorse Breeders' Fund	\$ 22,330
Quarterhorse Purse Fund (from IRB .2% Surcharge)	\$ 100,000
Standardbred Purse Fund (.25% Tax of ADW Handle)	\$ 856,370
Fingerprinting (State Police and Vendor)	\$ 20,058
TOTAL STATE REVENUES ALLOCATED	\$ 8,824,003
To Cities	\$ 1,810,734
To Counties	\$ 1,896,851
TOTAL LOCAL GOVERNMENT REVENUES ALLOCATED	\$ 3,707,585
TOTAL REVENUES ALLOCATED	\$ 12,531,588

**ILLINOIS RACING BOARD
STATEMENT OF CASH DISBURSEMENTS
FOR 2021**

	GENERAL ADMINISTRATION	SUPERVISION OF RACE MEETS & LABORATORY	TOTAL EXPENDITURES
Salary Expenses, including Retirement and Social Security	\$ 1,856,912	\$ 1,288,415	\$ 3,145,327
Professional Service Contracts	\$ -	\$ 123,982	\$ 123,982
Contractual Services:			
Freight, Repairs, Rentals, Postage, Professional Services, etc	\$ 176,544	\$ 41,723	\$ 218,267
Worker's Comp, Personal Service Fund and Statutory Transfers	\$ -	\$ 7,275	\$ 7,275
Travel Expenses	\$ 4,756	\$ 4,969	\$ 9,725
Commodities:			
Office Supplies, Repair Parts, etc.	\$ 1,205	\$ 19,843	\$ 21,048
Printing	\$ -	\$ -	\$ -
Equipment	\$ -	\$ 8,757	\$ 8,757
EDP Processing	\$ 80,356	\$ 61,703	\$ 142,059
Telecommunications	\$ 67,504	\$ -	\$ 67,504
Operating Auto Equipment	\$ 2,798	\$ -	\$ 2,798
Refunds (Court of Claims)	\$ 28	\$ -	\$ 28
Laboratory Services	\$ -	\$ 727,285	\$ 727,285
Total 2021 Operating Expenses	\$ 2,190,104	\$ 2,283,952	\$ 4,474,056

OPERATING EXPENSES THROUGH THE YEARS

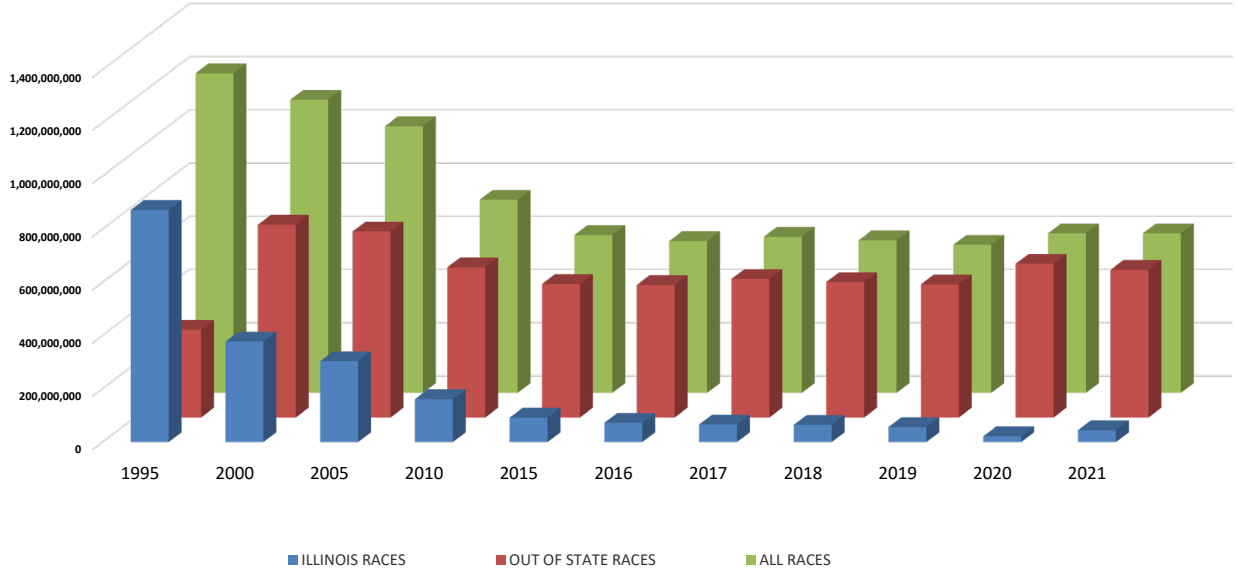
2021	\$4,474,056
2020	\$3,890,602
2019	\$4,441,680
2018	\$4,970,474
2017	\$5,312,353
2016	\$5,224,432
2015	\$6,024,160
2010	\$6,589,471
2005	\$6,825,055
2000	\$7,059,863
1995	\$5,830,685



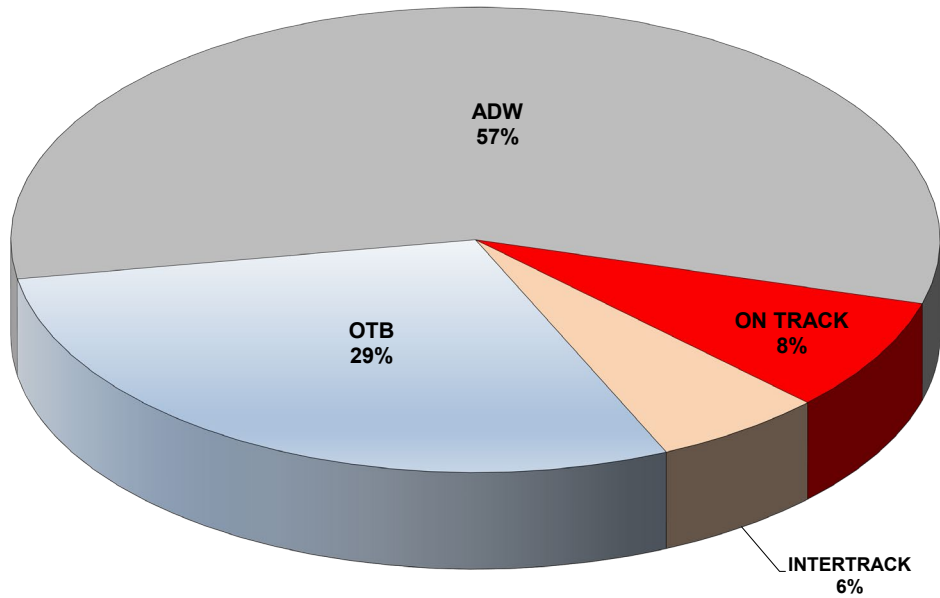
SUMMARY OF SURCHARGES AND TAXES IN 2021

Surcharges	Tracks/OTBs	ADW	Total
Optional On Track 1% Allocation: Racetrack Income	\$ 22,849	\$ -	\$ 22,849
Statutory Intertrack 1.5% Allocation: 20% ITW County, 40% ITW, 40% ITW Purses	\$ 373,210	\$ -	\$ 373,210
Statutory OTB 2.5% Allocation: Used to Pay 1% of Handle to each City and County	\$ 3,148,505	\$ -	\$ 3,148,505
Statutory .2% Allocation: \$100,000 to Quarter Horse Purse Fund Remainder to Horse Racing Fund (Racing Board)	\$ 372,058	\$ 593,265	\$ 965,324
Optional .5% Allocation: Racetrack/ADW Income to be split evenly with Purses	\$ 870,868	\$ -	\$ 870,868
Statutory ADW .18% Allocation: Standardbred Purse Accounts	\$ -	\$ 533,935	\$ 533,935
Total Surcharges	\$4,787,489	\$1,127,201	\$5,914,690
Taxes	Tracks/OTBs	ADW	Total
Statutory 1.5% Pari-Mutuel Tax (Fairmount Park/OTBs .75%)	\$ 3,669,221	\$5,138,223	\$ 8,807,444
<u>Less Statutory Tax Credit Used for Tracks and OTBs</u>	<u>\$ (2,083,206)</u>	<u>\$ -</u>	<u>\$ (2,083,206)</u>
Net Pari-Mutuel Taxes Paid Allocation: Horse Racing Fund (Racing Board)	\$ 1,586,015	\$5,138,223	\$ 6,724,237
Statutory ADW .25% Allocation: Standardbred Purse Fund	\$ -	\$ 856,370	\$ 856,370
Statutory 8.5% of Taxes on Quarter Horse Wagering Allocation: Quarter Horse Breeders' Fund	\$ 9,654	\$ 12,676	\$ 22,330
Statutory .15 Admission Tax at Tracks (Paid Admissions) Allocation: Horse Racing Fund (Racing Board)	\$ 52,429	\$ -	\$ 52,429
Statutory \$1 Admission Tax at OTBs (Cook Co./Chicago) Allocation: Local Governments - City and County	\$ 117,902	\$ -	\$ 117,902
Total Taxes	\$ 1,766,000	\$6,007,269	\$ 7,773,269

Illinois Handle 1995 - 2021



2021
Total Illinois Wagering by Source

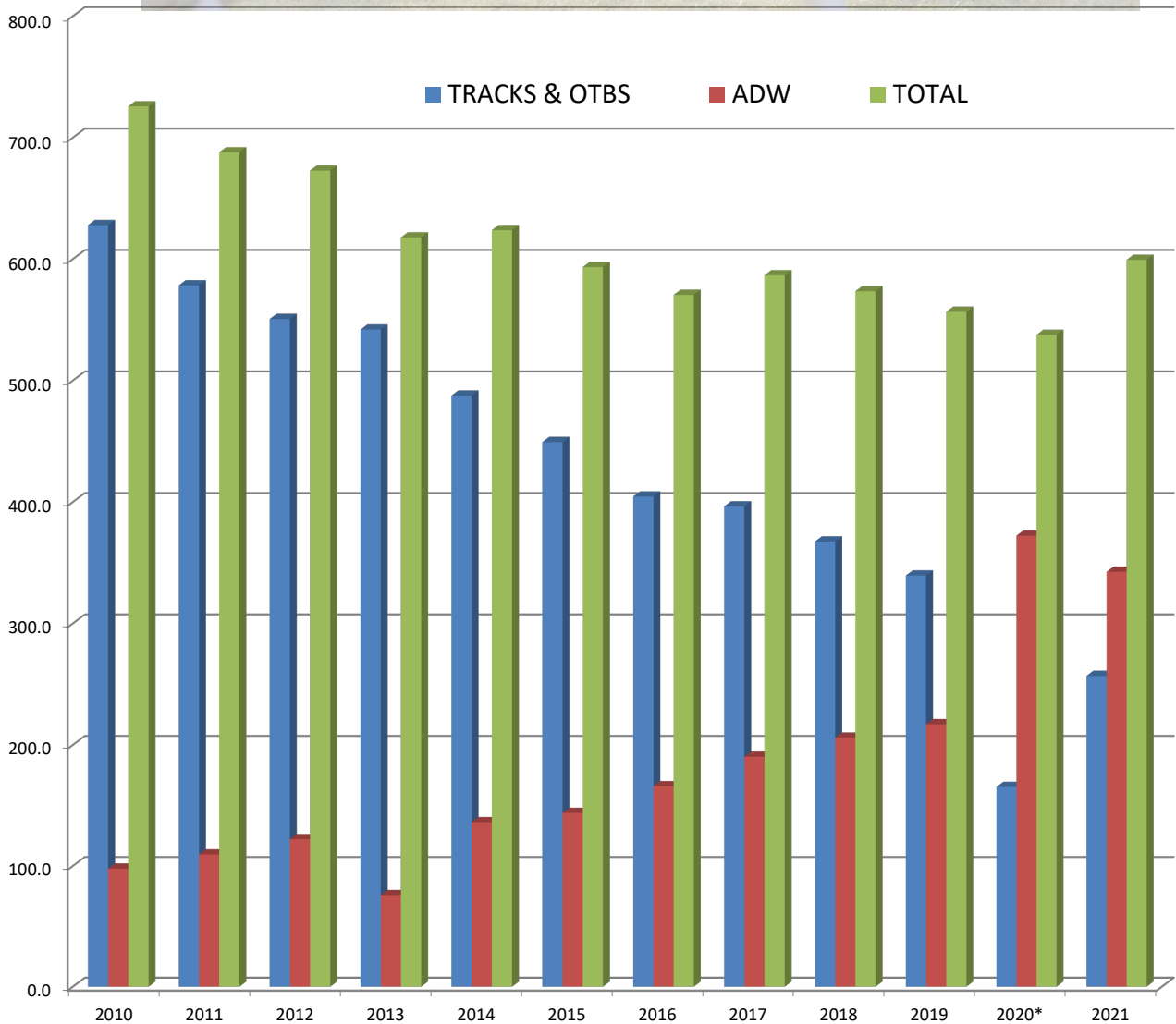


HANDLE

ON TRACK	INTERTRACK	OTB	ADW	TOTAL
\$47,324,954	\$35,554,001	\$174,004,403	\$342,548,191	\$599,431,549

WAGERING ON HORSE RACING 2010 - 2021 (HANDLE IN MILLIONS)

YEAR	TRACKS & OTBS	ADW	TOTAL	ADW as a % of TOTAL	TOTAL YR to YR	TRK & OTB YR to YR	ADW YR to YR
2010	628.0	97.8	725.8	13%	#REF!	#REF!	
2011	578.4	109.5	687.9	16%	-5%	-8%	12%
2012	550.7	122.2	672.9	18%	-2%	-5%	12%
2013	542.0	75.9	617.9	12%	-8%	-2%	-38%
2014	487.6	136.3	623.9	22%	1%	-10%	80%
2015	449.4	144.0	593.4	24%	-5%	-8%	6%
2016	404.5	166.0	570.5	29%	-4%	-10%	15%
2017	396.4	190.3	586.7	32%	3%	-2%	15%
2018	367.5	206.0	573.5	36%	-2%	-7%	8%
2019	339.5	217.1	556.6	39%	-3%	-8%	5%
2020*	165.4	372.3	537.6	69%	-3%	-51%	71%
2021	256.9	342.5	599.4	57%	11%	55%	-8%



* Covid -19 Restrictions to Facility caused shift in handle from Tracks and OTB's to ADW

2021 COMPARISON OF LOCATION HANDLES

LIVE ILLINOIS RACING AND SIMULCASTS

LIVE PRGMS	AMOUNT WAGERED	ON TRACK	ON TRACK %	INTER TRACK	INTER TRACK %	OFF TRACK	OFF TRACK %	ADW	ADW %
THOROUGHBRED MEETINGS									
68 Arlington Park	\$ 127,264,268	\$ 28,325,708	22.3%	\$ 16,677,704	13.1%	\$ 82,260,856	64.6%		
50 Hawthorne Race Course	\$ 74,358,607	\$ 10,550,626	14.2%	\$ 11,292,850	15.2%	\$ 52,515,130	70.6%		
53 Fairmount Park	\$ 3,498,063	\$ 3,211,311	91.8%	\$ 48,547	1.4%	\$ 238,206	6.8%		
171 THOROUGHBRED TOTAL	\$ 205,120,937	\$ 42,087,645	20.5%	\$ 28,019,101	13.7%	\$ 135,014,192	65.8%		
HARNESS MEETINGS									
63 Suburban Downs at Hawthorne	\$ 51,458,369	\$ 7,323,343	14.2%	\$ 5,196,301	10.1%	\$ 38,938,725	75.7%		
3 Springfield State Fair	\$ 248,136	\$ 204,812	82.5%	\$ 7,899	3.2%	\$ 35,425	14.3%		
2 DuQuoin State Fair	\$ 55,916	\$ 35,749	63.9%	\$ 4,106	7.3%	\$ 16,061	28.7%		
68 HARNESS TOTAL	\$ 51,762,420	\$ 7,563,903	14.6%	\$ 5,208,306	10.1%	\$ 38,990,211	75.3%		
BRICK/MORTAR FACILITIES	\$ 256,883,357	\$ 49,651,548	19.3%	\$ 33,227,406	12.9%	\$ 174,004,403	67.7%		
ADVANCE DEPOSIT WAGERING	\$ 342,548,191							342,548,191	
239 TOTAL ALL RACING	\$ 599,431,548	\$ 49,651,548	8.3%	\$ 33,227,406	5.5%	\$ 174,004,403	29.0%	342,548,191	57.1%

LIVE ILLINOIS RACING ONLY

LIVE PRGMS	AMOUNT WAGERED	ON TRACK	ON TRACK %	INTER TRACK	INTER TRACK %	OFF TRACK	OFF TRACK %	ADW	ADW %
THOROUGHBRED MEETINGS									
68 Arlington Park	\$ 26,682,924	\$ 14,959,547	56.1%	\$ 914,692	3.4%	\$ 3,259,802	12.2%	\$ 7,548,883	28.3%
50 Hawthorne Race Course	\$ 6,568,129	\$ 1,506,347	22.9%	\$ 534,220	8.1%	\$ 1,925,276	29.3%	\$ 2,602,286	39.6%
53 Fairmount Park	\$ 4,290,167	\$ 3,211,311	74.9%	\$ 48,547	1.1%	\$ 238,206	5.6%	\$ 792,105	18.5%
171 THOROUGHBRED TOTAL	\$ 37,541,219	\$ 19,677,205	52.4%	\$ 1,497,458	4.0%	\$ 5,423,284	14.4%	\$ 10,943,273	29.2%
HARNESS MEETINGS									
63 Suburban Downs at Hawthorne	\$ 6,868,807	\$ 1,349,509	19.6%	\$ 286,532	4.2%	\$ 2,360,714	34.4%	\$ 2,872,053	41.8%
3 Springfield State Fair	\$ 303,241	\$ 204,812	67.5%	\$ 7,899	2.6%	\$ 35,425	11.7%	\$ 55,105	18.2%
2 DuQuoin State Fair	\$ 80,097	\$ 35,749	44.6%	\$ 4,106	5.1%	\$ 16,061	20.1%	\$ 24,181	30.2%
68 HARNESS TOTAL	\$ 7,252,144	\$ 1,590,069	21.9%	\$ 298,536	4.1%	\$ 2,412,200	33.3%	\$ 2,951,339	40.7%
239 TOTAL ALL RACING	\$ 44,793,364	\$ 21,267,274	47.5%	\$ 1,795,994	4.0%	\$ 7,835,484	17.5%	\$ 13,894,612	31.0%



2021 OTB HANDLES

OFF TRACK BETTING LOCATIONS	LIVE ILLINOIS HANDLE	SIMULCAST HANDLE	TOTAL HANDLE	AVERAGE DAILY HANDLE
<i>CRESTWOOD - Hawthorne</i>	\$ 1,237,147	\$ 21,216,970	\$ 22,454,117	\$ 61,687
<i>OAKBROOK TERRACE-Hawthorne</i>	\$ 1,048,765	\$ 21,093,717	\$ 22,142,482	\$ 60,831
<i>CHICAGO (Corliss) - Hawthorne</i>	\$ 757,758	\$ 14,797,480	\$ 15,555,238	\$ 42,734
<i>PROSPECT HEIGHTS - Hawthorne</i>	\$ 619,116	\$ 14,827,700	\$ 15,446,816	\$ 42,436
<i>closed 12/26/2021 GREEN OAKS-Arlington</i>	\$ 496,379	\$ 12,118,327	\$ 12,614,706	\$ 35,138
<i>closed 12/26/2021 VILLA PARK-Arlington</i>	\$ 504,269	\$ 11,719,819	\$ 12,224,088	\$ 34,050
<i>closed 12/26/2021 HODGKINS-Arlington</i>	\$ 455,956	\$ 10,698,007	\$ 11,153,963	\$ 31,070
<i>closed 12/26/2021 CHICAGO(Joe's on Weed St.)-Arlington</i>	\$ 495,296	\$ 10,352,115	\$ 10,847,411	\$ 30,216
<i>MOKENA - Hawthorne</i>	\$ 418,963	\$ 7,396,728	\$ 7,815,691	\$ 21,472
<i>JOLIET - Hawthorne</i>	\$ 265,151	\$ 5,788,902	\$ 6,054,053	\$ 16,632
<i>SAUGET - Fairmount</i>	\$ 231,106	\$ 5,460,289	\$ 5,691,395	\$ 17,352
<i>closed 12/1/2021 AURORA-Arlington</i>	\$ 256,821	\$ 4,942,699	\$ 5,199,520	\$ 15,567
<i>opened 12/16/2021 AURORA - Hawthorne</i>	\$ 5,832	\$ 138,863	\$ 144,695	\$ 10,335
<i>closed 12/26/2021 ROCKFORD - Arlington</i>	\$ 128,216	\$ 4,092,342	\$ 4,220,558	\$ 11,756
<i>LANSING-Hawthorne</i>	\$ 155,368	\$ 4,041,409	\$ 4,196,777	\$ 11,530
<i>closed 12/1/2021 HOFFMAN ESTATES-Arlington</i>	\$ 249,274	\$ 3,786,014	\$ 4,035,288	\$ 12,082
<i>opened 12/02/2021 HOFFMAN ESTATES-Hawthorne</i>	\$ 11,548	\$ 202,561	\$ 214,109	\$ 7,383
<i>ALTON - Fairmount</i>	\$ 104,935	\$ 3,408,267	\$ 3,513,202	\$ 10,711
<i>closed 12/1/2021 MCHENRY-Arlington</i>	\$ 135,440	\$ 2,737,571	\$ 2,873,011	\$ 8,602
<i>opened 12/2/2021 MCHENRY-Hawthorne</i>	\$ 3,851	\$ 100,498	\$ 104,349	\$ 3,598
<i>PEORIA-Hawthorne</i>	\$ 52,784	\$ 2,016,337	\$ 2,069,121	\$ 5,684
<i>SPRINGFIELD - Fairmount</i>	\$ 76,516	\$ 1,951,460	\$ 2,027,976	\$ 6,183
<i>NORMAL-Hawthorne</i>	\$ 72,891	\$ 1,795,078	\$ 1,867,969	\$ 5,132
<i>closed 12/23/21 OTTAWA-Hawthorne</i>	\$ 41,682	\$ 1,244,864	\$ 1,286,546	\$ 3,604
<i>opened 12/01/21 NORTH AURORA-Hawthorne</i>	\$ 10,420	\$ 240,903	\$ 251,323	\$ 8,377
TOTAL	\$ 7,835,484	\$ 166,168,920	\$ 174,004,404	\$ 479,351

2021 INTERTRACK HANDLES

INTERTRACK LOCATIONS	LIVE ILLINOIS HANDLE	SIMULCAST HANDLE	TOTAL HANDLE	AVERAGE DAILY HANDLE
<i>ARLINGTON PARK</i>	\$ 15,586,510	\$ 24,098,962	\$ 39,685,472	\$ 109,326
<i>FAIRMOUNT PARK</i>	\$ 3,615,291	\$ 9,689,387	\$ 13,304,678	\$ 40,563
<i>HAWTHORNE RACE COURSE (Suburban Downs)</i>	\$ 3,620,906	\$ 26,027,337	\$ 29,648,243	\$ 81,676
<i>STATE FAIRS</i>	\$ 240,561	\$ -	\$ 240,561	\$ 48,112
TOTAL	\$ 23,063,268	\$ 59,815,686	\$ 82,878,954	\$ 231,565

**SUMMARY OF SURCHARGES AND REVENUES TO LOCAL GOVERNMENTS FROM
STATUTORY 2.5% SURCHARGE AT OFF TRACK BETTING PARLORS IN 2021**

	DATE OPENED	COUNTY	HANDLE	2.5 % STATUTORY SURCHARGE ON WINNINGS	REVENUE TO THE CITY (1% OF HANDLE)	REVENUE TO THE COUNTY (1% OF HANDLE)	OVER/(UNDER) TO LICENSEE
ARLINGTON PARK							
GREEN OAKS	04/24/17	LAKE	\$ 12,614,707	\$ 225,490	\$ 126,147	\$ 126,147	\$ (26,805)
VILLA PARK	07/12/11	DUPAGE	\$ 12,224,088	\$ 215,013	\$ 122,241	\$ 122,241	\$ (29,469)
HODGKINS	12/10/07	COOK	\$ 11,153,963	\$ 202,813	\$ 111,540	\$ 111,540	\$ (20,266)
CHICAGO (Weed St.)	06/04/93	COOK	\$ 10,847,411	\$ 193,956	\$ 108,474	\$ 108,474	\$ (22,992)
AURORA	04/25/13	DUPAGE	\$ 5,199,520	\$ 94,719	\$ 51,995	\$ 51,995	\$ (9,271)
ROCKFORD	11/18/87	WINNEBAGO	\$ 4,220,558	\$ 74,065	\$ 42,206	\$ 42,206	\$ (10,346)
HOFFMAN ESTATES	11/02/12	COOK	\$ 4,035,288	\$ 72,307	\$ 40,353	\$ 40,353	\$ (8,398)
MCHENRY	12/08/05	MCHENRY	\$ 2,873,011	\$ 51,859	\$ 28,730	\$ 28,730	\$ (5,601)
Total			\$ 63,168,546	\$ 1,130,223	\$ 631,685	\$ 631,685	\$ (133,148)

FAIRMOUNT PARK							
SAUGET	02/12/01	ST. CLAIR	\$ 5,691,394	\$ 106,495	\$ 56,914	\$ 56,914	\$ (7,333)
ALTON	10/03/02	MADISON	\$ 3,513,201	\$ 68,065	\$ 35,132	\$ 35,132	\$ (2,199)
SPRINGFIELD	05/05/88	SANGAMON	\$ 2,027,976	\$ 38,439	\$ 20,280	\$ 20,280	\$ (2,120)
Total			\$ 11,232,572	\$ 213,000	\$ 112,326	\$ 112,326	\$ (11,652)

HAWTHORNE RACE COURSE							
OAKBROOK TERRACE	09/04/92	DUPAGE	\$ 22,142,482	\$ 402,304	\$ 221,425	\$ 221,425	\$ (40,545)
CRESTWOOD	02/17/92	COOK	\$ 22,454,117	\$ 407,080	\$ 224,541	\$ 224,541	\$ (42,003)
CHICAGO (Corliss Ave.)	04/18/91	COOK	\$ 15,555,238	\$ 274,685	\$ 155,552	\$ 155,552	\$ (36,419)
PROSPECT HEIGHTS	04/25/12	COOK	\$ 15,446,815	\$ 281,084	\$ 154,468	\$ 154,468	\$ (27,853)
MOKENA	05/16/03	WILL	\$ 7,815,691	\$ 144,289	\$ 78,157	\$ 78,157	\$ (12,025)
JOLIET	10/25/90	WILL	\$ 6,054,053	\$ 109,384	\$ 60,541	\$ 60,541	\$ (11,697)
LANSING	01/08/20	COOK	\$ 4,196,777	\$ 75,528	\$ 41,968	\$ 41,968	\$ (8,407)
NORMAL	07/13/06	MCLEAN	\$ 1,867,968	\$ 34,729	\$ 18,680	\$ 18,680	\$ (2,630)
PEORIA	04/24/18	PEORIA	\$ 2,069,121	\$ 38,428	\$ 20,691	\$ 20,691	\$ (2,955)
HOFFMAN ESTATES	12/02/21	COOK	\$ 214,109	\$ 3,597	\$ 2,141	\$ 2,141	\$ (685)
NORTH AURORA	12/01/21	KANE	\$ 251,323	\$ 4,419	\$ 2,513	\$ 2,513	\$ (607)
AURORA	12/16/21	DUPAGE	\$ 144,695	\$ 2,508	\$ 1,447	\$ 1,447	\$ (386)
MCHENRY	12/10/21	MCHENRY	\$ 104,349	\$ 1,895	\$ 1,043	\$ 1,043	\$ (192)
OTTAWA	05/01/19	LASALLE	\$ 1,286,546	\$ 25,352	\$ 12,865	\$ 12,865	\$ (379)
Total			\$ 99,603,285	\$ 1,805,282	\$ 996,033	\$ 996,033	\$ (186,783)

TOTAL			\$ 174,004,403	\$ 3,148,505	\$ 1,740,044	\$ 1,740,044	\$ (331,583)
--------------	--	--	-----------------------	---------------------	---------------------	---------------------	---------------------

2021 ADVANCE DEPOSIT WAGERING


Advance Deposit Wagering (ADW) officially began in Illinois on October 13, 2009. Five companies were licensed in 2020 as ADW providers (*Bet America was acquired by Twin Spires in 2017). Illinois patrons place funds into an account and then wager on races using a telephone or internet device. Each ADW provider must have an agreement with an Illinois racetrack and their affiliated horsemen's association.

ADW PROVIDER	Handle	DAILY AVERAGE	Daily	
			State Tax 1.75%	Average
Twin Spires - (Arlington)	\$ 106,284,528	\$291,190	\$ 1,859,979	\$ 5,096
TVG - (Fairmount)	\$ 133,896,169	\$366,839	\$ 2,343,183	\$ 6,420
Xpressbet - (Hawthorne)	\$ 40,428,622	\$110,763	\$ 707,501	\$ 1,938
Club Hawthorne - (Hawthorne)	\$ 45,985,723	\$125,988	\$ 804,750	\$ 2,205
*Bet America (Arlington)	\$ 3,265,067	\$8,945	\$ 57,139	\$ 157
NYRABets (Hawthorne)	\$ 12,688,081	\$34,762	\$ 222,041	\$ 608
TOTAL	\$ 342,548,190	\$938,488	\$ 5,994,593	\$ 16,424

Monthly ADW Handle	Handle
January	\$ 29,261,041
February	\$ 26,880,811
March	\$ 27,097,620
April	\$ 29,485,532
May	\$ 42,818,404
June	\$ 29,278,133
July	\$ 30,622,503
August	\$ 30,879,296
September	\$ 25,339,780
October	\$ 23,930,694
November	\$ 25,787,457
December	\$ 21,166,920
TOTAL	\$ 342,548,191

Breakdown of ADW Handle		% of Handle
2021 ADW Handle	\$ 342,548,190	
1.5% Tax to Horse Racing Fund	\$ 5,138,223	1.50%
.25% Tax to Standardbred Purse	\$ 856,370	0.25%
Host Simulcast Fees	\$ 23,643,830	6.90%
ADW Fee	\$ 24,009,873	7.01%
Illinois Track Commission	\$ 8,801,714	2.57%
Illinois Purses	\$ 8,801,714	2.57%
Breakage	\$ 953,103	0.28%
Surcharge (.18%) to Standardbred Purse	\$ 533,936	0.16%
Surcharge (.2%) to Racing Board	\$ 593,265	0.17%
Optional Surcharge (.5%) to ADW	\$ -	0.00%
Payout to Public	\$ 269,216,162	78.59%

Illinois Races vs. Out of State Races	
ADW Handle on Arlington Races	\$ 7,548,883
ADW Handle on Hawthorne Thoroughbred Races	\$ 2,602,286
ADW Handle on Hawthorne Harness Races	\$ 2,872,053
ADW Handle on Fairmount Races	\$ 792,105
ADW Handle on State Fairs	\$ 79,286
TOTAL ADW Handle on Illinois Races	\$ 13,894,613 4%
TOTAL ADW Handle on Out of State Races	\$ 328,653,578 96%
TOTAL	\$ 342,548,191



2021 COMMINGLED HANDLE VS. SIMULCAST HANDLE

	<i>COMMINGLED</i>	<i>SIMULCASTING</i>	
	OUT-OF STATE HANDLE INTO ILLINOIS POOLS	ILLINOIS HANDLE ON OUT OF STATE RACES	"TRADE BALANCE" DIFFERENCE
THOROUGHBRED MEETS			
ARLINGTON PARK	\$106,678,765	\$108,130,227	(\$1,451,462)
HAWTHORNE RACE COURSE	\$65,573,047	\$70,392,764	(\$4,819,717)
FAIRMOUNT PARK	\$11,545,889	\$0	\$11,545,889
THOROUGHBRED TOTAL	\$ 183,797,701	\$ 178,522,991	\$ 5,274,710

	<i>COMMINGLED</i>	<i>SIMULCASTING</i>	
	OUT-OF STATE HANDLE INTO ILLINOIS POOLS	ILLINOIS HANDLE ON OUT OF STATE RACES	"TRADE BALANCE" DIFFERENCE
HARNESS MEETS			
HAWTHORNE RACE COURSE (Suburban Downs)	\$39,266,201	\$47,461,615	(\$8,195,414)
STATE FAIRS	\$353,773	\$0	\$353,773
HARNESS TOTAL	\$ 39,619,974	\$ 47,461,615	\$ (7,841,641)

ADVANCE DEPOSIT WAGERING (ADW) \$ 328,653,578

ALL RACING TOTAL **\$223,417,675** **\$554,638,184** **(\$331,220,509)**

1996 - 2021 "TRADE BALANCE" FROM SIMULCASTING INTO AND OUT OF ILLINOIS

	<i>COMMINGLED</i>	<i>SIMULCASTING</i>	
	OUT-OF STATE HANDLE INTO ILLINOIS POOLS	ILLINOIS HANDLE ON OUT OF STATE RACES	"TRADE BALANCE" DIFFERENCE
1996	551,232,436	572,268,505	(21,036,069)
1997	524,992,359	626,324,386	(101,332,027)
1998	455,011,181	699,709,458	(244,698,277)
1999	516,104,829	729,639,342	(213,534,513)
2000	628,884,689	724,779,204	(95,894,515)
2001	743,634,500	738,639,096	4,995,404
2002	914,879,233	749,400,714	165,478,519
2003	765,812,794	759,673,491	6,139,303
2004	834,052,261	732,303,750	101,748,511
2005	896,740,508	699,214,766	197,525,742
2006	844,791,759	693,097,332	151,694,427
2007	841,087,982	674,774,868	166,313,114
2008	846,028,897	598,518,783	247,510,115
2009	736,608,500	547,797,041	188,811,459
2010	553,267,781	564,309,696	(11,041,915)
2011	543,970,610	531,066,871	12,903,739
2012	594,052,598	511,990,098	82,062,500
2013	551,503,373	475,241,479	76,261,894
2014	431,013,076	507,351,977	(76,338,901)
2015	335,178,770	501,508,910	(166,330,140)
2016	260,487,398	497,843,113	(237,355,715)
2017	245,643,002	520,584,428	(274,941,426)
2018	249,946,906	508,608,883	(258,661,977)
2019	209,127,567	500,165,987	(291,038,420)
2020*	174,844,474	487,161,743	(312,317,269)
2021	223,417,675	554,638,184	(331,220,509)

Notes: Advance Deposit Wagering on Illinois Races is not included in the commingled totals.

Advance Deposit Wagering on out-of-state races is included above and amounted to: 2009=\$17.1M, 2010=\$84.9M, 2011=\$94.8M, 2012=\$104.4M, 2013=\$64.5M, 2014=\$121.7M, 2015=\$132.3M, 2016=\$154.9M, 2017=\$179M, 2018=\$193M, 2019=\$205M, 2020=\$360M

* 2020 COVID-19 Restrictions limited Racing causing a significant decline in out of state handle

PURSE RECAPTURE

Purse recapture is a 1995 provision of the law that allows racetracks to recoup losses on live handle brought on by the authorization of full-card simulcasting of races from other states. The recapture amount is 2% of the decrease of Illinois handle on Illinois races from 1994. The recapture monies allocated to the racetracks are deducted from the purse accounts. In 1999, legislation was passed that authorized annual appropriations to the Department of Agriculture for reimbursement to purse accounts equal to the recapture amounts. The appropriation is an annual decision. The racetracks will always receive their monies either from the State or from the originally intended purse accounts. Below are the annual amounts of purse recapture since 1995, when full card was authorized.

Illinois Handle on Illinois Race	Year	Amount
1994	1994	\$1,181,911,128
1995	1995	\$872,357,004
1996	1996	\$660,598,891
1997	1997	\$553,709,328
1998	1998	\$387,351,792
1999	1999	\$374,209,987
2000	2000	\$377,762,519
2001	2001	\$367,053,388
2002	2002	\$382,473,610
2003	2003	\$308,244,909
2004	2004	\$327,079,537
2005	2005	\$303,605,111
2006	2006	\$259,022,153
2007	2007	\$254,123,568
2008	2008	\$220,136,253
2009	2009	\$185,989,951
2010	2010	\$148,600,498
2011	2011	\$142,181,879
2012	2012	\$143,132,630
2013	2013	\$131,263,856
2014	2014	\$102,026,113
2015	2015	\$80,214,477
2016	2016	\$61,601,900
2017	2017	\$54,859,679
2018	2018	\$51,582,950
2019	2019	\$44,467,712
2020*	2020	\$9,977,368
2021	2021	\$30,898,752

These handles are from racetracks and OTB's only and do not include ADW

Recapture		
Race Year	Year	Recapture
1995	1996	\$4,234,922
1996	1997	\$9,728,218
1997	1998	\$6,894,623
1998	1999	\$10,254,087
1999	2000	\$15,063,347
2000	2001	\$15,152,298
2001	2002	\$15,489,017
2002	2003	\$15,119,303
2003	2004	\$13,704,522
2004	2005	\$13,347,193
2005	2006	\$13,130,746
2006	2007	\$13,882,814
2007	2008	\$13,037,833
2008	2009	\$13,780,082
2009	2010	\$13,205,351
2010	2011	\$13,631,921
2011	2012	\$13,723,002
2012	2013	\$12,998,018
2013	2014	\$13,190,063
2014	2015	\$13,608,110
2015	2016	\$8,912,410
2016	2017	\$11,020,247
2017	2018	\$11,113,325
2018	2019	\$11,414,167
2019	2020	\$11,514,943
2020*	2021	\$11,276,212
2021	2022	\$7,068,479

* COVID-19 Restrictions in 2020 significantly reduced Illinois Handle at Facilities



ILLINOIS HANDLES
1985-2015 (every 5 years) and 2016-2021

THOROUGHBRED MEETS						
	ON TRACK	INTERTRACK	OFF TRACK	ADW	TOTAL	
1985	\$ 413,499,578	\$ 107,756,838	\$ -	\$ -	\$	\$ 521,256,416
1990	\$ 358,258,669	\$ 205,490,935	\$ 157,175,600	\$ -	\$	\$ 720,925,204
1995	\$ 208,971,670	\$ 161,026,595	\$ 284,072,667	\$ -	\$	\$ 654,070,932
2000	\$ 183,746,086	\$ 184,012,741	\$ 337,818,255	\$ -	\$	\$ 705,577,082
2005	\$ 164,331,055	\$ 167,612,637	\$ 324,976,790	\$ -	\$	\$ 656,920,482
2010	\$ 107,833,704	\$ 102,196,110	\$ 242,492,453	n/a	\$	\$ 452,522,266
2015	\$ 71,647,768	\$ 73,859,723	\$ 195,382,490	n/a	\$	\$ 340,889,981
2016	\$ 73,614,760	\$ 48,893,290	\$ 188,415,484	n/a	\$	\$ 310,923,534
2017	\$ 71,591,008	\$ 44,663,679	\$ 194,024,636	n/a	\$	\$ 310,279,323
2018	\$ 65,543,823	\$ 40,708,109	\$ 182,186,139	n/a	\$	\$ 288,438,071
2019	\$ 64,602,097	\$ 36,828,842	\$ 166,666,311	n/a	\$	\$ 268,097,250
2020*	\$ 14,126,301	\$ 12,651,643	\$ 102,479,833	n/a	\$	\$ 129,257,777
2021	\$ 42,087,645	\$ 28,019,101	\$ 135,014,192	n/a	\$	\$ 205,120,938

HARNESSE MEETS						
	ON TRACK	INTERTRACK	OFF TRACK	ADW	TOTAL	
1985	\$ 350,445,586	\$ 51,532,629	\$ -	\$ -	\$	\$ 401,978,215
1990	\$ 256,855,703	\$ 134,948,222	\$ 139,638,986	\$ -	\$	\$ 531,442,911
1995	\$ 121,047,072	\$ 145,351,015	\$ 281,530,273	\$ -	\$	\$ 547,928,360
2000	\$ 58,171,917	\$ 116,137,855	\$ 222,654,869	\$ -	\$	\$ 396,964,641
2005	\$ 48,712,033	\$ 102,081,782	\$ 195,105,580	\$ -	\$	\$ 345,899,395
2010	\$ 22,219,165	\$ 48,978,683	\$ 104,269,095	n/a	\$	\$ 175,466,943
2015	\$ 13,591,862	\$ 26,537,150	\$ 68,385,488	n/a	\$	\$ 108,514,500
2016	\$ 14,320,276	\$ 13,889,657	\$ 65,374,369	n/a	\$	\$ 93,584,301
2017	\$ 10,691,806	\$ 12,505,654	\$ 62,930,545	n/a	\$	\$ 86,128,005
2018	\$ 10,545,382	\$ 9,819,581	\$ 58,664,644	n/a	\$	\$ 79,029,607
2019	\$ 8,539,296	\$ 9,142,763	\$ 53,718,012	n/a	\$	\$ 71,400,071
2020*	\$ 2,609,031	\$ 2,459,058	\$ 31,025,478	n/a	\$	\$ 36,093,566
2021	\$ 7,563,903	\$ 5,208,306	\$ 38,990,211	n/a	\$	\$ 51,762,420

TOTAL						
	ON TRACK	INTERTRACK	OFF TRACK	ADW	TOTAL	
1985	\$ 763,945,164	\$ 159,289,467	\$ -	\$ -	\$	\$ 923,234,631
1990	\$ 615,114,372	\$ 340,439,157	\$ 296,814,586	\$ -	\$	\$ 1,252,368,115
1995	\$ 330,018,742	\$ 306,377,610	\$ 565,602,940	\$ -	\$	\$ 1,201,999,292
2000	\$ 241,918,003	\$ 300,150,596	\$ 560,473,124	\$ -	\$	\$ 1,102,541,723
2005	\$ 213,043,088	\$ 269,694,419	\$ 520,082,370	\$ -	\$	\$ 1,002,819,877
2010	\$ 130,052,869	\$ 151,174,792	\$ 346,761,547	\$ 97,803,750	\$	\$ 725,792,958
2015	\$ 85,239,630	\$ 100,396,873	\$ 263,767,978	\$ 144,019,400	\$	\$ 593,423,880
2016	\$ 87,935,036	\$ 62,782,947	\$ 253,789,853	\$ 165,999,800	\$	\$ 570,507,635
2017	\$ 82,282,814	\$ 57,169,333	\$ 256,955,181	\$ 190,284,417	\$	\$ 586,691,745
2018	\$ 76,089,205	\$ 50,527,690	\$ 240,850,783	\$ 206,034,006	\$	\$ 573,501,684
2019	\$ 73,141,393	\$ 45,971,605	\$ 220,384,323	\$ 217,147,633	\$	\$ 556,644,954
2020*	\$ 16,735,332	\$ 15,110,701	\$ 133,505,311	\$ 372,260,539	\$	\$ 537,611,882
2021	\$ 49,651,548	\$ 33,227,406	\$ 174,004,403	\$ 342,548,191	\$	\$ 599,431,548

*Covid -19 Restrictions significantly affected 2020 Facility Handles

PURSES AND HANDLE (LIVE AND SIMULCASTS)

	THOROUGHBRED PURSE DISTRIBUTED	HARNESS PURSES DISTRIBUTED	TOTAL PURSES DISTRIBUTED	ILLINOIS HANDLE	% OF HANDLE ON ILLINOIS RACES
1995	\$49,313,304	\$41,392,332	\$90,705,636	\$1,201,999,292	73%
1996	\$53,850,395	\$41,757,050	\$95,607,445	\$1,232,867,396	54%
1997	\$50,843,274	\$37,141,615	\$87,984,889	\$1,180,033,714	47%
1998	\$49,904,435	\$34,542,076	\$84,446,511	\$1,087,061,250	36%
1999	\$52,398,833	\$39,180,917	\$91,579,750	\$1,103,849,329	34%
2000	\$65,955,254	\$42,068,597	\$108,023,851	\$1,102,541,723	34%
2001	\$65,176,932	\$39,863,175	\$105,040,107	\$1,105,692,484	33%
2002	\$79,233,651	\$40,177,699	\$119,411,350	\$1,131,874,324	34%
2003	\$60,224,987	\$32,900,951	\$93,125,938	\$1,067,918,400	29%
2004	\$57,231,170	\$40,178,599	\$97,409,769	\$1,059,383,287	31%
2005	\$57,250,778	\$34,906,211	\$92,156,989	\$1,002,819,877	30%
2006	\$57,314,077	\$31,810,706	\$89,124,783	\$952,119,485	27%
2007	\$54,064,946	\$31,307,830	\$85,372,776	\$928,898,436	27%
2008	\$50,490,454	\$29,256,533	\$79,746,987	\$818,655,036	27%
2009	\$48,949,553	\$23,857,985	\$72,807,538	\$736,740,493	26%
2010	\$38,792,651	\$15,598,812	\$54,391,463	\$725,792,958	22%
2011	\$44,263,896	\$18,990,581	\$63,254,477	\$687,899,890	23%
2012	\$54,189,232	\$24,325,816	\$78,515,049	\$672,902,967	24%
2013	\$48,359,376	\$23,677,385	\$72,036,761	\$617,943,710	23%
2014	\$40,172,846	\$16,578,130	\$56,750,976	\$623,983,057	19%
2015	\$27,893,274	\$11,334,487	\$39,227,761	\$593,423,880	15%
2016	\$23,879,701	\$8,681,252	\$32,560,953	\$570,507,635	13%
2017	\$25,024,819	\$8,768,531	\$33,793,350	\$586,691,745	11%
2018	\$25,421,817	\$9,084,301	\$34,506,118	\$573,501,684	11%
2019	\$23,740,113	\$6,554,520	\$30,294,633	\$556,644,954	10%
2020	\$12,059,505	\$6,373,888	\$18,433,393	\$537,611,882	4%
2021	\$22,919,644	\$7,251,483	\$30,171,127	\$599,431,548	7%

2021 OUT-OF-STATE SIMULCASTS

THOROUGHBRED					
Simulcast Programs		Amount Wagered	On-Track	Intertrack	Off-Track
4,257	Arlington	\$ 108,130,227	\$ 13,366,161	\$ 15,763,012	\$ 79,001,054
6,781	Hawthorne	\$ 70,392,763	\$ 9,044,279	\$ 10,758,630	\$ 50,589,854
11,038	TOTAL	\$ 178,522,990	\$ 22,410,440	\$ 26,521,642	\$ 129,590,908
HARNESS					
6,329	Hawthorne (Suburban Downs)	\$ 47,461,614	\$ 5,973,834	\$ 4,909,769	\$ 36,578,011
ADW		\$ 342,548,191			
17,367	TOTAL	\$ 568,532,795	\$ 28,384,274	\$ 31,431,411	\$ 166,168,919

Race Track Details

ARLINGTON INTERNATIONAL RACECOURSE, LLC

2021 Thoroughbred Meet-April 27 through September 30

Live Programs	68	Live Total Attendance	220,456
Total Live Programs Raced + Dark Days	220	Live Admission Tax	\$32,764
Live Races Run	543	Uncashed Tickets (2020)	\$478,047
Purses Distributed	\$13,021,678	Breakage	\$438,204

	On-Track at Arlington	Intertrack at Arlington	Off-Track at Arlington	ADW at Arlington	All Locations on Arlington
Live Racing Day Handle					
Illinois Handle on Illinois Races	\$ 14,959,547.00	\$ 914,692.00	\$ 3,259,802.00	\$ 7,548,883.00	\$ 26,682,924.00
Daily Average	\$ 219,993.34	\$ 13,451.35	\$ 47,938.26	\$ 111,012.99	\$ 392,395.94
Illinois Handle on Out-of-State Races	\$ 13,366,161.00	\$ 15,763,012.00	\$ 79,001,054.00	-	\$ 108,130,227.00
Daily Average	\$ 196,561.19	\$ 231,809.00	\$ 1,161,780.21	-	\$ 1,590,150.40
Combined Illinois Handle	\$ 28,325,708.00	\$ 16,677,704.00	\$ 82,260,856.00	\$ 7,548,883.00	\$ 134,813,151.00
Daily Average	\$ 416,554.53	\$ 245,260.35	\$ 1,209,718.47	\$ 111,012.99	\$ 1,982,546.34
Out-of-State Handle (Commingled) on Ill. Races					\$ 106,678,765.03
Daily Average					\$ 1,568,805.37

FAIRMOUNT PARK, INC.

2021 Thoroughbred Meet -April 27 through September 6

Live Programs	53	Total Live Attendance	90,271
Total Live Programs Raced + Dark Days	53	Live Admission Tax	\$11,034
Live Programs Run	371	Uncashed Tickets (2020)	\$78,234
Purses Distributed	\$3,382,707	Breakage	\$122,331

	On-Track at Fairmount	Intertrack at Fairmount	Off-Track at Fairmount	ADW at Fairmount	All Locations on Fairmount
Live Racing Day Handle					
Illinois Handle on Illinois Races	\$ 3,211,311.00	\$ 48,547.00	\$ 238,206.00	\$ 792,105.00	\$ 4,290,169.00
Daily Average	\$ 60,590.77	\$ 915.98	\$ 4,494.45	\$ 14,945.38	\$ 80,946.58
Illinois Handle on Out-of-State Races	-	-	-	-	-
Daily Average	-	-	-	-	-
Combined Illinois Handle	\$ 3,211,311.00	\$ 48,547.00	\$ 238,206.00	\$ 792,105.00	\$ 4,290,169.00
Daily Average	\$ 60,590.77	\$ 915.98	\$ 4,494.45	\$ 14,945.38	\$ 80,946.58
Out-of-State Handle (Commingled) on Ill. Races					\$ 11,455,888.85
Daily Average					\$ 216,148.85

HAWTHORNE RACE COURSE, INC.

Combined Spring and Fall

2021 Thoroughbred Meet - March 6 to April 25 and October 1 through December 31

Live Programs	50	Total Live Attendance	8,620
Total Live Programs Raced + Dark Days	145	Live Admission Tax	\$0
Live Races Run	415	Uncashed Tickets (2020)	\$248,147
Purses Distributed	\$6,515,260	Breakage (incl SDI)	\$496,595

	On-Track at Hawthorne	Intertrack at Hawthorne	Off-Track at Hawthorne	ADW at Hawthorne	All Locations on Hawthorne
Live Racing Day Handle					
Illinois Handle on Illinois Races	\$ 1,506,347.00	\$ 534,220.00	\$ 1,925,276.00	\$ 2,602,286.00	\$ 6,568,129.00
Daily Average	\$ 30,126.94	\$ 10,684.40	\$ 38,505.52	\$ 52,045.72	\$ 131,362.58
Illinois Handle on Out-of-State Races	\$ 9,044,279.00	\$ 10,758,630.00	\$ 50,589,854.00	\$ -	\$ 70,392,763.00
Daily Average	\$ 180,885.58	\$ 215,172.60	\$ 1,011,797.08	\$ -	\$ 1,407,855.26
Combined Illinois Handle	\$ 10,550,626.00	\$ 11,292,850.00	\$ 52,515,130.00	\$ 2,602,286.00	\$ 76,960,892.00
Daily Average	\$ 211,012.52	\$ 225,857.00	\$ 1,050,302.60	\$ 52,045.72	\$ 1,539,217.84
Out-of-State Handle (Commingled) on Ill. Races					\$ 65,573,047.20
Daily Average					\$ 1,311,460.94

SUBURBAN DOWNS, INC. AT HAWTHORNE RACE COURSE

2021 Harness Meet - May 7 to September 26

Live Programs	63	Total Live Attendance	11,240
Total Live Programs Raced + Dark Days	365	Live Admission Tax	\$0
Live Races Run	697	Uncashed Tickets (2020)	\$205,686
Purses Distributed	\$6,530,983		

	On-Track at Hawthorne	Intertrack at Hawthorne	Off-Track at Hawthorne	ADW at Hawthorne	All Locations on Hawthorne
Live Racing Day Handle					
Illinois Handle on Illinois Races	\$ 1,349,509.00	\$ 286,532.00	\$ 2,360,714.00	\$ 2,872,053.00	\$ 6,868,808.00
Daily Average	\$ 21,420.78	\$ 4,548.13	\$ 37,471.65	\$ 45,588.14	\$ 109,028.70
Illinois Handle on Out-of-State Races	\$ 5,973,834.00	\$ 4,909,769.00	\$ 36,578,011.00	\$ -	\$ 47,461,614.00
Daily Average	\$ 94,822.76	\$ 77,932.84	\$ 580,603.35	\$ -	\$ 753,358.95
Combined Illinois Handle	\$ 7,323,343.00	\$ 5,196,301.00	\$ 38,938,725.00	\$ 2,872,053.00	\$ 54,330,422.00
Daily Average	\$ 116,243.54	\$ 82,480.97	\$ 618,075.00	\$ 45,588.14	\$ 862,387.65
Out-of-State Handle (Commingled) on Ill. Races					\$ 39,266,200.73
Daily Average					\$ 623,273.03

**ILLINOIS DEPARTMENT OF AGRICULTURE HORSE
RACING PROGRAM**

2021 ILLINOIS THOROUGHBRED BREEDERS FUND PURSES AND AWARDS PAID

TRACK/ASSOCIATION	IL-RESTRICTED		OPEN RACES	WINNERS SHARE OF PURSES	WINNERS OWNERS' AWARDS		OWNERS' AWARDS PLACE/SHOW		BREEDERS' AWARDS	TOTAL PURSES AND AWARDS
	RACES	PURSES			RACES	AWARD	RACES	AWARD		
HAWTHORNE RACE COURSE Spring Meet	9	\$202,000	9	\$59,800	23	\$267,000	19	\$24,400	\$32,375	\$585,575
ARLINGTON PARK Arlington Park	32	\$1,267,000	175	\$596,444	87	\$1,807,600	103	\$153,262	\$201,075	\$4,025,381
HAWTHORNE RACE COURSE Fall Meet	26	\$875,000	120	\$332,280	65	\$1,063,000	57	\$72,320	\$122,855	\$2,465,455
FAIRMOUNT PARK Fairmount Park, Inc.	76	\$1,280,600	160	\$355,994	110	\$1,194,800	105	\$120,062	\$111,193	\$3,062,649
PARI-MUTUEL TOTALS	143	\$3,624,600	464	\$1,344,518	198	\$4,332,400	284	\$370,044	\$467,497	\$10,139,059
Stallion Owner's Awards										\$75,000
County Fair Purses Total										\$175,000
2021 TOTAL OF PROGRAM										\$10,389,059

These figures reflect only those purses or awards that were earned by Illinois Conceived and Foaled or Illinois Foaled thoroughbreds properly registered with the Department of Agriculture. The Breeders' Awards are provided by the IL Thoroughbred Breeders and Owners Foundation.

**ILLINOIS DEPARTMENT OF AGRICULTURE
HORSE RACING PROGRAM
ILLINOIS STANDARD BRED BREEDERS FUND
2021 PURSES AND AWARDS PAID**

TRACK/ASSOCIATION	STAKES AND LATE CLOSERS		OVERNIGHT RACES	PURSES	BREEDERS' AWARDS	OWNERS/ BONUS AWARDS	TOTAL PURSES AND BREEDERS' AWARDS
	RACES	PURSES					
HAWTHORNE RACE COURSE							
Suburban Downs	59	\$1,099,550	7	\$26,400	\$132,323	\$103,513	\$1,361,786
ILLINOIS STATE FAIR							
Dept. of Agriculture	27	\$396,000	18	\$54,000	\$1,173		\$451,173
DUQUOIN STATE FAIR							
Dept. of Agriculture	21	\$328,000	6	\$20,500	\$260		\$348,760
<i>ILLINOIS TOP LINE</i>	5	\$25,000					\$25,000
PARI-MUTUEL TOTALS	112	\$1,848,550	31	\$100,900	\$133,756	\$103,513	\$2,186,719
NON-PARI-MUTUEL RACING							
SPRING PREVIEW SPINGFLIED 2YO	10	\$20,000					\$20,000
<i>SPRING PREVIEW SPINGFLIED 3YO</i>	15	\$30,000					\$30,000
FALL REVIEW	14	\$49,995					\$49,995
NON-PARI-MUTUEL TOTALS	39	\$99,995					\$99,995
ILLINOIS CONCEIVED AND FOALED BONUS PROGRAMS							
Illinois Topline 2 & Up	21	\$43,500					\$43,500
2021 GRAND TOTALS	172	\$1,992,045	31	\$100,900	\$133,756	\$103,513	\$2,330,214

These 2021 figures are only for events restricted to Illinois Conceived and Foaled (ICF) horses that are properly registered with the Department of Agriculture, and do not include purses won by ICF horses in open competition.

This page intentionally left blank