



ILLINOIS RACING BOARD 2024 ANNUAL REPORT

**JB PRITZKER
GOVERNOR**



Illinois Racing Board
Annual Report to the Governor
Calendar Year 2024

Illinois Racing Board
555 W. Monroe
Suite 1700 South
Chicago, Illinois 60661

Daniel Beiser, Chairman
Domenic DiCera, Executive Director

Submitted on or before March 1, 2025, pursuant to the
Illinois Horse Racing Act of 1975

This document is also available online at
www.illinois.gov/irb

Photo credits: Four Footed Photography

Report contribution, Statistical Compilation, Analysis and design:
Michael Belmonte, Vitto Ezeji-Okoye, Bob Denneen, Lindsay Evans
and
Domenic DiCera

555 W. MONROE ST.
STE 1700 S
CHICAGO, IL 60661



TEL: 312-814-2600
TDD: 312-814-5039
FAX: 312-814-5062

ILLINOIS RACING BOARD

March 1, 2025

The Honorable JB Pritzker
Governor of the State of Illinois
207 State House
Springfield, IL 62706

Dear Governor Pritzker:

On behalf of the Chairman, Commissioners, and staff, I am pleased to submit the Illinois Racing Board's 2024 annual report in accordance with Section 14(d) of the Illinois Horse Racing Act of 1975.

Respectfully submitted,

A handwritten signature in blue ink that reads "Domenic DiCera".

Domenic DiCera
Executive Director

Office Of The Governor

FEB 24 2025




Illinois Racing Board Commissioners



Chairman
Daniel Beiser -Madison- 2026



Heriberto 'Eddie' Arroyo
DuPage - 2026



Leslie H. Breuer Jr.
Madison - 2028



Marc Laino
Cook - 2026



Alyssa Ali-Murphy
McHenry - 2028



Benjamin Reyes
Cook - 2030



Patricia Saccone
Cook - 2030



Michael Schmidt
Cook - 2026



Julie Ullrich
Cook - 2030



Domenic DiCera
Executive Director

Executive Staff

Michael Belmonte
Director of Mutuels

•

Vitto Ezeji-Okoye
Chief Fiscal Officer

•

Melissa Glidden
Licensing Manager

•

Bob Denneen
Projects Manager

•

Jim Hannon
Field Operations Manager



Lindsay Evans
General Counsel

TABLE OF CONTENTS

<i>Introduction</i>	<i>1-2</i>
<i>Federal Regulatory Changes</i>	<i>3</i>
<i>Legislative Intent</i>	<i>4</i>
<i>Commissioners, Staff. Racing Regulation</i>	<i>5-6</i>
<i>BEP Annual Report</i>	<i>7-10</i>
<i>Laboratory</i>	<i>11</i>
<i>Locations and Websites of Racetracks, OTBs, and ADWs</i>	<i>12</i>
<i>Licensing</i>	<i>13</i>
<i>Racing Dates Awarded</i>	<i>14</i>
<i>Sources and Allocation of Revenue</i>	<i>15</i>
<i>Cash Disbursements</i>	<i>16</i>
<i>Summary of Surcharges and Taxes</i>	<i>17</i>
<i>Source of Handle</i>	<i>18</i>
<i>Wagering on Horse Racing</i>	<i>19</i>
<i>Comparison of Handles</i>	<i>20</i>
<i>OTB and Intertrack Handles</i>	<i>21</i>
<i>Summary of OTB Surcharges</i>	<i>22</i>
<i>Advance Deposit Wagering (ADW)</i>	<i>23</i>
<i>Commingled Handle vs. Simulcast Handle</i>	<i>24</i>
<i>Purse Recapture</i>	<i>25</i>
<i>Illinois Handles</i>	<i>26</i>
<i>Illinois Purses and Out-of-State Handle</i>	<i>27</i>
<i>Race Track Details</i>	
<i>Fairmount Park & Hawthorne Race Course</i>	<i>28</i>
<i>Suburban Downs and State Fairs</i>	<i>29</i>
<i>Breeders Funds</i>	
<i>Thoroughbred and Quarter Horse</i>	<i>30</i>
<i>Standardbred</i>	<i>31</i>



INTRODUCTION

The Illinois Racing Board (IRB) was created in 1933 and its legal mandate is defined in the Illinois Horse Racing Act of 1975. The jurisdiction, supervision, powers, and duties of the Illinois Racing Board shall extend under the Act to every person who holds or conducts any race meeting within the State of Illinois where horse racing is permitted for any stake, purse, or reward. The mission of the Illinois Racing Board is to regulate horse racing through the enforcement of the Act and its rules and regulations, and to ensure the honesty and integrity of Illinois racing and wagering. The goals of the Board are to advance a regulatory environment that benefits the equine industry and to ensure that the public has confidence in the integrity of pari-mutuel horse racing. The Board performs its responsibilities in strict compliance with state laws.

The Illinois Racing Board consists of up to 11 board members appointed by the Governor. All newly appointed commissioners must be approved by the Illinois State Senate. Currently, the Racing Board consists of 9 Commissioners. This year the Governor reappointed Benjamin Reyes and Patricia Saccone with terms to July 2030.

The regulatory body for the horse racing industry in Illinois, the Racing Board, has a commitment to the men and women that make racing possible. Section 31.1 of the Illinois Horse Racing Act requires the Board to award charitable grants to non-profit organizations that provide medical and family counseling and similar services to persons who reside or work on the backstretch at Illinois racetracks. In 2024, the Board approved Racing Industry Charitable Foundation (RICF) as the grant recipient. This decision, by the Board, ensures that RICH will continue to receive state funding to provide medical services to an underserved population in our state.

As part of its mandate under the Horse Racing Act of 1975, the Racing Board awards race dates for live

racing in the state of Illinois during each calendar year. Any person desiring to conduct a horse race meeting may apply to the Board for an organization license. Applications are considered by the Board each September at the annual Dates Hearing.

In 2024, Fairmount Park conducted 60 live thoroughbred race days and Hawthorne Race Course 60 live thoroughbred race days while Suburban Downs ran 42 live standardbred days.

On Thursday, September 19, 2024, the Illinois Racing Board met to consider three applications for 2025 race dates. After hearing from the applicants and associated interested parties, the Racing Board awarded 55 live race dates to Fairmount Park in Collinsville, 80 to Hawthorne Race Course in Stickney, and 40 days to Suburban Downs in Stickney. Additionally, the Department of Agriculture is expected to request 8 live race dates at the state fairs in Springfield and DuQuoin.

As part of our mission to grow racing in Illinois, the Racing Board worked with the Governor's Office of Management and Budget to allocate \$3.2 Million dollars from the Horse Racing Fund to support the racing industry in Illinois. After the General Assembly approved the 2025 operating budget, \$3.2 million dollars was transferred into the purse equity fund. This money will ensure that purses in Illinois remain competitive with the rest of the industry and will strengthen Illinois horse racing by attracting stronger fields at our state's race tracks.

Additionally, on March 21, 2024, the Illinois Racing Board unanimously approved a disbursement of \$1,075,171 to Hawthorne Race Course and a disbursement of \$324,829 to Fairmount Park, from the funds allocated in the Board's 2024 budget, to offset the costs incurred by Illinois Organization Licensees and the respective horsemen organizations for implementing the federal HISA program



At the September 19, 2024 Board meeting, the Board approved the substantial change in ownership of Fairmount Park Inc. to Accel Entertainment, Inc, a publicly traded company. In December, Accel Entertainment completed its acquisition of Fairmount Holdings, the owner of FanDuel Sportsbook and Racetrack in Collinsville, for \$35 million. Accel intends to develop new casino facilities while revitalizing the racetrack's operations. The phased investment, ranging from \$85 million to \$95 million, is expected to enhance the horse racing and gaming experience for visitors.

The Board added another Advanced Deposit Wagering license in 2024 raising the total to seven. The increase will lead to additional exposure for Illinois tracks and horseman.



Wagering on thoroughbred horse racing in the United States dropped 3.35% in 2024 to \$11,265,210,514, according to figures published Jan. 3, 2025, by Equibase.

Reductions in pari-mutuel wagering can be attributed to numerous factors, with increased competition from sports gambling often cited as one. Some conventional horseplayers claim to have decreased betting or stopped due to the pari-mutuel

involvement of computer-assisted wagering groups, which have tote access to wagering pools and receive rebates for their high-handle bets. Their last-moment wagers, plus closing bets from retail customers, can cause dramatic odds changes.

Purses, in many states boosted by gaming, led to a 0.49% annual increase in overall purses to reach \$1,312,188,858. These were spread out of 3,787 race dates, a 2.37% reduction, and over 30,852 races, down 2.82%. Average purses per race day climbed 2.93% to \$346,498.

In 2024, Illinois thoroughbred racing experienced a 3.15% increase in overall purses, reaching \$19,485,376. However, this was spread across fewer race dates (120, a 4.7% decrease) and races (921, a 5.7% decrease). Despite this, the average purse per race day rose by 8.3% to \$162,378.



Illinois harness racing realized a more significant increase, with purses rising by 20% to reach \$8,082,772.

FEDERAL REGULATORY CHANGES (HISA/HIWU)

At the end of 2020, Congress passed the Horseracing Integrity and Safety Act. The new federal law is designed to create a uniform national standard for thoroughbred racing. Federal recognition and enforcement power was given to several agencies including a new independent Horseracing Integrity and Safety Authority (HISA). The intent of the law is to standardize racetrack safety as well as anti-doping and medication control and horse welfare nationwide.

HISA's Racetrack Safety Program rolled out first with an effective date of July 1, 2022. HISA's Anti-Doping and Medication Control program (ADMC) covers only thoroughbred racing and is overseen and implemented by an independent Non-Government Organization (NGO) entitled the Horseracing Integrity & Welfare Unit (HIWU). The ADMC program became fully effective on May 22, 2023.

As of February 2025, there remains pending federal litigation challenging the constitutionality of the Horseracing Integrity and Safety Act. The litigation has resulted in an appellate circuit split on whether HISA is constitutional. The industry expects that the appellate circuit split may be addressed by the Supreme Court of the United States in 2025.

Throughout the ongoing and ever-changing process of implementing this new mandate, the IRB has actively monitored the Racetrack Safety Program and ADMC program requirements, adjusted staffing based on the roles of HISA, HIWU and

the IRB on any given day, and kept up to date on the effect of the federal litigation on Illinois thoroughbred racing. Additionally, we stand ready to resume any duties pre-empted by the federal authority should the outcome of the pending litigation require us to. We anticipate continued challenges, but with cooperation from the Illinois racing industry, the goal of better protecting the welfare of the horses and racing participants will be achieved.



LEGISLATIVE INTENT

The Illinois Horse Racing Act of 1975 is intended to benefit the people of the State of Illinois by assisting economic development and promoting Illinois tourism. The General Assembly finds and declares it to be the public policy of the State of Illinois to:

1. *Support and enhance Illinois' horse racing industry, which is a significant component within the agribusiness industry.* Sections 30 and 31 of the Act promote the breeding, buying, and racing of thoroughbred and standardbred horses in Illinois, preserving the agribusiness segment of the Illinois economy. Purse supplements, owner and breeders' awards are paid to owners and breeders of winning horses in certain races limited to Illinois conceived and foaled horses.
2. *Ensure that Illinois' horse racing industry remains competitive with neighboring states.* Through the rulemaking process, the Board creates new rules and amends existing rules to be more uniform, consistent, and competitive with other major racing jurisdictions. IRB staff members and industry representatives are continually working to update the administrative rules.
3. *Stimulate growth within Illinois' horseracing industry, thereby encouraging new investment and development to produce additional tax revenues and to create additional jobs.* The Board strives to foster an environment that creates jobs and generates important revenue to the State of Illinois by encouraging racetracks to make use of their vacant off-track wagering licenses.
4. *Promote the further growth of tourism.* To ensure that adequate funds are devoted to the marketing of horse racing, the Board requires that each applicant for licensure to operate a race meet submit a proposed advertising and promotional budget during the licensing process.
5. *Encourage the breeding of thoroughbred and standardbred horses in this State.* Pursuant to the Act, breeders' awards have been established to promote the breeding of thoroughbreds, standardbreds, and quarter horses by Illinois residents.
6. *Ensure that public confidence and trust in the credibility and integrity of racing operations and the regulatory process is maintained.* Public confidence is essential to a vital horse racing industry. The licensing of all persons participating in pari-mutuel racing and the testing of post-race equine samples are necessary components of the Board's regulatory program. Urine and blood samples are obtained post-race from the winner of every race, the horses finishing second and third in stakes races, and from any other horses selected by the stewards based on current and past performance.

COMMISSIONERS, ADMINISTRATIVE STAFF and RACING REGULATION

Section 4 of the Illinois Horse Racing Act states that “the Board shall consist of 11 members to be appointed by the Governor with the advice and consent of the Senate, not more than 6 of whom shall be of the same political party, and one of whom shall be designated by the Governor to be Chairman.” As of March 1, 2025, two seats on the Board are vacant.

<u>Commissioners</u>	<u>Term Expires</u>	<u>Commissioners</u>	<u>Term Expires</u>
Dan Beiser, Chairman	07/01/2026	Marc Laino	07/01/2026
Alyssa Ali-Murphy	07/01/2028	Benjamin Reyes	07/01/2030
Heriberto “Eddie” Arroyo	07/01/2026	Patricia Saccone	07/01/2030
Leslie Breuer	07/01/2028	Michael Schmidt	07/01/2026
		Julie Ulrich	07/1/2030

Executive Staff

Domenic DiCera	Executive Director
Lindsay Evans	General Counsel
Michael Belmonte	Director of Pari-Mutuel Wagering
Vitto Ezeji-Okoye	Chief Fiscal Officer
Bob Denneen	Projects Manager
Jackie Clisham	Director of Operations
Jim Hannon	Field Operations Manager
Melissa Glidden	Licensing Manager

Illinois currently has two pari-mutuel racetracks (three organization licensees) in operation. Fairmount Park, which opened in 1925 and is in Collinsville, hosts thoroughbred racing, and did conduct harness racing up until 1999. Hawthorne Race Course, located in Stickney, conducts thoroughbred racing and is the oldest continually run family-owned racetrack in North America, and Suburban Downs at Hawthorne, conducts harness racing. Pari-mutuel harness racing also takes place at the Illinois State Fair in Springfield and the DuQuoin State Fair.

Pari-mutuel wagers can be placed at each of the racetracks, the fifteen off-track betting parlors owned and operated by the racetracks, as well as through advance deposit wagering (ADW). ADW is a method of pari-mutuel wagering placed on an electronic device in which an individual may establish an account, deposit money into the account, and use the account balance to pay for pari-mutuel wagering authorized under the Act.

The Board has a full-time staff of employees charged with conducting its daily functions. In addition to these full-time employees, the Board employs per-diem employees. Many of these part-time and seasonal employees only work on days when racing is conducted.

The IRB employs racing officials to represent the Board at the various racetracks (e.g., stewards and horse identifiers). In addition, the Board approves the following racing officials which are employed by the racetracks: General Manager, Association Steward, Racing Secretary, Assistant Racing Secretary, Paddock Judge, Patrol Judge, Placing Judge, Starter, Clerks of Scales, Track Veterinarian, Mutuel Manager, Director of Security, Track Superintendent, Outrider, Program Director, and Timer.

All persons participating in pari-mutuel racing under the jurisdiction of the IRB are required to be licensed. Each prospective licensee is fingerprinted. The Board may in its discretion deny a license to any person who has been convicted of a crime, who is unqualified to perform the duties required of the applicant, who fails to disclose or states falsely any information in the application, who has been found guilty of a violation

of the Act or the rules, or whose license has been suspended, revoked, or denied in another jurisdiction. A license is valid for the calendar year in which it is issued (all licenses expire on December 31) unless suspended or revoked under administrative regulations promulgated by the Board. The licensing department maintains an office located at the central office in Chicago and is present at all pari-mutuel racetracks prior to and during the opening of live race meetings to process license applications and collect fees.



Stewards exercise immediate supervision, control, and regulation of live racing at each licensed race meeting on behalf of the IRB. The powers of the stewards include authority over all horses and all persons, licensed or unlicensed, on association grounds during each race meeting as to all matters relating to racing. The stewards conduct hearings and issue determinations of all questions, disputes, protests, complaints, or objections concerning racing which arise during a race meeting and are responsible for issuing decisions or

rulings pertaining to racing. As a matter of course, the stewards review the films of each race before the results are posted “official.” The State Stewards are employees of the Board, and the Association Stewards are employees of each racing association.



State Veterinarians supervise the operations of the test barn, the collection of urine and blood samples for testing, preparation and documentation of the biologic samples that are transported to the laboratory, and administration of race day furosemide injections by IRB approved veterinarians. The State Veterinarians also oversee all regulatory veterinary activities associated with live racing: pre-race examinations; race-day furosemide administrations; on-track monitoring of horse

health and soundness; triage of racing injuries; and management of the veterinarians’ list of horses determined to be ineligible to race for medical reasons. The State Veterinarians are employees of the Board, and the Association Veterinarians are employees of each racing association.



IRB security personnel conduct investigations to determine the fitness of applicants for licensing, perform drug and alcohol testing on licensees pursuant to the administrative rules, collaborate with racetrack security, work with other racing

jurisdictions to monitor licensee activity, and conduct investigations into alleged violations of the Act and administrative rules.

To ensure integrity and for the protection of the public, the Board regulates all pari-mutuel wagering, monitors pari-mutuel handle and takeout, and ensures the proper allocation and distribution of revenue generated by pari-mutuel wagering.

Business Enterprise Program Annual Report 2024
Organization or Inter-Track Wagering Licensee
Business Enterprise Program
for Minorities, Females, and Persons with Disabilities

The Illinois Racing Board (Board) promotes and encourages the Illinois organization and inter-track wagering licensees to procure goods and services from businesses owned by minorities, females, and persons with disabilities.

In this section you will find the Illinois Racing Board's 2024 Business Enterprise Program Annual Report, which shows the amount of dollars licensees (racetrack owners) have spent with BEP vendors and the percentage of BEP spending in relation to total expenditures.

Reporting Basis

Section 12.2 (b) of the Illinois Horse Racing Act requires that the Board shall, by rule, establish goals for the award of contracts by each organization licensee or inter-track wagering licensee to businesses owned by minorities, women, and persons with disabilities, expressed as percentages of an organization licensee's or inter-track wagering licensee's total dollar amount of contracts awarded during each calendar year. Each organization licensee or inter-track wagering licensee must make every effort to meet the goals established by the Board pursuant to this Section.

For calendar year 2024, similar to the Business Enterprise for Minorities, Females, and Persons with Disabilities Act (30 ILCS 575/4), the Illinois Racing Board recommended the following contracting goals for each organization licensee:

Minority owned businesses – 11%;
Female owned businesses – 7%; and
Businesses owned by persons with disabilities – 2%

Additionally, the Act states that the Board shall file, no later than March 1 of each year, an annual report that shall detail the level of achievement toward the goals specified in this Section.

Organization Licensee Requirements

The Illinois Racing Board continues to make a concerted effort to update our procedures to ensure that the Organization Licensees are aware of the Business Enterprise Program contracting goals, are receiving the support they need from IRB staff in order to achieve these goals and are able to easily report their compliance toward their goals to the IRB. This year IRB staff reached out to all Licensees to outline the reporting requirements.



These requirements include:

- a) By November 1 of each calendar year, each organization licensee shall submit to the Board proposed contracting goals for the coming calendar year for minority owned businesses, female owned businesses and businesses owned by persons with disabilities.
- b) By January 31 of each year, each organization licensee shall file with the Board an annual report required pursuant to Section 12.2(c) of the Act. The annual report shall consist of:
 - The total number of contracts awarded and the average contract amount.
 - A detailed list of contracts awarded to MBE/WBE/DBE businesses.
 - A detailed description of overall goal achievement concerning purchases from MBE, WBE, and businesses owned by persons with disabilities over the 3 most recent fiscal years, a summary detailing expenditure subject to the goals, the actual goals specified, and the goals attained by each organization licensee or inter-track wagering licensee.

Over the course of the past three years, while the organization licensees have not been able to achieve the goals of 11% MBE, 7% WBE, & 2% DBE set by the Illinois Racing Board, Illinois did see approximately a 15% increase in total BEP spending in the racing industry during 2024. Throughout the past year, the Racing Board has worked closely with our organization licensees to develop a plan to reach the approved goals. We have communication channels to ensure that licensees have access to the State of Illinois list of approved BEP vendors and give guidance on how to help local companies register with the State. The IRB created a new reporting structure for licensees to help them keep track of their BEP outreach and contracting goals. For the organization licensees' annual report due January 31, 2025, the IRB created the Organization Licensee BEP Report form to assist the licensees in providing all the necessary information regarding their BEP goal performance to the IRB.



Analysis

The percentages reported below for calendar year 2024 were based on total actual spending and do not reflect any reduction for exempt expenditures allowed under Section 12.2 (b). Total spending for 2024 was \$3,461,642 with \$871,320 (25.1%) for total expenditures with BEP companies (0.08% MBE, 17.1% WBE and 0.0% DBE). Two of the BEP companies, that have contracted with organization licensees in 2024, also have other state procurement contracts.

2024 ACTUAL (calendar year)	MBE	WBE	DBE	TOTAL MBE/WBE/DBE	TOTAL SPENDING
FAIRMOUNT PARK, INC.	\$0 0.0%	\$197,468 23%	\$0 0.0%	\$197,468 23%	\$859,510
HAWTHORNE RACE COURSE, INC. AND SUBURBAN DOWNS, INC.	\$277,410 10.6%	\$396,442 15.2%	\$0 0.0%	\$673,852 25.9%	\$2,602,132
TOTAL	\$277,410 0.08%	\$593,910 17.1%	\$0 0.0%	\$871,320 25.1%	\$3,461,642

MBE (minority owned business)

WBE (women owned business)

DBE (business owned by person with disability)

2024 Actual Number of Contracts Awarded (calendar year)	MBE	WBE	DBE	Total MBE/WBE/DBE Contracts	Total certified under Illinois BEP
FAIRMOUNT PARK, INC.	0	58	0	58	2
HAWTHORNE RACE COURSE, INC. AND SUBURBAN DOWNS, INC.	3	5	0	8	4
TOTAL	3	63	0	66	6

MBE (minority owned business)

WBE (women owned business)

DBE (business owned by person with disability)

Outlook for 2025

The Board established the following goals for calendar year 2025 (identical to the Illinois Business Enterprise Program total minority business goal of 20%): 11% for minority owned business (MBE); 7% for female owned business (WBE); and 2% for businesses owned by persons with disabilities (DBE) for a total goal of 20% of non-exempt expenditures, as provided in 230 ILCS 5/12.2, for each organization or inter-track wagering licensee.

In 2024, IRB staff began to modernize our monitoring efforts for Business Enterprise Program contracting goals and we will be working with our 2025 Organization Licensees to further enhance their abilities to reach our 2025 goals by:

- Encouraging racetracks to post upcoming contracts available for bidding and/or opportunities for service on their website and on local community job websites.
- Providing links on the IRB website that will direct small business owners to racetrack web pages that contain their list of contracting opportunities.
- Requiring racetracks to quarterly report in detail their "good faith efforts" to meet the contracting goals through targeted outreach to BEP certified vendors and implement a process to justify contract goal exemptions, modifications, and waivers.
- Helping licensees identify current vendors in use who are diversity suppliers.
- Encouraging licensees to work with the Illinois Black Chamber of Commerce, Illinois Hispanic Chamber of Commerce, and other local Chambers of Commerce to ensure that contracting opportunities are widely publicized.
- Establishing remedies for failure to meet IRB goals and policies that could include civil penalties.



Laboratory

Over the past year the UIC-FTL has conducted one of the most comprehensive equine drug testing programs in the country. The laboratory continues to adjust the blood screening method to encompass more compounds as well as reduce testing times by LC-MS-MS analysis. This is beneficial since more compounds require screening and quantification per IRB rules. The AFTL began using an LC-MS QTOF for screening, greatly increasing the number of compounds being screened as well as reducing turnaround time. Additionally, the laboratory continues to use Headspace GC-MS for the quantitation of total carbon dioxide in plasma, a method that the lab developed in-house and is quickly becoming the industry standard. The laboratory co-authored a journal article in a peer-reviewed paper this year covering a multi-lab cross-validation study using the new tCO2 method.

The laboratory continues to assist the track stewards and security personnel in investigating possible doping violations that employ methods designed to circumvent our standard testing procedures. The laboratory also investigates and reports on special items such as syringes, drug vials and other contraband that are collected or seized at the racetracks.

The laboratory went through an ISO on-site audit in 2024 with no major deficiencies and received full ISO 17025 re-accreditation.

2024 LABORATORY TEST SAMPLES

The numbers reflect harness samples collected and tested by the IRB as Horseracing Integrity Welfare Unit (HIWU) oversees thoroughbred testing in Illinois.

Post Race Urine Test Samples
Post Race Blood Test Samples
Total Post Race Test Samples

Pre-race blood Samples
Prohibited Drug Positives
Overage Violations
Lasix Overage Violations
tCO2 Overage Violations

Harness

545
569
1114

122
2
2
0
0

Prohibited Drug Positives 2015 – 2024

	2015	2016	2017	2018	2019	2020	2021	2022	2023	2024
Thoroughbred	22	26	2	5	3	3	1	0	2	2
Harness	<u>33</u>	<u>11</u>	4	<u>1</u>	<u>1</u>	2	<u>0</u>	<u>1</u>	2	2
Total	55	37	6	6	4	5	1	1	4	4

RACETRACKS

		PHONE	ADDRESS
Fairmount Park	www.fairmountpark.com	618-345-4300	9301 Collinsville Road, Collinsville, IL 62234
Hawthorne Race Course	www.hawthorneracecourse.com	708-780-3700	3501 S. Laramie, Cicero, IL 60804

OTB's

Alton	Time Out OTB	618-465-1006	315 Belle Street, Alton, IL 62002
Crestwood	Crestwood OTB	708-489-4700	13148 Rivercrest Drive, Crestwood, IL 60445
Evergreen Park	Evergreen Park OTB	708-400-7226	2517 W 95th Street, Evergreen Park, IL 60805
Hoffman Estates	Trackside at the Saddle Room	847-645-7501	2559 Pratum Avenue, Hoffman Estates, IL 60192
Joliet	Black Eyed Susan	815-744-6500	2200 Jefferson Street, Joliet, IL 60435
Lansing	Black Eyed Susan	630-783-8253	17030 Torrence Ave, Lansing, IL 60438
McHenry	Salerno's Pizzeria and R Bar	779-545-2272	631 Ridgeway Dr. McHenry, IL 60650
Mokena	Stoney Point Grill	708-478-1670	19031 Old LaGrange Road, Mokena, IL 60448
North Aurora	The Turf Room	630-906-9300	650 Randall Crossings, North Aurora, IL 60542
Oakbrook Terrace	Oakbrook Terrace OTB	630-627-8238	17W648 22nd Street, Oakbrook Terrace, IL 60181
Prospect Heights	Players Pub & Grill	847-693-7323	1250 South River Road, Prospect Heights, IL 60070
Rockford	Don Carter Lanes	815-398-2300	4007 E. State Street, Rockford, IL 61108
Sauget	Route 3 OTB	618-274-6468	2400 Mississippi Avenue, Sauget, IL 62201
Springfield	Capital Teletrack	217-546-2111	1766 Wabash Avenue, Springfield, IL 62704
Villa Park	Trackside at Crazy Pour	630-758-0099	105 E. North Ave, Villa Park, IL 60181

ADW's (Advance Deposit Wagering)

Offtrackbetting	www.offtrackbetting.com	855-941-1010
AmWager	www.amwager.com	877-767-4447
Club Hawthorne	www.clubhawthorne.com	708-780-3700
NYRA Bets	www.nyrabets.com	844-697-2238
TVG	www.tvg.com	888-752-9884
Twin Spires	www.twinspires.com	877-774-7371
Xpressbet	www.xpressbet.com	866-889-7737

**ORGANIZATIONS**

Illinois Racing Board	www.illinois.gov/irb	312-814-2600	555 W. Monroe #1700S, Chicago IL 60661
ITHA	www.itharacing.com	847-577-6464	7301 W. 25th St. #321, North Riverside, IL 60546
IHHA	www.harnessillinois.com	630-323-0808	15 Spinning Wheel Road #432, Hinsdale, IL 60521
ILHBPA	www.ilhbpa.com	618-345-7724	9301 Collinsville Road, Collinsville, IL 62234
ITBOF-Hawthorne Office	www.itbof.net	847-253-1136	P.O. Box 7, Lyons, IL 60534

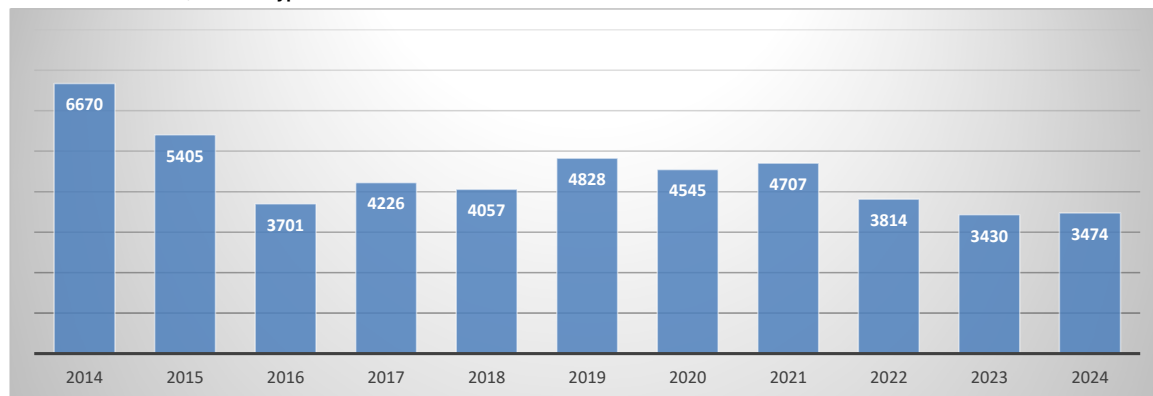
LICENSING

Pursuant to Section 15 of the Illinois Horse Racing Act of 1975 (230 ILCS 5/15), all persons participating in pari-mutuel racing under the jurisdiction of the Board are required to be licensed.

The Board issued the following licenses during license year 2024

LICENSE TYPE	HARNESS	Thoroughbred	HARNESS T-BRED	TOTAL	'24 vs'23 +/- %
Authorized Agent	2	35		37	42%
Apprentice Jockey		4		4	-33%
Assistant Trainer	3	69		72	18%
Blacksmith		11		11	-39%
Claiming		11		11	83%
Driver	22			22	-12%
Driver-Trainer	15			15	-25%
Driver-Trainer-Owner	86			86	-8%
Estate/Trust	1	2		3	100%
Exercise Person		92		92	1%
Foreman		12		12	0%
Groom	91	291		382	-7%
Horsemen's Association		7			100%
Hot Walker		157		157	-2%
Inter-track Employee			13	13	-71%
Jockey Agent		13		13	0%
Jockey		78		78	28%
Owner	537	1039		1576	5%
Owner-Driver	9			9	50%
Owner Asst. Trainer		16		16	-20%
Owner-Trainer	71	113		184	-6%
Pony Person		27		27	4%
Racing Official	21	47		68	6%
Race Track Employee	1	68	6	75	-26%
Totalizator Employee			9	9	0%
Trainer	22	64		86	18%
Veterinarian	4	7		11	10%
Veterinarian Asst.	1	5		6	-14%
Vendor	1	18		19	-24%
Vendor Helper	3	9		12	-20%
Stables	90	271		361	10%
TOTAL LICENSES '24	980	2,466	28	3,474	1%
TOTAL LICENSES '23	971	2,397	62	3,430	
TOTAL REVENUES '24	\$24,500	\$61,650	\$700	\$86,850	1%

Note: License fee is \$25 for all types



RACING DATES AWARDED IN 2024 & 2025

THOROUGHBRED

2024

2025

HAWTHORNE RACE COURSE

78 Live Days (60 raced)

80 Live Days

Hawthorne Race Course, Inc.

March 23 - June 1
2 days/week
June 2 - October 13
2 days/week

March 20 - July 31
2 days/week
August 1 - November 3
3 days/week

FAIRMOUNT PARK

62 Live Days (60 Raced)

55 Live Days

Fairmount Park, Inc.

April 16 - November 2
2 days/week

April 22 - October 28
2 days/week

STANDARD BRED

2024

2025

HAWTHORNE RACE COURSE

46 Live Days (42 Raced)

40 Live Days

Suburban Downs, Inc.

January 1 - February 12
2 nights/week
October 1 - December 29
3 nights/week

January 1 - February 23
2 nights/week
November 7 - December 28
2 nights/week

STATE FAIRS

8 Live Days (7 Raced)

8* Live Days

Illinois State Fair (Springfield)

August 8, 9, 10 and 14th

August 7, 8, 9, 13 and 14th

DuQuoin State Fair

August 26, 27 and 28th

August 25, 26 and 27th

* Anticipated

ILLINOIS RACING BOARD
STATEMENT OF SOURCE AND ALLOCATION OF REVENUE
FOR THE 2024 RACING YEAR

SOURCE OF REVENUE:

Application and License Fees of Racing Associations	\$	50,400
Admission Taxes	\$	46,962
Pari-mutuel Tax (Tracks and OTBs)	\$	2,410,326
Pari-mutuel Tax Credit Used	\$	(703,641)
Advanced Deposit Wagering (ADW) Pari-Mutuel Tax (1.75% of Handle)	\$	5,298,293
.2% Surcharge for Racing Board (includes \$100,000 to Quarter Horse Purse Fund)	\$	735,106
Licensing of Racing Personnel	\$	86,850
Fingerprint Fees	\$	13,475
Photo Fees	\$	205
Horsemen's Fines	\$	36,576
Miscellaneous Sources	\$	-
TOTAL STATE REVENUES RECEIVED	\$	7,974,553
2% of OTB Handle to City and County	\$	2,480,225
OTB Admission Tax to City of Chicago	\$	-
OTB Admission Tax to Cook County	\$	10,859
On Track City Admission Tax	\$	31,308
Intertrack Surcharge to County (20 %)	\$	25,246
TOTAL LOCAL GOVERNMENT REVENUES RECEIVED	\$	2,547,638
TOTAL REVENUES	\$	10,522,190

ALLOCATION OF REVENUE:

Horse Racing Fund	\$	7,092,106
Quarterhorse Breeders' Fund	\$	12,072
Quarterhorse Purse Fund (from IRB .2% Surcharge)	\$	100,000
Standardbred Purse Fund (.25% Tax of ADW Handle)	\$	756,899
Fingerprinting (State Police and Vendor)	\$	13,475
TOTAL STATE REVENUES ALLOCATED	\$	7,974,553
To Cities	\$	1,271,420
To Counties	\$	1,276,218
TOTAL LOCAL GOVERNMENT REVENUES ALLOCATED	\$	2,547,638
TOTAL REVENUES ALLOCATED	\$	10,522,190

ILLINOIS RACING BOARD
STATEMENT OF CASH DISBURSEMENTS
FOR 2024

	GENERAL ADMINISTRATION	SUPERVISION OF RACE MEETS & LABORATORY	TOTAL EXPENDITURES
Salary Expenses, including Retirement and Social Security	\$ 2,315,991	\$ 710,875	\$ 3,026,866
Professional Service Contracts	\$ -	\$ 87,633	\$ 87,633
Contractual Services:			
Freight, Repairs, Rentals, Postage, Professional Services, etc	\$ 188,749	\$ 14,828	\$ 203,577
Worker's Comp, Personal Service Fund and Statutory Transfers	\$ -	\$ 124,419	\$ 124,419
Travel Expenses	\$ 12,608	\$ 17,231	\$ 29,839
Commodities:			
Office Supplies, Repair Parts, etc.	\$ 1,367	\$ 259,660	\$ 261,027
Printing	\$ -	\$ -	\$ -
Equipment	\$ 743	\$ 7,050	\$ 7,793
EDP Processing	\$ 44,320	\$ 38,881	\$ 83,201
Telecommunications	\$ 39,924	\$ 29,358	\$ 69,282
Operating Auto Equipment	\$ 4,007	\$ -	\$ 4,007
Refunds	\$ 25	\$ -	\$ 25
Grants to Racing Industry		\$ 1,400,000	\$ 1,400,000
Laboratory Services	\$ -	\$ 140,110	\$ 140,110
Total 2024 Operating Expenses	\$ 2,607,735	\$ 2,830,045	\$ 5,437,780

OPERATING EXPENSES THROUGH THE YEARS

2024	\$5,437,780 **
2023	\$4,095,096
2022	\$4,529,047
2021	\$4,474,056
2020	\$3,890,602
2019	\$4,441,680
2018	\$4,970,474
2017	\$5,312,353
2016	\$5,224,432
2015	\$6,024,160
2010	\$6,589,471
2005	\$6,825,055
2000	\$7,059,863
1995	\$5,830,685

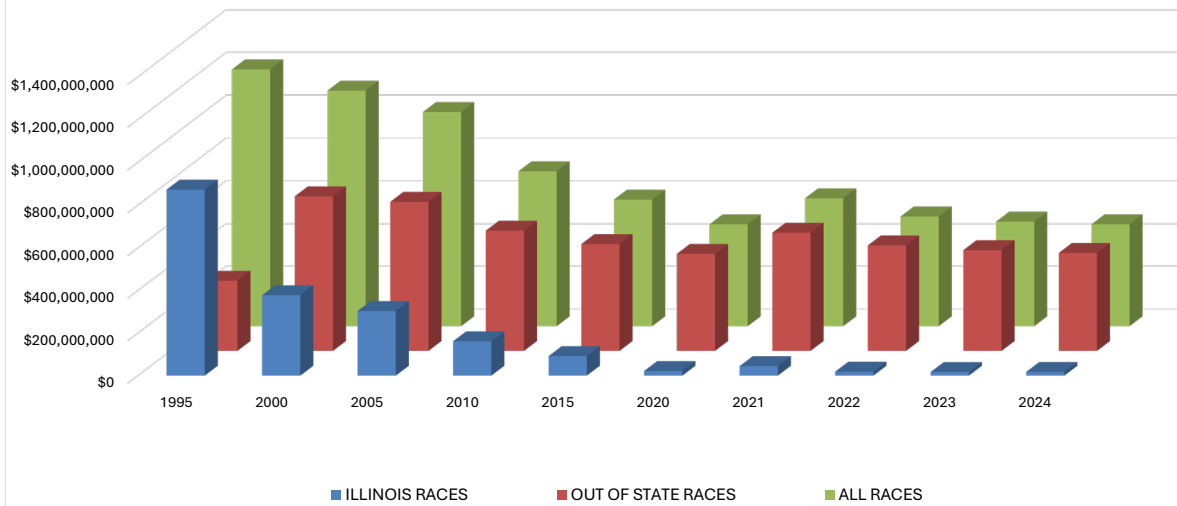
** INCLUDES \$1,400,000 GRANT TO THE RACING INDUSTRY

SUMMARY OF SURCHARGES AND TAXES IN 2024

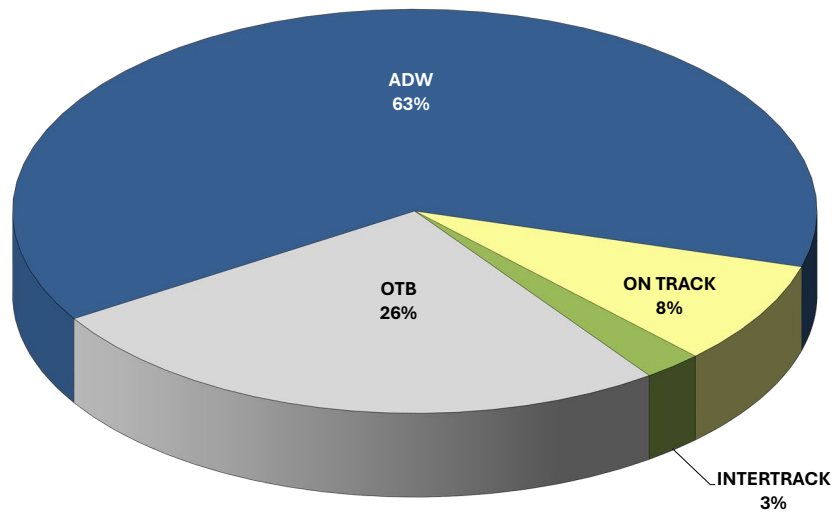
Surcharges	Tracks/OTBs	ADW	Total
Optional On Track 1%	\$37,686.57	\$0	\$37,686.57
Allocation: Racetrack Income			
Statutory Intertrack 1.5%	\$126,078.61	\$0	\$126,078.61
Allocation: 20% ITW County, 40% ITW, 40% ITW Purses			
Statutory OTB 2.5%	\$2,266,350.56	\$0	\$2,266,350.56
Allocation: Used to Pay 1% of Handle to each City and County			
Statutory .2%	\$257,067.50	\$478,038.81	\$735,106.31
Allocation: \$100,000 to Quarter Horse Purse Fund			
Remainder to Horse Racing Fund (Racing Board)			
Optional .5%	\$514,496.30	\$0	\$514,496.30
Allocation: Racetrack/ADW Income to be split evenly with Purses			
Statutory ADW .18%	\$0	\$430,227.93	\$430,227.93
Allocation: Standardbred Purse Accounts			
Total Surcharges	\$3,201,680	\$908,267	\$4,109,946

Taxes	Tracks/OTBs	ADW	Total
Statutory 1.5% Pari-Mutuel Tax (Fairmount Park/OTBs .75%)	\$2,410,326.28	\$4,541,394.38	\$6,951,720.66
<u>Less Statutory Tax Credit Used for Tracks and OTBs</u>	<u>-\$703,641.00</u>	<u>\$0</u>	<u>-\$703,641.00</u>
Net Pari-Mutuel Taxes Paid	\$1,706,685.28	\$4,541,394.38	\$6,248,079.66
Allocation: Horse Racing Fund (Racing Board)			
Statutory ADW .25%	\$0	\$756,899.06	\$756,899.06
Allocation: Standardbred Purse Fund			
Statutory 8.5% of Taxes on Quarter Horse Wagering	\$4,419.58	\$7,897.07	\$12,316.65
Allocation: Quarter Horse Breeders' Fund			
Statutory .15 Admission Tax at Tracks (Paid Admissions)	\$46,962.00	\$0	\$46,962.00
Allocation: Horse Racing Fund (Racing Board)			
Statutory \$1 Admission Tax at OTBs (Cook Co./Chicago)	\$10,859.00	\$0	\$10,859.00
Allocation: Local Governments - City and County			
Total Taxes	\$1,768,925.86	\$5,306,190.51	\$7,075,116.37

Illinois Handle 1995 - 2024



2024 Total Illinois Wagering by Source

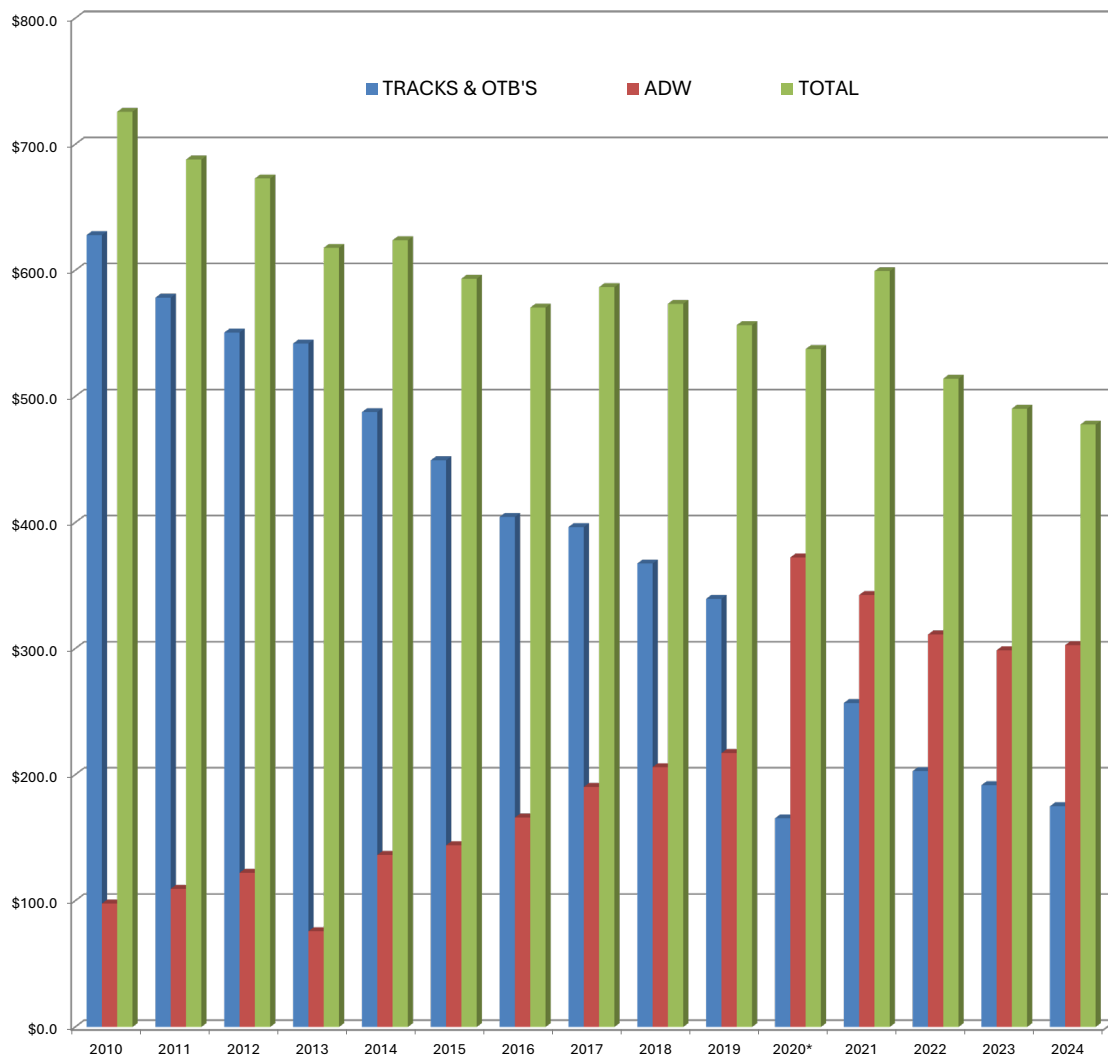


On Track Wager	A pari-mutuel wager placed at an Illinois race track facility on a Live race run at that facility or simulcast race which the track hosts.
Intertrack Wager	A pari-mutuel wager placed at an Illinois race track facility on a Live race at another Illinois facility or simulcast race which the track does not host.
OTB Wager	A pari-mutuel wager placed at an Off Track Betting Facility In Illinois on either a live or simulcast race.
ADW Wager	A pari-mutuel wager in which a resident of Illinois establishes an account, deposits money into the account, and uses the account balance to pay for pari-mutuel wagering via a digital device or over the internet.

HANDLE				
ON TRACK	INTERTRACK	OTB	ADW	TOTAL
\$39,553,698	\$11,371,247	\$124,011,236	\$302,759,625	\$477,695,807

ILLINOIS HANDLE
WAGERING ON HORSE RACING 2010 - 2024
(HANDLE IN MILLIONS)

YEAR	TRACKS & OTB'S	ADW	TOTAL	ADW as a % of TOTAL	TOTAL YR to YR	TRK & OTB YR to YR	ADW YR to YR
2010	\$ 628.00	\$ 97.80	\$ 725.80	13%	-1%	-12%	
2011	\$ 578.40	\$ 109.50	\$ 687.90	16%	-5%	-8%	12%
2012	\$ 550.70	\$ 122.20	\$ 672.90	18%	-2%	-5%	12%
2013	\$ 542.00	\$ 75.90	\$ 617.90	12%	-8%	-2%	-38%
2014	\$ 487.60	\$ 136.30	\$ 623.90	22%	1%	-10%	80%
2015	\$ 449.40	\$ 144.00	\$ 593.40	24%	-5%	-8%	6%
2016	\$ 404.50	\$ 166.00	\$ 570.50	29%	-4%	-10%	15%
2017	\$ 396.40	\$ 190.30	\$ 586.70	32%	3%	-2%	15%
2018	\$ 367.50	\$ 206.00	\$ 573.50	36%	-2%	-7%	8%
2019	\$ 339.50	\$ 217.10	\$ 556.60	39%	-3%	-8%	5%
2020*	\$ 165.40	\$ 372.30	\$ 537.60	69%	-3%	-51%	71%
2021	\$ 256.90	\$ 342.50	\$ 599.40	57%	11%	55%	-8%
2022	\$ 202.90	\$ 311.20	\$ 514.10	61%	-14%	-21%	-9%
2023	\$ 191.65	\$ 298.66	\$ 490.31	61%	-5%	-6%	-4%
2024	\$ 174.94	\$ 302.76	\$ 477.70	63%	-3%	-9%	1%



* Covid -19 Restrictions to facility caused shift in handle from Tracks and OTB's to ADW

2024 COMPARISON OF LOCATION HANDLES

LIVE ILLINOIS RACING AND SIMULCASTS

LIVE PRGMS	AMOUNT WAGERED	ON TRACK	ON TRACK %	INTER TRACK	INTER TRACK %	OFF TRACK	OFF TRACK %	ADW	ADW %
THOROUGHBRED MEETINGS									
60 Hawthorne Race Course	\$ 134,259,543	\$ 27,574,847	20.5%	\$ 9,431,344	7.0%	\$ 97,253,352	72.4%		
60 Fairmount Park	\$ 6,232,206	\$ 5,082,595	81.6%	\$ 450,259	7.2%	\$ 699,352	11.2%		
120 THOROUGHBRED TOTAL	\$ 140,491,749	\$ 32,657,443	23.2%	\$ 9,881,602	7.0%	\$ 97,952,704	69.7%		
HARNESS MEETINGS									
42 Suburban Downs at Hawthorne	\$ 34,111,430	\$ 6,626,822	19.4%	\$ 1,472,186	4.3%	\$ 26,012,422	76.3%		
5 Springfield State Fair	\$ 265,604	\$ 221,631	83.4%	\$ 12,356	4.7%	\$ 31,617	11.9%		
3 DuQuoin State Fair	\$ 67,399	\$ 47,802	70.9%	\$ 5,103	7.6%	\$ 14,494	21.5%		
50 HARNESS TOTAL	\$ 34,444,433	\$ 6,896,255	20.0%	\$ 1,489,645	4.3%	\$ 26,058,533	75.7%		
BRICK/MORTAR FACILITIES	\$ 174,936,182	\$ 39,553,698	22.6%	\$ 11,371,247	6.5%	\$ 124,011,237	70.9%		
ADVANCE DEPOSIT WAGERING	\$ 302,759,625							\$ 302,759,625	
170 TOTAL ALL RACING	\$ 477,695,807	\$ 39,553,698	8.3%	\$ 11,371,247	2.4%	\$ 124,011,237	26.0%	\$ 302,759,625	63.4%

LIVE ILLINOIS RACING ONLY

LIVE PRGMS	AMOUNT WAGERED	ON TRACK	ON TRACK %	INTER TRACK	INTER TRACK %	OFF TRACK	OFF TRACK %	ADW	ADW %
THOROUGHBRED MEETINGS									
60 Hawthorne Race Course	\$ 7,622,740	\$ 2,171,000	28.5%	\$ 170,345	2.2%	\$ 1,891,725	24.8%	\$ 3,389,670	44.5%
60 Fairmount Park	\$ 6,820,924	\$ 5,082,595	74.5%	\$ 80,753	1.2%	\$ 395,168	5.8%	\$ 1,262,408	18.5%
120 THOROUGHBRED TOTAL	\$ 14,443,664	\$ 7,253,595	50.2%	\$ 251,098	1.7%	\$ 2,286,893	15.8%	\$ 4,652,079	32.2%
HARNESS MEETINGS									
42 Suburban Downs at Hawthorne	\$ 2,538,199	\$ 514,114	20.3%	\$ 21,566	0.8%	\$ 707,680	27.9%	\$ 1,294,839	51.0%
5 Springfield State Fair	\$ 344,715	\$ 221,631	64.3%	\$ 12,356	3.6%	\$ 31,617	9.2%	\$ 79,111	22.9%
3 DuQuoin State Fair	\$ 117,847	\$ 47,802	40.6%	\$ 5,103	4.3%	\$ 14,494	12.3%	\$ 50,448	42.8%
50 HARNESS TOTAL	\$ 3,000,761	\$ 783,547	26.1%	\$ 39,025	1.3%	\$ 753,791	25.1%	\$ 1,424,398	47.5%
170 TOTAL ALL RACING	\$ 17,444,425	\$ 8,037,141	46.1%	\$ 290,123	1.7%	\$ 3,040,684	17.4%	\$ 6,076,477	34.8%

2024 OTB HANDLES

OFF TRACK BETTING LOCATIONS	LIVE ILLINOIS HANDLE	SIMULCAST HANDLE	TOTAL HANDLE	AVERAGE DAILY HANDLE
OAKBROOK TERRACE-Hawthorne	\$ 466,224	\$ 20,718,986	\$ 21,185,210	\$ 58,201
CRESTWOOD - Hawthorne	\$ 542,027	\$ 16,770,669	\$ 17,312,696	\$ 47,562
PROSPECT HEIGHTS - Hawthorne	\$ 418,293	\$ 16,299,690	\$ 16,717,983	\$ 45,929
VILLA PARK-Hawthorne	\$ 300,808	\$ 12,338,571	\$ 12,639,379	\$ 34,724
HOFFMAN ESTATES-Hawthorne	\$ 215,014	\$ 7,528,153	\$ 7,743,166	\$ 21,272
LANSING-Hawthorne	\$ 133,952	\$ 6,658,620	\$ 6,792,572	\$ 18,661
SAUGET - Fairmount	\$ 192,714	\$ 6,578,556	\$ 6,771,270	\$ 18,602
MOKENA - Hawthorne	\$ 162,555	\$ 6,460,229	\$ 6,622,784	\$ 18,194
EVERGREEN PARK- Hawthorne	\$ 149,331	\$ 6,159,687	\$ 6,309,018	\$ 17,332
JOLIET - Hawthorne	\$ 111,240	\$ 5,151,386	\$ 5,262,625	\$ 14,458
NORTH AURORA-Hawthorne	\$ 99,831	\$ 4,247,369	\$ 4,347,200	\$ 11,943
ROCKFORD - Hawthorne	\$ 53,095	\$ 3,764,177	\$ 3,817,272	\$ 11,638
ALTON - Fairmount	\$ 79,289	\$ 3,197,921	\$ 3,277,211	\$ 9,003
MCHENRY-Hawthorne	\$ 63,432	\$ 3,064,814	\$ 3,128,246	\$ 8,594
SPRINGFIELD - Fairmount	\$ 52,881	\$ 2,031,725	\$ 2,084,605	\$ 5,727
TOTAL	\$ 3,040,684	\$ 120,970,553	\$ 124,011,236	\$ 340,690

2024 INTERTRACK HANDLES

INTERTRACK LOCATIONS	LIVE ILLINOIS HANDLE	SIMULCAST HANDLE	TOTAL HANDLE	AVERAGE DAILY HANDLE
HAWTHORNE RACE COURSE and Suburban Downs	\$ 2,776,516	\$ 31,516,556	\$ 34,293,072	\$ 94,212
FAIRMOUNT PARK	\$ 5,281,316	\$ 11,081,124	\$ 16,362,440	\$ 44,952
STATE FAIRS	\$ 269,433	\$ -	\$ 269,433	\$ 33,679
TOTAL	\$ 8,327,265	\$ 42,597,680	\$ 50,924,945	\$ 139,163



SUMMARY OF SURCHARGES AND REVENUES TO LOCAL GOVERNMENTS FROM STATUTORY 2.5% SURCHARGE AT OFF TRACK BETTING PARLORS IN 2024


	DATE OPENED	COUNTY	HANDLE	2.5 % STATUTORY SURCHARGE ON WINNINGS	REVENUE TO THE CITY (1% OF HANDLE)	REVENUE TO THE COUNTY (1% OF HANDLE)	OVER/(UNDER) TO LICENSEE
FAIRMOUNT PARK							
SAUGET	02/12/01	ST. CLAIR	\$ 6,771,270	\$ 124,259	\$ 67,713	\$ 67,713	\$ (11,166)
ALTON	10/03/02	MADISON	\$ 3,277,211	\$ 59,887	\$ 32,772	\$ 32,772	\$ (5,657)
SPRINGFIELD	05/05/88	SANGAMON	\$ 2,084,605	\$ 38,324	\$ 20,846	\$ 20,846	\$ (3,368)
Total			\$ 12,133,086	\$ 222,471	\$ 121,331	\$ 121,331	\$ (20,191)
HAWTHORNE RACE COURSE							
OAKBROOK TERRACE	09/04/92	DUPAGE	\$ 21,185,210	\$ 393,288	\$ 211,852	\$ 211,852	\$ (30,416)
CRESTWOOD	02/17/92	COOK	\$ 17,312,696	\$ 318,437	\$ 173,127	\$ 173,127	\$ (27,817)
PROSPECT HEIGHTS	04/25/12	COOK	\$ 16,717,983	\$ 308,103	\$ 167,180	\$ 167,180	\$ (26,257)
VILLA PARK	01/21/22	DUPAGE	\$ 12,639,379	\$ 231,321	\$ 126,394	\$ 126,394	\$ (21,467)
HOFFMAN ESTATES	12/02/21	COOK	\$ 7,743,166	\$ 143,220	\$ 77,432	\$ 77,432	\$ (11,644)
LANSING	01/08/20	COOK	\$ 6,792,572	\$ 117,692	\$ 67,926	\$ 67,926	\$ (18,159)
MOKENA	05/16/03	WILL	\$ 6,622,784	\$ 122,926	\$ 66,228	\$ 66,228	\$ (9,530)
EVERGREEN PARK	01/17/22	COOK	\$ 6,309,018	\$ 111,869	\$ 63,090	\$ 63,090	\$ (14,312)
JOLIET	10/25/90	WILL	\$ 5,262,625	\$ 94,954	\$ 52,626	\$ 52,626	\$ (10,298)
NORTH AURORA	12/01/21	KANE	\$ 4,347,200	\$ 78,431	\$ 43,472	\$ 43,472	\$ (8,513)
ROCKFORD	03/03/22	WINNEBAGO	\$ 3,817,272	\$ 69,157	\$ 38,173	\$ 38,173	\$ (7,189)
MCHENRY	12/10/21	MCHENRY	\$ 3,128,246	\$ 54,482	\$ 31,282	\$ 31,282	\$ (8,083)
Total			\$ 111,878,150	\$ 2,043,880	\$ 1,118,782	\$ 1,118,782	\$ (193,683)
TOTAL			\$ 124,011,236	\$ 2,266,351	\$ 1,240,112	\$ 1,240,112	\$ (213,874)



2024 ADVANCE DEPOSIT WAGERING


Advance Deposit Wagering (ADW) officially began in Illinois on October 13, 2009. Six companies were licensed in 2024 as ADW providers (*Bet America was acquired by Twin Spires in 2017). Illinois patrons place funds into an account and then wager on races using a digital or internet device. Each ADW provider must have an agreement with an Illinois racetrack and their affiliated horsemen's association.

ADW PROVIDER	Handle	DAILY AVERAGE	State Tax 1.75%	Daily Average
TVG - (Fairmount)	\$136,529,044	\$374,052	\$2,389,258	\$6,546
Twin Spires - (Fairmount)	\$90,707,603	\$248,514	\$1,587,383	\$4,349
Xpressbet - (Hawthorne)	\$28,077,693	\$76,925	\$491,360	\$1,346
Club Hawthorne - (Hawthorne)	\$29,237,154	\$80,102	\$511,650	\$1,402
NYRA Bets (Hawthorne)	\$16,671,880	\$45,676	\$291,758	\$799
*Bet America (Fairmount)	\$1,075,786	\$2,947	\$18,826	\$52
AmWager (Hawthorne)	\$460,465	\$1,262	\$8,058	\$22
TOTAL	\$302,759,625	\$829,478	\$5,298,293	\$14,516

Monthly ADW Handle	Handle
	January
	February
	March
	April
	May
	June
	July
	August
	September
	October
	November
	December
TOTAL	\$302,759,625

Breakdown of ADW Handle	% of Handle
2024 ADW Handle	\$302,759,625
1.5% Tax to Horse Racing Fund	\$4,541,394 1.50%
.25% Tax to Standardbred Purse	\$756,899 0.25%
Host Simulcast Fees	\$20,759,875 6.86%
ADW Fee/Hub Fee	\$20,162,372 6.66%
Illinois Track Commission	\$7,140,736 2.36%
Illinois Purses	\$7,140,736 2.36%
Breakage	\$594,014 0.20%
Surcharge (.18%) to Standardbred Pur	\$430,228 0.14%
Surcharge (.2%) to Racing Board	\$478,039 0.16%
Optional Surcharge (.5%) to ADW	\$0 0.00%
Payout to Public	\$240,755,331 79.52%

Illinois Races vs. Out of State Races	
ADW Handle on Hawthorne Thoroughbred Races	\$3,389,670
ADW Handle on Suburban Downs Harness Races	\$1,294,839
ADW Handle on Fairmount Races	\$1,262,408
ADW Handle on State Fairs	\$129,560
TOTAL ADW Handle on Illinois Races	\$6,076,477 2%
TOTAL ADW Handle on Out of State Races	\$296,683,149 98%
TOTAL	\$302,759,625



2024 COMMINGLED HANDLE VS. SIMULCAST HANDLE

	COMMINGLED	SIMULCASTING	
	OUT-OF STATE HANDLE INTO ILLINOIS POOLS	ILLINOIS HANDLE ON OUT OF STATE RACES	"TRADE BALANCE" DIFFERENCE
THOROUGHBRED MEETS			
HAWTHORNE RACE COURSE	\$85,522,765	\$130,026,473	(\$44,503,708)
FAIRMOUNT PARK	\$27,871,316	\$673,690	\$27,197,626
THOROUGHBRED TOTAL	\$113,394,080	\$130,700,163	-\$17,306,083

	COMMINGLED	SIMULCASTING	
	OUT-OF STATE HANDLE INTO ILLINOIS POOLS	ILLINOIS HANDLE ON OUT OF STATE RACES	"TRADE BALANCE" DIFFERENCE
HARNESS MEETS			
SUBURBAN DOWNS (@Hawthorne Racecourse)	\$18,797,391	\$32,868,070	(\$14,070,679)
STATE FAIRS	\$914,745	\$0	\$914,745
HARNESS TOTAL	\$19,712,136	\$32,868,070	-\$13,155,934

ADVANCE DEPOSIT WAGERING (ADW)		\$296,683,149	
---------------------------------------	--	----------------------	--

ALL RACING TOTAL	\$133,106,216	\$460,251,382	(\$327,145,166)
-------------------------	----------------------	----------------------	------------------------

1998 - 2024 "TRADE BALANCE" FROM SIMULCASTING INTO AND OUT OF ILLINOIS

	COMMINGLED	SIMULCASTING	
	OUT-OF STATE HANDLE INTO ILLINOIS POOLS	ILLINOIS HANDLE ON OUT OF STATE RACES	"TRADE BALANCE" DIFFERENCE
1998	\$455,011,181	\$699,709,458	-\$244,698,277
1999	\$516,104,829	\$729,639,342	-\$213,534,513
2000	\$628,884,689	\$724,779,204	-\$95,894,515
2001	\$743,634,500	\$738,639,096	\$4,995,404
2002	\$914,879,233	\$749,400,714	\$165,478,519
2003	\$765,812,794	\$759,673,491	\$6,139,303
2004	\$834,052,261	\$732,303,750	\$101,748,511
2005	\$896,740,508	\$699,214,766	\$197,525,742
2006	\$844,791,759	\$693,097,332	\$151,694,427
2007	\$841,087,982	\$674,774,868	\$166,313,114
2008	\$846,028,897	\$598,518,783	\$247,510,115
2009	\$736,608,500	\$547,797,041	\$188,811,459
2010	\$553,267,781	\$564,309,696	-\$11,041,915
2011	\$543,970,610	\$531,066,871	\$12,903,739
2012	\$594,052,598	\$511,990,098	\$82,062,500
2013	\$551,503,373	\$475,241,479	\$76,261,894
2014	\$431,013,076	\$507,351,977	-\$76,338,901
2015	\$335,178,770	\$501,508,910	-\$166,330,140
2016	\$260,487,398	\$497,843,113	-\$237,355,715
2017	\$245,643,002	\$520,584,428	-\$274,941,426
2018	\$249,946,906	\$508,608,883	-\$258,661,977
2019	\$209,127,567	\$500,165,987	-\$291,038,420
2020*	\$174,844,474	\$487,161,743	-\$312,317,269
2021	\$223,417,675	\$537,170,884	-\$313,753,209
2022	\$122,014,802	\$495,442,324	-\$373,427,522
2023	\$125,007,263	\$473,234,989	-\$348,227,726
2024	\$133,106,216	\$460,251,382	-\$327,145,166

Notes: Advance Deposit Wagering on Illinois Races is not included in the commingled totals.

Advance Deposit Wagering on out-of-state races is included above and amounted to: 2009=\$17.1M, 2010=\$84.9M, 2011=\$94.8M, 2012=\$104.4M, 2013=\$64.5M, 2014=\$121.7M, 2015=\$132.3M, 2016=\$154.9M, 2017=\$179M, 2018=\$193M, 2019=\$205M, 2020=\$360M, 2021=\$329M, 2022=\$305M, 2023=\$293M

* 2020 COVID-19 Restrictions limited Racing causing a significant decline in out of state handle

PURSE RECAPTURE

Purse recapture is a 1995 provision of the law that allows racetracks to recoup losses on live handle brought on by the authorization of full-card simulcasting of races from other states. The recapture amount is 2% of the decrease of Illinois handle on Illinois races from 1994. The recapture monies allocated to the racetracks are deducted from the purse accounts. In 1999, legislation was passed that authorized annual appropriations to the Department of Agriculture for reimbursement to purse accounts equal to the recapture amounts. The appropriation is an annual decision. The racetracks will always receive their monies either from the State or from the originally intended purse accounts. Below are the annual amounts of purse recapture since 1995, when full card was authorized.

	Illinois Handle on Illinois Races		Recapture		
	Race Year	Year	Recapture		
These handles are from racetracks and OTB's only and do not include ADW	1994	\$1,181,911,128	1995	1996	\$4,234,922
	1995	\$872,357,004	1996	1997	\$9,728,218
	1996	\$660,598,891	1997	1998	\$6,894,623
	1997	\$553,709,328	1998	1999	\$10,254,087
	1998	\$387,351,792	1999	2000	\$15,063,347
	1999	\$374,209,987	2000	2001	\$15,152,298
	2000	\$377,762,519	2001	2002	\$15,489,017
	2001	\$367,053,388	2002	2003	\$15,119,303
	2002	\$382,473,610	2003	2004	\$13,704,522
	2003	\$308,244,909	2004	2005	\$13,347,193
	2004	\$327,079,537	2005	2006	\$13,130,746
	2005	\$303,605,111	2006	2007	\$13,882,814
	2006	\$259,022,153	2007	2008	\$13,037,833
	2007	\$254,123,568	2008	2009	\$13,780,082
	2008	\$220,136,253	2009	2010	\$13,205,351
	2009	\$185,989,951	2010	2011	\$13,631,921
	2010	\$148,600,498	2011	2012	\$13,723,002
	2011	\$142,181,879	2012	2013	\$12,998,018
	2012	\$143,132,630	2013	2014	\$13,190,063
	2013	\$131,263,856	2014	2015	\$13,608,110
	2014	\$102,026,113	2015	2016	\$8,912,410
	2015	\$80,214,477	2016	2017	\$11,020,247
	2016	\$61,601,900	2017	2018	\$11,113,325
	2017	\$54,859,679	2018	2019	\$11,414,167
	2018	\$51,582,950	2019	2020	\$11,514,943
	2019	\$44,467,712	2020	2021	\$11,276,212
	2020	* \$9,977,368	2021	2022	\$7,068,479
	2021	\$30,898,752	2022	2023	\$6,774,544
	2022	\$12,142,952	2023	2024	\$5,422,938
	2023	\$10,925,510	2024	2025	\$5,415,834
	2024	\$11,367,949			

* COVID-19 Restrictions in 2020 significantly reduced Illinois Handle at Facilities



**ILLINOIS HANDLES
1985-2015 (every 5 years) and 2016-2024**

THOROUGHBRED MEETS							
	ON TRACK	INTERTRACK	OFF TRACK	ADW	TOTAL		
1985	\$ 413,499,578	\$ 107,756,838	\$ -	\$ -	\$	521,256,416	
1990	\$ 358,258,669	\$ 205,490,935	\$ 157,175,600	\$ -	\$	720,925,204	
1995	\$ 208,971,670	\$ 161,026,595	\$ 284,072,667	\$ -	\$	654,070,932	
2000	\$ 183,746,086	\$ 184,012,741	\$ 337,818,255	\$ -	\$	705,577,082	
2005	\$ 164,331,055	\$ 167,612,637	\$ 324,976,790	\$ -	\$	656,920,482	
2010	\$ 107,833,704	\$ 102,196,110	\$ 242,492,453	n/a	\$	452,522,266	
2015	\$ 71,647,768	\$ 73,859,723	\$ 195,382,490	n/a	\$	340,889,981	
2016	\$ 73,614,760	\$ 48,893,290	\$ 188,415,484	n/a	\$	310,923,534	
2017	\$ 71,591,008	\$ 44,663,679	\$ 194,024,636	n/a	\$	310,279,323	
2018	\$ 65,543,823	\$ 40,708,109	\$ 182,186,139	n/a	\$	288,438,071	
2019	\$ 64,602,097	\$ 36,828,842	\$ 166,666,311	n/a	\$	268,097,250	
2020*	\$ 14,126,301	\$ 12,651,643	\$ 102,479,833	n/a	\$	129,257,777	
2021	\$ 42,087,645	\$ 28,019,101	\$ 135,014,192	n/a	\$	205,120,938	
2022	\$ 32,296,998	\$ 10,012,978	\$ 119,229,648	n/a	\$	161,539,624	
2023	\$ 34,162,096	\$ 9,071,062	\$ 110,596,066	n/a	\$	153,829,224	
2024	\$ 32,657,443	\$ 9,881,602	\$ 97,952,704	n/a	\$	140,491,749	
HARNESS MEETS							
	ON TRACK	INTERTRACK	OFF TRACK	ADW	TOTAL		
1985	\$ 350,445,586	\$ 51,532,629	\$ -	\$ -	\$	401,978,215	
1990	\$ 256,855,703	\$ 134,948,222	\$ 139,638,986	\$ -	\$	531,442,911	
1995	\$ 121,047,072	\$ 145,351,015	\$ 281,530,273	\$ -	\$	547,928,360	
2000	\$ 58,171,917	\$ 116,137,855	\$ 222,654,869	\$ -	\$	396,964,641	
2005	\$ 48,712,033	\$ 102,081,782	\$ 195,105,580	\$ -	\$	345,899,395	
2010	\$ 22,219,165	\$ 48,978,683	\$ 104,269,095	n/a	\$	175,466,943	
2015	\$ 13,591,862	\$ 26,537,150	\$ 68,385,488	n/a	\$	108,514,500	
2016	\$ 14,320,276	\$ 13,889,657	\$ 65,374,369	n/a	\$	93,584,301	
2017	\$ 10,691,806	\$ 12,505,654	\$ 62,930,545	n/a	\$	86,128,005	
2018	\$ 10,545,382	\$ 9,819,581	\$ 58,664,644	n/a	\$	79,029,607	
2019	\$ 8,539,296	\$ 9,142,763	\$ 53,718,012	n/a	\$	71,400,071	
2020*	\$ 2,609,031	\$ 2,459,058	\$ 31,025,478	n/a	\$	36,093,566	
2021	\$ 7,563,903	\$ 5,208,306	\$ 38,990,211	n/a	\$	51,762,420	
2022	\$ 7,927,725	\$ 1,831,057	\$ 31,642,160	n/a	\$	41,400,942	
2023	\$ 7,698,015	\$ 1,452,003	\$ 28,672,854	n/a	\$	37,822,872	
2024	\$ 6,896,255	\$ 1,489,645	\$ 26,058,533	n/a	\$	34,444,433	
TOTAL							
	ON TRACK	INTERTRACK	OFF TRACK	ADW	TOTAL		
1985	\$ 763,945,164	\$ 159,289,467	\$ -	\$ -	\$	923,234,631	
1990	\$ 615,114,372	\$ 340,439,157	\$ 296,814,586	\$ -	\$	1,252,368,115	
1995	\$ 330,018,742	\$ 306,377,610	\$ 565,602,940	\$ -	\$	1,201,999,292	
2000	\$ 241,918,003	\$ 300,150,596	\$ 560,473,124	\$ -	\$	1,102,541,723	
2005	\$ 213,043,088	\$ 269,694,419	\$ 520,082,370	\$ -	\$	1,002,819,877	
2010	\$ 130,052,869	\$ 151,174,792	\$ 346,761,547	\$ 97,803,750	\$	725,792,958	
2015	\$ 85,239,630	\$ 100,396,873	\$ 263,767,978	\$ 144,019,400	\$	593,423,880	
2016	\$ 87,935,036	\$ 62,782,947	\$ 253,789,853	\$ 165,999,800	\$	570,507,635	
2017	\$ 82,282,814	\$ 57,169,333	\$ 256,955,181	\$ 190,284,417	\$	586,691,745	
2018	\$ 76,089,205	\$ 50,527,690	\$ 240,850,783	\$ 206,034,006	\$	573,501,684	
2019	\$ 73,141,393	\$ 45,971,605	\$ 220,384,323	\$ 217,147,633	\$	556,644,954	
2020*	\$ 16,735,332	\$ 15,110,701	\$ 133,505,311	\$ 372,260,539	\$	537,611,882	
2021	\$ 49,651,548	\$ 33,227,406	\$ 174,004,403	\$ 342,548,191	\$	599,431,548	
2022	\$ 40,224,723	\$ 11,844,035	\$ 150,871,808	\$ 311,186,278	\$	514,126,844	
2023	\$ 41,860,111	\$ 10,523,065	\$ 139,268,920	\$ 298,655,337	\$	490,307,433	
2024	\$ 39,553,698	\$ 11,371,247	\$ 124,011,237	\$ 302,759,625	\$	477,695,807	

*Covid -19 Restrictions significantly affected 2020 Facility Handles

PURSES AND HANDLE (LIVE AND SIMULCASTS)

	THOROUGHBRED PURSES DISTRIBUTED	HARNESS PURSES DISTRIBUTED	TOTAL PURSES DISTRIBUTED	ILLINOIS HANDLE	% OF HANDLE ON ILLINOIS RACES
1995	\$49,313,304	\$41,392,332	\$90,705,636	\$1,201,999,292	73%
1996	\$53,850,395	\$41,757,050	\$95,607,445	\$1,232,867,396	54%
1997	\$50,843,274	\$37,141,615	\$87,984,889	\$1,180,033,714	47%
1998	\$49,904,435	\$34,542,076	\$84,446,511	\$1,087,061,250	36%
1999	\$52,398,833	\$39,180,917	\$91,579,750	\$1,103,849,329	34%
2000	\$65,955,254	\$42,068,597	\$108,023,851	\$1,102,541,723	34%
2001	\$65,176,932	\$39,863,175	\$105,040,107	\$1,105,692,484	33%
2002	\$79,233,651	\$40,177,699	\$119,411,350	\$1,131,874,324	34%
2003	\$60,224,987	\$32,900,951	\$93,125,938	\$1,067,918,400	29%
2004	\$57,231,170	\$40,178,599	\$97,409,769	\$1,059,383,287	31%
2005	\$57,250,778	\$34,906,211	\$92,156,989	\$1,002,819,877	30%
2006	\$57,314,077	\$31,810,706	\$89,124,783	\$952,119,485	27%
2007	\$54,064,946	\$31,307,830	\$85,372,776	\$928,898,436	27%
2008	\$50,490,454	\$29,256,533	\$79,746,987	\$818,655,036	27%
2009	\$48,949,553	\$23,857,985	\$72,807,538	\$736,740,493	26%
2010	\$38,792,651	\$15,598,812	\$54,391,463	\$725,792,958	22%
2011	\$44,263,896	\$18,990,581	\$63,254,477	\$687,899,890	23%
2012	\$54,189,232	\$24,325,816	\$78,515,049	\$672,902,967	24%
2013	\$48,359,376	\$23,677,385	\$72,036,761	\$617,943,710	23%
2014	\$40,172,846	\$16,578,130	\$56,750,976	\$623,983,057	19%
2015	\$27,893,274	\$11,334,487	\$39,227,761	\$593,423,880	15%
2016	\$23,879,701	\$8,681,252	\$32,560,953	\$570,507,635	13%
2017	\$25,024,819	\$8,768,531	\$33,793,350	\$586,691,745	11%
2018	\$25,421,817	\$9,084,301	\$34,506,118	\$573,501,684	11%
2019	\$23,740,113	\$6,554,520	\$30,294,633	\$556,644,954	10%
2020	\$12,059,505	\$6,373,888	\$18,433,393	\$537,611,882	4%
2021	\$22,919,644	\$7,251,483	\$30,171,127	\$599,431,548	7%
2022	\$19,334,940	\$9,220,753	\$28,555,693	\$514,126,843	4%
2023	\$18,888,704	\$6,696,340	\$25,585,044	\$490,307,432	3%
2024	\$19,485,376	\$8,082,772	\$27,568,148	\$477,695,807	4%

2024 OUT-OF-STATE SIMULCASTS

THOROUGHBRED

Simulcast Programs	Amount Wagered	On-Track	Intertrack	Off-Track
7,678 Hawthorne /Fairmount	\$ 130,700,163	\$ 25,403,848	\$ 9,630,504	\$ 95,665,811

HARNESS

6,928 Suburban Downs at Hawthorne	\$ 32,868,070	\$ 6,112,708	\$ 1,450,620	\$ 25,304,742
--------------------------------------	---------------	--------------	--------------	---------------

ADW

	\$ 296,683,149			
14,606 TOTAL	\$ 460,251,382	\$ 31,516,556	\$ 11,081,124	\$ 120,970,553

Race Track Details

FAIRMOUNT PARK, INC.

2024 Thoroughbred Meet
April 16 through November 2

Live Programs	60	Total Live Attendance	144,101
Total Live Programs Raced + Supplemental	100	Live Admission Tax	\$21,615
Live Races Run	447	Uncashed Tickets (2023)	\$263,346
Purses Distributed	\$6,513,485	Breakage	\$115,476

	On-Track at Fairmount	Intertrack on Fairmount	Off-Track on Fairmount	ADW on Fairmount	All Locations on Fairmount
Live Racing Day Handle	Live Racing Day Handle				
Illinois Handle on Illinois Races	\$5,082,595	\$80,753	\$395,168	\$1,262,408	\$6,820,924
Daily Average	\$84,710	\$1,346	\$6,586	\$21,040	\$113,682
Illinois Handle on Out-of-State Races	\$0	\$369,506	\$304,184	\$0	\$673,690
Daily Average	\$0	\$9,238	\$7,605	\$0	\$16,842
Combined Illinois Handle	\$5,082,595	\$450,259	\$699,352	\$1,262,408	\$7,494,614
Daily Average	\$84,710	\$7,504	\$11,656	\$21,040	\$124,910
Out-of-State Handle (Commingled) on Ill. Races					\$27,871,316
Daily Average					\$464,522

HAWTHORNE RACECOURSE, INC.

2024 Thoroughbred Meet
March 23 - October 13

Live Programs	60	Total Live Attendance	27,379
Total Live Programs Raced + Dark Days	364	Live Admission Tax	\$4,107
Live Races Run	474	Uncashed Tickets (2023)	\$779,978
Purses Distributed	\$12,971,891	Breakage (includes SDI)	\$524,636

	On-Track at Hawthorne	Intertrack on Hawthorne	Off-Track on Hawthorne	ADW on Hawthorne	All Locations on Hawthorne
Live Racing Day Handle	Live Racing Day Handle				
Illinois Handle on Illinois Races	\$2,171,000	\$170,345	\$1,891,725	\$3,389,670	\$7,622,740
Daily Average	\$36,183	\$2,839	\$31,529	\$56,495	\$127,046
Illinois Handle on Out-of-State Races	\$25,403,847	\$9,260,999	\$95,361,627	\$0	\$130,026,473
Daily Average	\$423,397	\$154,350	\$1,589,360	\$0	\$2,167,108
Combined Illinois Handle	\$27,574,847	\$9,431,344	\$97,253,352	\$3,389,670	\$137,649,213
Daily Average	\$459,581	\$157,189	\$1,620,889	\$56,495	\$2,294,154
Out-of-State Handle (Commingled) on Ill. Races					\$85,522,765
Daily Average					\$1,425,379

Race Track Details

SUBURBAN DOWNS, INC. at HAWTHORNE RACECOURSE

2024 Harness Meet January 1- February 12 and October 12 - December 29

Live Programs	42	Total Live Attendance	3,814
Total Live Programs Raced + Dark Days	364	Live Admission Tax	\$572
Live Races Run	431	Uncashed Tickets (2023)	\$191,143
Purses Distributed	\$7,016,772		

	On-Track at Hawthorne (SDI)	Intertrack on Suburban Downs	Off-Track on Suburban Downs	ADW on Suburban Downs	All Locations on Hawthorne (SDI)
Live Racing Day Handle	Live Racing Day Handle				
Illinois Handle on Illinois Races	\$514,114	\$21,566	\$707,680	\$1,294,839	\$2,538,199
Daily Average	\$12,241	\$513	\$16,850	\$30,830	\$60,433
Illinois Handle on Out-of-State Races	\$6,112,708	\$1,450,620	\$25,304,742	\$0	\$32,868,070
Daily Average	\$145,541	\$34,539	\$602,494	\$0	\$782,573
Combined Illinois Handle	\$6,626,822	\$1,472,186	\$26,012,422	\$1,294,839	\$35,406,269
Daily Average	\$157,781	\$35,052	\$619,343	\$30,830	\$843,006
Out-of-State Handle (Commingled) on Illinois Races					\$18,797,391
Daily Average					\$447,557

State Fairs

2024 7 Days, 8 Programs in August

Live Programs	8		
Total Live Programs Raced + Dark Days	8		
Live Races Run	105	Uncashed Tickets (2023)	\$2,580
Purses Distributed	\$1,066,000	Breakage	\$2,213

	On-Track at State Fairs	Intertrack on State Fairs	Off-Track on State Fairs	ADW on State Fairs	All Locations on State Fairs
Live Racing Day Handle	Live Racing Day Handle				
Illinois Handle on Illinois Races	\$269,433	\$17,459	\$46,111	\$129,559	\$462,562
Daily Average	\$33,679	\$2,182	\$5,764	\$16,195	\$57,820
Illinois Handle on Out-of-State Races	\$0	\$0	\$0	\$0	\$0
Daily Average	\$0	\$0	\$0	\$0	\$0
Combined Illinois Handle	\$269,433	\$17,459	\$46,111	\$129,559	\$462,562
Daily Average	\$33,679	\$2,182	\$5,764	\$16,195	\$57,820
Out-of-State Handle (Commingled) on Illinois Races					\$914,745
Daily Average					\$114,343

**ILLINOIS DEPARTMENT OF AGRICULTURE HORSE RACING
PROGRAM**

2024 ILLINOIS THOROUGHBRED BREEDERS FUND PURSES AND AWARDS PAID

TRACK/ASSOCIATION	IL-RESTRICTED RACES	PURSES	OPEN RACES	WINNERS SHARE OF PURSES	WINNERS OWNERS' AWARDS RACES	AWARD	OWNERS' AWARDS PLACE/SHOW RACES	AWARD	BREEDERS' AWARDS	TOTAL PURSES AND AWARDS
HAWTHORNE RACE COURSE Spring Meet	36	\$1,556,500	73	\$2,508,000	53	\$334,600	117	\$203,156	\$218,926	\$4,821,182
FAIRMOUNT PARK Fairmount Park, Inc.	73	\$1,720,000	86	\$1,526,760	42	\$188,064	110	\$123,010	\$216,798	\$3,774,632
PARI-MUTUEL TOTALS	109	\$3,276,500	159	\$4,034,760	95	\$522,664	227	\$326,166	\$435,724	\$8,595,814
Stallion Owner's Awards										\$125,000
Du Quoin Fall Classic										\$125,000
2024 TOTAL OF PROGRAM										\$8,845,814

These figures reflect only those purses or awards that were earned by Illinois Conceived and Foaled or Illinois Foaled thoroughbreds properly registered with the Department of Agriculture. The Breeders' Awards are provided by the IL Thoroughbred Breeders and Owners Foundation.

ILLINOIS DEPARTMENT OF AGRICULTURE HORSE RACING PROGRAM
ILLINOIS STANDARDBRED BREEDERS FUND
2024 PURSES AND AWARDS PAID

TRACK/ASSOCIATION	STAKES AND LATE CLOSERS		OVERNIGHT RACES	PURSES	BREEDERS' AWARDS	OWNERS'/ BONUS AWARDS	TOTAL PURSES AND BREEDERS' AWARDS
	RACES	PURSES					
HAWTHORNE RACE COURSE							
Suburban Downs	94	\$3,837,211	94	\$202,035	\$210,772	\$149,608	\$4,399,626
ILLINOIS STATE FAIR							
Dept. of Agriculture	35	\$328,000	6	\$28,000	\$1,449		\$357,449
DUQUOIN STATE FAIR							
Dept. of Agriculture	40	\$690,000	4	\$20,000	\$350		\$710,350
ILLINOIS TOP LINE	4	\$20,000					\$20,000
PARI-MUTUEL TOTALS	173	\$4,875,211	104	\$250,035	\$212,571	\$149,608	\$5,487,425
NON-PARI-MUTUEL RACING							
COLT ASSOC RACING 27 COUNTY FAIRS	183	\$616,596					\$616,596
SUBURBAN AT SPRINGFIELD AND DUQUION	35	\$262,500	28	\$59,600			\$322,100
JEFFERS MEMORIAL ALTAMOUNT, IL	10	\$83,366					\$83,366
ABE LINCOLN CHARLESTON, IL	9	\$70,095					\$70,095
DOWNSSTATE CLASSIC DECATUR (3YO)	9	\$81,777					\$83,366
DOWNSSTATE CLASSIC MT. STERLING (2YO)	7	\$94,313					\$94,313
SPRING PREVIEW	26	\$99,987					\$99,987
NON-PARI-MUTUEL TOTALS	279	\$1,308,634	28	\$59,600			\$1,368,234
ILLINOIS CONCEIVED AND FOALED BONUS PROGRAMS							
Illinois Topline 2 & Up	23	\$36,500					\$36,500
2024 GRAND TOTALS	475	\$6,220,345	132	\$309,635	\$212,571	\$149,608	\$6,892,159

These 2024 figures are only for events restricted to Illinois Conceived and Foaled (ICF) horses that are properly registered with the Department of Agriculture, and do not include purses won by ICF horses in open competition.