



ILLINOIS RACING BOARD 2023 ANNUAL REPORT

**JB PRITZKER
GOVERNOR**



Illinois Racing Board
Annual Report to the Governor
Calendar Year 2023

Illinois Racing Board
555 W. Monroe
Suite 1700 South
Chicago, Illinois 60661

Daniel Beiser, Chairman
Domenic DiCera, Executive Director

Submitted on or before March 1, 2024, pursuant to the
Illinois Horse Racing Act of 1975

This document is also available online at
www.illinois.gov/irb

Photo credits: Four Footed Photography

Report contribution, Statistical Analysis and design:
Michael Belmonte, Vitto Ezeji-Okoye, Bob Denneen, Lindsay Evans
and
Domenic DiCera

March 1, 2024

The Honorable JB Pritzker
Governor of the State of Illinois
207 State House
Springfield, IL 62706

Dear Governor Pritzker:

On behalf of the Chairman, Commissioners, and staff, I am pleased to submit the Illinois Racing Board's 2023 annual report in accordance with Section 14(d) of the Illinois Horse Racing Act of 1975.

Respectfully submitted,



Domenic DiCera
Executive Director

Office Of The Governor

FEB 27 2024




Illinois Racing Board Commissioners



Chairman Daniel Beiser
Madison- 2026



Heriberto 'Eddie' Arroyo - DuPage
2026



Leslie H. Breuer Jr.- Madison
2028



Lydia Gray, DVM - Kane
2028



Marc Laino - Cook
2026



Alyssa Ali-Murphy - McHenry
2028



Benjamin Reyes - Cook
2024



Patricia Saccone - Cook
2024




Michael Schmidt - Cook
2026

Domenic S. DiCera-Executive Director

Lindsay Evans- General Counsel • Michael Belmonte-Director of Mutuels • Vitto Ezeji-Okoye-Chief Fiscal Officer
John Eddy- Field Operations Manager • Melissa Glidden- Licensing Manager • Bob Denneen Projects Manager

TABLE OF CONTENTS

<i>Introduction</i>	1-2
<i>Federal Regulatory Changes, Legislation</i>	3
<i>Legislative Intent</i>	4
<i>Commissioners, Staff. Racing Regulation</i>	5-6
<i>MBE/WBE/DBE Annual Report</i>	7-9
<i>Laboratory</i>	10
<i>Locations and Websites of Racetracks, OTBs, and ADWs</i>	11
<i>Licensing</i>	12
<i>Racing Dates Awarded</i>	13
<i>Sources and Allocation of Revenue</i>	14
<i>Cash Disbursements</i>	15
<i>Summary of Surcharges and Taxes</i>	16
<i>Source of Handle</i>	17
<i>Wagering on Horse Racing</i>	18
<i>Comparison of Handles</i>	19
<i>OTB and Intertrack Handles</i>	20
<i>Summary of OTB Surcharges</i>	21
<i>Advance Deposit Wagering (ADW)</i>	22
<i>Commingled Handle vs. Simulcast Handle</i>	23
<i>Purse Recapture</i>	24
<i>Illinois Handles</i>	25
<i>Illinois Purses and Out-of-State Handle</i>	26
<i>Race Track Details</i>	
<i>Fairmount Park & Hawthorne Racecourse</i>	27
<i>Suburban Downs and State Fairs</i>	28
<i>Breeders Funds</i>	
<i>Thoroughbred and Quarter Horse</i>	29
<i>Standardbred</i>	30



The Illinois Racing Board (IRB) was created in 1933 and its legal mandate is defined in the Illinois Horse Racing Act of 1975. The jurisdiction, supervision, powers, and duties of the Illinois Racing Board shall extend under the Act to every person who holds or conducts any race meeting within the State of Illinois where horse racing is permitted for any stake, purse, or reward. The mission of the Illinois Racing Board is to regulate horse racing through the enforcement of the Act and its rules and regulations, and to ensure the honesty and integrity of Illinois racing and wagering. The goals of the Board are to advance a regulatory environment that benefits the equine industry and to ensure that the public has confidence in the integrity of pari-mutuel horse racing. The Board performs its responsibilities in strict compliance with state laws.

The Illinois Racing Board consists of up to 11 board members appointed by the Governor. During 2023, Governor Pritzker appointed four new members of the Racing Board; Alyssa Murphy, Heriberto ‘Eddie’ Arroyo, Michael Schmidt, and Marc Laino. All newly appointed commissioners must be approved by the Illinois State Senate. Currently, the Racing Board consists of 9 Commissioners.

As part of its mandate under the Horse Racing Act of 1975, the Racing Board awards race dates for live racing in the state of Illinois during each calendar year. Any person desiring to conduct a horse race meeting may apply to the Board for an organization license. Applications are considered by the Board each September at the annual Dates Hearing.

In 2023 Fairmount Park conducted 60 live thoroughbred race days and Hawthorne Racecourse 66 live thoroughbred race days while Suburban Downs ran 43 live standardbred days.

On Thursday, September 22, 2023, the Illinois Racing Board met to consider three applications for 2024 race dates. After hearing from the applicants and associated interested parties, the Racing Board awarded 62 live race dates to Fairmount Park in Collinsville, 78 to Hawthorne Race Course in Stickney, and 46 days to Suburban Downs in Stickney. Additionally, the Department of Agriculture is expected to request 8 live race dates at the state fairs in Springfield and DuQuoin.

The regulatory body for the horse racing industry in Illinois, the Racing Board, has a commitment to the men and women that make racing possible. Section 31.1 of the Illinois Horse Racing Act requires the

Board to award charitable grants to non-profit organizations that provide medical and family counseling and similar services to persons who reside or work on the backstretch at Illinois racetracks. In 2023, the Board approved Racing Industry Charitable Foundation (RICF) as the grant recipient.

This decision, by the Board, ensures that RICE will continue to receive state funding to provide medical services to an underserved population in our state.

As part of our mission to grow racing in Illinois, the Racing Board worked with the Governor’s Office of Management and Budget to allocate \$5.1 Million dollars from the Horse Racing Fund to support the racing industry in Illinois. After the General Assembly approved the 2024 operating budget, \$5.1 million dollars was transferred into the purse equity fund. This money will ensure that purses in Illinois remain competitive with the rest of the industry and will strengthen Illinois horse racing by attracting stronger fields at our state’s race tracks.



Our commitment to quality racing in Illinois was seen around the world in 2023. The horse racing community watched as Two Phil's, trained by Chicago native and IRB licensed trainer Larry Rivelli, finished second in the Kentucky Derby at Churchill Downs.



2023 Grade 1 Kentucky Derby Runner-up. **Two Phils** trained by Illinois trainer **Larry Rivelli**, Owned by Patricia's Hope LLC, Phillip Sagan and Madaket Stables

Rivelli and Two Phil's had an extraordinarily successful year, winning the Jeff Ruby Stakes in March and the Ohio Derby in June, among other placing finishes. Rivelli stabled and trained Two Phil's at Hawthorne Race Course in Stickney, Illinois during 2023. Adding to an already noteworthy year, Rivelli also trained 2023 Breeders' Cup Turf Sprint winner Nobals, who won three additional turf sprints in 2023 leading up to the November Breeders' Cup.

The Board expresses its gratitude for years of dedicated service and commitment by Ed Mingey. Ed's retirement marks the end of an incredible 60+ year career. First,

honorably serving our country in the military, then the City of Chicago in law enforcement and finally 20 years of service to our State as a horse racing regulator, Director of Security. We are truly honored to have Ed as a valued friend, leader, and advisor.

The Board expresses its sincere condolences to the Fairmount Park family for the sudden passing of Brian Zander. Brian was minority owner of Fairmount Park and previously served as General Manager. Since 1979, Brian had an immediate and profound impact at Fairmount Park and the racing community all over the State.



Nobals, holds off Big Invasion to win the \$1-million Breeders' Cup Turf Sprint (G1). Trained by **Larry Rivelli** and ridden by Gerardo Corrales, Nobals covered the five furlongs over a firm turf course in :55.15.

FEDERAL REGULATORY CHANGES (HISA/HIWU)

At the end of 2020, Congress passed the Horseracing Integrity and Safety Act. The new federal law is designed to create a uniform national standard for thoroughbred racing. Federal recognition and enforcement power was given to several agencies including a new independent Horseracing Integrity and Safety Authority (HISA). The intent of the law is to standardize racetrack safety as well as anti-doping and medication control and horse welfare nationwide.

HISA's Racetrack Safety Program rolled out first with an effective date of July 1, 2022. HISA's Anti-Doping and Medication Control program covers only thoroughbred racing and is to be overseen and implemented by an independent Non-Government Organization (NGO) entitled the Horseracing Integrity & Welfare Unit (HIWU).

In November of 2022, the Court of Appeals for the Fifth Circuit found that the Horseracing Integrity and Safety Act was unconstitutional. As a result of this ruling, the Federal Trade Commission did not approve the proposed regulatory rules governing the HISA Anti-Doping and Medication Control (ADMC) Program. At the end of 2022, Congress passed an amendment to the Horseracing Integrity and Safety Act with the goal of modifying the language that the Fifth Circuit identified as unconstitutional. Following the passage of that amendment, HISA resubmitted its ADMC Program Rules to the Federal Trade Commission for approval.

On March 27, 2023, the FTC approved the ADMC rules, making them effective the same day. HIWU took over thoroughbred testing in Illinois for one day, until a Fifth Circuit U.S. District Court enjoined implementation of the program until May 1, 2023. After one additional delay imposed by the FTC, the ADMC program officially restarted on May 22, 2023. As of January 2024, there is still pending federal legislation challenging the constitutionality of the Horseracing Integrity and Safety Act.

Throughout the ongoing and ever-changing process of implementing this new mandate, the IRB has actively monitored the Racetrack Safety Program and ADMC program requirements, adjusted staffing based on the roles of HISA, HIWU and the IRB on any given day, and kept up to date on the effect of the federal litigation on Illinois thoroughbred racing. We anticipate continued challenges, but with cooperation from the Illinois racing industry, the goal of better protecting the welfare of the horses and racing participants will be achieved.



LEGISLATIVE INTENT

The Illinois Horse Racing Act of 1975 is intended to benefit the people of the State of Illinois by assisting economic development and promoting Illinois tourism. The General Assembly finds and declares it to be the public policy of the State of Illinois to:

1. *Support and enhance Illinois' horse racing industry, which is a significant component within the agribusiness industry.* Sections 30 and 31 of the Act promote the breeding, buying, and racing of thoroughbred and standardbred horses in Illinois, preserving the agribusiness segment of the Illinois economy. Purse supplements, owner and breeders' awards are paid to owners and breeders of winning horses in certain races limited to Illinois conceived and foaled horses.
2. *Ensure that Illinois' horse racing industry remains competitive with neighboring states.* Through the rulemaking process, the Board creates new rules and amends existing rules to be more uniform, consistent, and competitive with other major racing jurisdictions. IRB staff members and industry representatives are continually working to update the administrative rules.
3. *Stimulate growth within Illinois' horseracing industry, thereby encouraging new investment and development to produce additional tax revenues and to create additional jobs.* The Board strives to foster an environment that creates jobs and generates important revenue to the State of Illinois by encouraging racetracks to make use of their vacant off-track wagering licenses.
4. *Promote the further growth of tourism.* To ensure that adequate funds are devoted to the marketing of horse racing, the Board requires that each applicant for licensure to operate a race meet submit a proposed advertising and promotional budget during the licensing process.
5. *Encourage the breeding of thoroughbred and standardbred horses in this State.* Pursuant to the Act, breeders' awards have been established to promote the breeding of thoroughbreds, standardbreds, and quarter horses by Illinois residents.
6. *Ensure that public confidence and trust in the credibility and integrity of racing operations and the regulatory process is maintained.* Public confidence is essential to a vital horse racing industry. The licensing of all persons participating in pari-mutuel racing and the testing of post-race equine samples are necessary components of the Board's regulatory program. Urine and blood samples are obtained post-race from the winner of every race, the horses finishing second and third in stakes races, and from any other horses selected by the stewards based on current and past performance.

COMMISSIONERS, ADMINISTRATIVE STAFF and RACING REGULATION

Section 4 of the Illinois Horse Racing Act states that “the Board shall consist of 11 members to be appointed by the Governor with the advice and consent of the Senate, not more than 6 of whom shall be of the same political party, and one of whom shall be designated by the Governor to be Chairman.” As of March 1, 2024, two seats on the Board are vacant.

Commissioners	Term Expires	Commissioners	Term Expires
Dan Beiser, Chairman	07/01/2026	Marc Laino	07/01/2026
Alyssa Ali-Murphy	07/01/2028	Benjamin Reyes	07/01/2024
Heriberto “Eddie” Arroyo	07/01/2026	Patricia Saccone	07/01/2024
Leslie Breuer	07/01/2028	Michael Schmidt	07/01/2026
Lydia Gray	07/01/2028		

Executive Staff

Domenic DiCera	Executive Director
Lindsay Evans	General Counsel
Michael Belmonte	Director of Pari-Mutuel Wagering
Vitto Ezeji-Okoye	Chief Fiscal Officer
Bob Denneen	Projects Manager
John Eddy	Field Operations Manager
Melissa Glidden	Licensing Manager

Illinois currently has two pari-mutuel racetracks (three organization licensees) in operation. Fairmount Park, which opened in 1925 and is in Collinsville, hosts thoroughbred racing, and did conduct harness racing up until 1999. Hawthorne Race Course, located in Stickney, conducts thoroughbred racing and is the oldest continually run family-owned racetrack in North America, and Suburban Downs at Hawthorne, conducts harness racing. Pari-mutuel harness racing also takes place at the Illinois State Fair in Springfield and the DuQuoin State Fair.

Pari-mutuel wagers can be placed at each of the racetracks, the fifteen off-track betting parlors owned and operated by the racetracks, as well as through advance deposit wagering (ADW). ADW is a method of pari-mutuel wagering placed on an electronic device in which an individual may establish an account, deposit money into the account, and use the account balance to pay for pari-mutuel wagering authorized under the Act.

The Board has a full-time staff of employees charged with conducting its daily functions. In addition to these full-time employees, the Board employs per-diem employees. Many of these part-time and seasonal employees only work on days when racing is conducted.

The IRB employs racing officials to represent the Board at the various racetracks (e.g., stewards and horse identifiers). In addition, the Board approves the following racing officials which are employed by the racetracks: General Manager, Association Steward, Racing Secretary, Assistant Racing Secretary, Paddock Judge, Patrol Judge, Placing Judge, Starter, Clerks of Scales, Track Veterinarian, Mutuel Manager, Director of Security, Track Superintendent, Outrider, Program Director, and Timer.

All persons participating in pari-mutuel racing under the jurisdiction of the IRB are required to be licensed. Each prospective licensee is fingerprinted. The Board may in its discretion deny a license to any person who has been convicted of a crime, who is unqualified to perform the duties required of the applicant, who fails to disclose or states falsely any information in the application, who has been found guilty of a violation

of the Act or the rules, or whose license has been suspended, revoked, or denied in another jurisdiction. A license is valid for the calendar year in which it is issued (all licenses expire on December 31) unless suspended or revoked under administrative regulations promulgated by the Board. The licensing department maintains an office located at the central office in Chicago and is present at all pari-mutuel racetracks prior to and during the opening of live race meetings to process license applications and collect fees.



Stewards exercise immediate supervision, control, and regulation of live racing at each licensed race meeting on behalf of the IRB. The powers of the stewards include authority over all horses and all persons, licensed or unlicensed, on association grounds during each race meeting as to all matters relating to racing. The stewards conduct hearings and issue determinations of all questions, disputes, protests, complaints, or objections concerning racing which arise during a race meeting and are responsible for issuing decisions or rulings pertaining to racing.

As a matter of course, the stewards review the films of each race before the results are posted “official.” The State Stewards are employees of the Board, and the Association Stewards are employees of each racing association.



State Veterinarians supervise the operations of the test barn, the collection of urine and blood samples for testing, preparation and documentation of the biologic samples that are transported to the laboratory, and administration of race day



furosemide injections by IRB approved veterinarians. The State Veterinarians also oversee all regulatory veterinary activities associated with live racing: pre-race examinations; race-day furosemide administrations; on-track monitoring of horse health and soundness; triage of racing injuries; and management of the veterinarians’ list of horses determined to be ineligible to race for medical reasons. The State Veterinarians are employees of the Board, and the Association Veterinarians are employees of each racing association.

IRB security personnel conduct investigations to determine the fitness of applicants for licensing, perform drug and alcohol testing on licensees pursuant to the administrative rules, collaborate with racetrack security, work with other racing jurisdictions to monitor licensee activity, and conduct investigations into alleged violations of the Act and administrative rules.

To ensure integrity and for the protection of the public, the Board regulates all pari-mutuel wagering, monitors pari-mutuel handle and takeout, and ensures the proper allocation and distribution of revenue generated by pari-mutuel wagering.

MBE/WBE/DBE Annual Report 2023
Organization or Inter-Track Wagering Licensee
Business Enterprise Program
for Minorities, Females, and Persons with Disabilities

The Illinois Racing Board (Board) promotes and encourages the Illinois organization and inter-track wagering licensees to procure goods and services from businesses owned by minorities, females, and persons with disabilities.

In this section you will find the Illinois Racing Board's 2023 Business Enterprise Program Annual Report, which shows the amount of dollars licensees (racetrack owners) have spent with BEP vendors and the percentage of BEP spending in relation to total expenditures.

Reporting Basis

Section 12.2 (b) of the Illinois Horse Racing Act requires that the Board shall, by rule, establish goals for the award of contracts by each organization licensee or inter-track wagering licensee to businesses owned by minorities, women, and persons with disabilities, expressed as percentages of an organization licensee's or inter-track wagering licensee's total dollar amount of contracts awarded during each calendar year. Each organization licensee or inter-track wagering licensee must make every effort to meet the goals established by the Board pursuant to this Section.



For calendar year 2023, similar to the Business Enterprise for Minorities, Females, and Persons with Disabilities Act (30 ILCS 575/4), The Illinois Racing Board recommended the following contracting goals for each organization licensee:

- Minority owned businesses – 11%;
- Female owned businesses – 7%; and
- Businesses owned by persons with disabilities – 2%

Additionally, the Act states that the Board shall file, no later than March 1 of each year, an annual report that shall detail the level of achievement toward the goals specified in this Section.

Analysis

The percentages reported below for calendar year 2023 were based on total actual spending and do not reflect any reduction for exempt expenditures allowed under Section 12.2 (b). Total spending for 2023 was \$5,739,744 with \$602,770 (10.5%) for total expenditures with registered BEP companies (3.1% MBE, 7.4% WBE and 0.0% DBE).

2023 ACTUAL (calendar year)	MBE	WBE	DBE	TOTAL MBE/WBE/DBE	TOTAL SPENDING
FAIRMOUNT PARK, INC.	\$0 0.0%	\$341,365 17.5%	\$0 0.0%	\$341,365 17.5%	\$1,949,648
HAWTHORNE RACE COURSE, INC. AND SUBURBAN DOWNS, INC.	\$177,824 4.7%	\$83,580 2.2%	\$0 0.0%	\$261,405 6.9%	\$3,790,096
TOTAL	\$177,824 3.1%	\$424,945 7.4%	\$0 0.0%	\$602,770 10.5%	\$5,739,744

MBE (minority owned business)

WBE (women owned business)

DBE (business owned by person with disability)

Organization Licensee Requirements

During 2023, the Illinois Racing Board made a concerted effort to update our procedures to ensure that the Organization Licensees are aware of the Business Enterprise Program contracting goals and are receiving the support they need from IRB staff in order to achieve these goals. This year IRB staff reached out to all Licensees to outline the reporting requirements. These requirements include:

- a) By November 1 of each calendar year, each organization licensee shall submit to the Board proposed contracting goals for the coming calendar year for minority owned businesses, female owned businesses and businesses owned by persons with disabilities.
- b) By January 31 of each year, each organization licensee shall file with the Board an annual report required pursuant to Section 12.2(c) of the Act. The annual report shall consist of:
 - The total number of contracts awarded and the average contract amount.
 - A detailed list of contracts awarded to MBE/WBE/DBE businesses.
 - A detailed description of overall goal achievement concerning purchases from MBE, WBE, and businesses owned by persons with disabilities over the 3 most recent fiscal years, a summary detailing expenditure subject to the goals, the actual goals specified, and the goals attained by each organization licensee or inter-track wagering licensee.

Over the course of the past three years, the organization licensees have not been able to achieve the goals of 11% MBE, 7% WBE, & 2% DBE set by the Illinois Racing Board. Throughout 2023, the Racing Board has worked closely with our organization licensees to bring focus to this deficiency and develop a plan to reach the approved goals. This year, the Racing Board required our licensees to create a new section on their websites that lists contracting opportunities available to minority business owners. Additionally, we have created communication channels to ensure that licensees have access to the State of Illinois list of approved BEP vendors and give guidance on how to help local companies register with the State. Finally, the IRB has created a new reporting structure for licensees to help them keep track of their BEP outreach and contracting goals.

Outlook for 2024

The Board established the following goals for calendar year 2024 (identical to the Illinois Business Enterprise Program total minority business goal of 20%): 11% for minority owned business (MBE); 7% for female owned business (WBE); and 2% for businesses owned by persons with disabilities (DBE) for a total goal of 20% of non-exempt expenditures, as provided in 230 ILCS 5/12.2, for each organization or inter-track wagering licensee.

In 2023, IRB staff began to modernize our monitoring efforts for Business Enterprise Program contracting goals and we will be working with our 2024 Organization Licensees to further enhance their abilities to reach our 2024 goals by:



- Encouraging racetracks to post upcoming contracts available for bidding and/or opportunities for service on their website and on local community job websites.

- Providing links on the IRB website that will direct small business owners to racetrack web pages that contain their list of contracting opportunities.

- Requiring racetracks to

quarterly report in detail their "good faith efforts" to meet the contracting goals through targeted outreach to BEP certified vendors and implement a process to justify contract goal exemptions, modifications, and waivers.

- Helping licensees identify current vendors in use who are diversity suppliers.
- Encouraging licensees to work with the Illinois Black Chamber of Commerce, Illinois Hispanic Chamber of Commerce, and other local Chambers of Commerce to ensure that contracting opportunities are widely publicized.
- Establishing remedies for failure to meet IRB goals and policies that could include civil penalties.

Laboratory

In May 2023, the Horseracing Integrity and Welfare Unit (HIWU) took over the sample collection process at both Hawthorne and Fairmount Park for thoroughbreds. The IRB recommended the University of Illinois at Chicago Analytical Forensic Testing Laboratory (UIC-FTL) continue as the testing center for Illinois samples.

Over the past year the UIC-FTL has conducted one of the most comprehensive equine drug testing programs in the country. The laboratory continues to adjust the blood screening method to encompass more compounds as well as reduce testing times by LC-MS-MS analysis. This is beneficial since more compounds require screening and quantification per IRB rules. Additionally, the laboratory continues to use Headspace GC-MS for the quantitation of total carbon dioxide in plasma, a method that the lab developed in-house and is quickly becoming the industry standard. The laboratory co-authored a presentation at the ICRAV meeting this year covering a multi-lab cross-validation study using the new tCO2 method.

The laboratory continues to assist the track stewards and security personnel in investigating possible doping violations that employ methods designed to circumvent our standard testing procedures. The laboratory also investigates and reports on special items such as syringes, drug vials and other contraband that are collected or seized at the racetracks.

The laboratory went through an ISO desk audit in 2023 with no major deficiencies and received full re-accreditation. Proficiency samples were sent from both the AORC and RMTC and the laboratory passed both programs. The laboratory has installed new instrumentation, an LC-MS QTOF which will allow it to increase the number of compounds that are able to be detected through routine testing.

2023 LABORATORY TEST SAMPLES

The thoroughbred numbers reflect samples collected and tested by the IRB before HIWU took over thoroughbred testing May 22, 2023

	<u>Thoroughbred</u>	<u>Harness</u>	<u>Total</u>
Post Race Urine Test Samples	312	658	970
Post Race Blood Test Samples	<u>323</u>	<u>703</u>	<u>1026</u>
Total Post Race Test Samples	635	1361	1996
Pre-race blood Samples	0	140	140
Prohibited Drug Positives	0	0	0
Overage Violations	2	2	4
Lasix Overage Violations	0	0	0
tCO2 Overage Violations	0	0	0

Prohibited Drug Positives 2014 – 2023

	2014	2015	2016	2017	2018	2019	2020	2021	2022	2023
Thoroughbred	6	22	26	2	5	3	3	1	0	2
Harness	<u>19</u>	<u>33</u>	<u>11</u>	<u>4</u>	<u>1</u>	<u>1</u>	<u>2</u>	<u>0</u>	<u>1</u>	<u>2</u>
Total	25	55	37	6	6	4	5	1	1	4

RACETRACKS

		<u>PHONE</u>	<u>ADDRESS</u>
Fairmount Park	www.fairmountpark.com	618-345-4300	9301 Collinsville Road, Collinsville, IL 62234
Hawthorne Race Course	www.hawthorneracecourse.com	708-780-3700	3501 S. Laramie, Cicero, IL 60804

OTB's

Alton	Time Out OTB	618-465-1006	315 Belle Street, Alton, IL 62002
Aurora	The Piazza (Closed 11/12/23)	630-978-2088	85 Executive Drive, Aurora, IL 60504
Chicago (111th Street)	Corliss OTB (Closed 4/2/23)	773-995-8238	11203 S. Corliss, Chicago, IL 60628
Crestwood	Crestwood OTB	708-489-4700	13148 Rivercrest Drive, Crestwood, IL 60445
Evergreen Park	Evergreen Park OTB	708-400-7226	2517 W 95th Street, Evergreen Park, IL 60805
Hoffman Estates	Trackside at the Saddle Room	847-645-7501	2559 Pratum Avenue, Hoffman Estates, IL 60192
Joliet	Black Eyed Susan	815-744-6500	2200 Jefferson Street, Joliet, IL 60435
Lansing	Black Eyed Susan	630-783-8253	17030 Torrence Ave, Lansing, IL 60438
McHenry	Salerno's Pizzeria and R Bar	779-545-2272	631 Ridgeway Dr. McHenry, IL 60650
Mokena	Stoney Point Grill	708-478-1670	19031 Old LaGrange Road, Mokena, IL 60448
North Aurora	The Turf Room	630-906-9300	650 Randall Crossings, North Aurora, IL 60542
Oakbrook Terrace	Oakbrook Terrace OTB	630-627-8238	17W648 22nd Street, Oakbrook Terrace, IL 60181
Peoria	Bullpen Bar (Closed 6/11/23)	309-832-0671	3225 N. Dries Lane, Peoria, IL 61604
Prospect Heights	Players Pub & Grill	847-693-7323	1250 South River Road, Prospect Heights, IL 60070
Rockford	Don Carter Lanes	815-398-2300	4007 E. State Street, Rockford, IL 61108
Sauget	Route 3 OTB	618-274-6468	2400 Mississippi Avenue, Sauget, IL 62201
Springfield	Capital Teletrack	217-546-2111	1766 Wabash Avenue, Springfield, IL 62704
Villa Park	Trackside at Crazy Pour	630-758-0099	105 E. North Ave, Villa Park, IL 60181

ADW's (Advance Deposit Wagering)

Bet America	www.betamerica.com	866-607-7929
AmWager	www.amwager.com	877-767-4447
Club Hawthorne	www.clubhawthorne.com	708-780-3700
NYRA Bets	www.nyrabets.com	844-697-2238
TVG	www.tvg.com	888-752-9884
Twin Spires	www.twinspires.com	877-774-7371
Xpressbet	www.xpressbet.com	866-889-7737

**ORGANIZATIONS**

Illinois Racing Board	www.illinois.gov/irb	312-814-2600	555 W. Monroe #1700S, Chicago IL 60661
ITHA	www.itharacing.com	847-577-6464	7301 W. 25th St. #321, North Riverside, IL 60546
IHHA	www.harnessillinois.com	630-323-0808	15 Spinning Wheel Road #432, Hinsdale, IL 60521
ILHBPA	www.ilhbpa.com	618-345-7724	9301 Collinsville Road, Collinsville, IL 62234
ITBOF-Hawthorne Office	www.itbof.net	847-253-1136	P.O. Box 7, Lyons, IL 60534

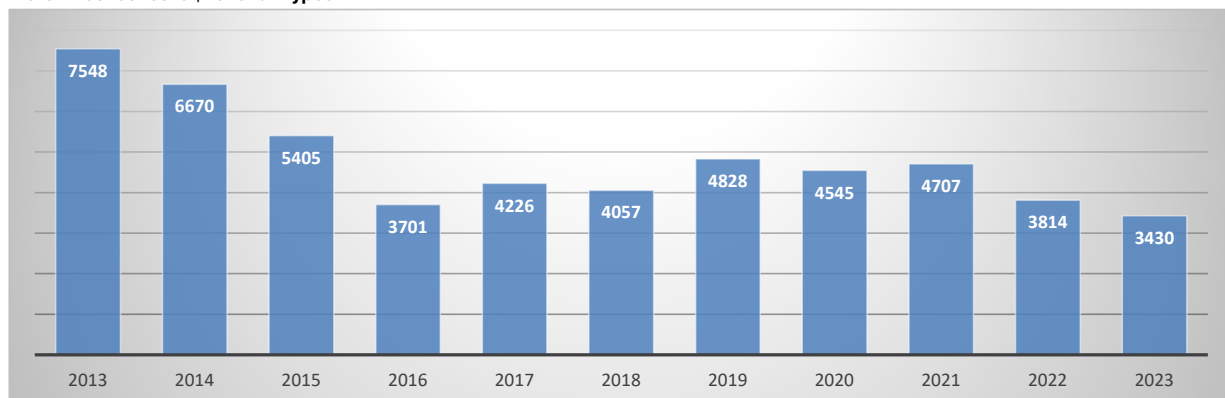
LICENSING

Pursuant to Section 15 of the Illinois Horse Racing Act of 1975 (230 ILCS 5/15), all persons participating in pari-mutuel racing under the jurisdiction of the Board are required to be licensed.

The Board issued the following licenses during license year 2023

LICENSE TYPE	HARNESS	T-BRED	HARNESS T-BRED	TOTAL	'23 vs'22 +/- %
Authorized Agent		26		26	-40%
Apprentice Jockey		6		6	20%
Assistant Trainer		61		61	-16%
Blacksmith	4	14		18	20%
Claiming		6		6	-50%
Driver	25			25	-7%
Driver-Trainer	20			20	-49%
Driver-Trainer-Owner	93			93	16%
Exercise Person		91		91	-13%
Foreman		12		12	0%
Groom	105	307		412	-8%
Hot Walker		161		161	10%
Inter-track Employee			45	45	7%
Jockey Agent		13		13	-24%
Jockey		61		61	-25%
Owner	513	989		1502	-14%
Owner-Driver	6			6	-33%
Owner Asst. Trainer		20		20	-23%
Owner-Trainer	70	125		195	-2%
Pony Person		26		26	-10%
Racing Official	20	44		64	-7%
Race Track Employee	5	88	8	101	38%
Totalizator Employee			9	9	0%
Trainer	19	54		73	-20%
Veterinarian	3	7		10	25%
Veterinarian Asst.	2	5		7	-13%
Vendor	2	23		25	-11%
Vendor Helper	3	12		15	-29%
Stables	81	246		327	-8%
TOTAL LICENSES '23	971	2,397	62	3,430	-10%
TOTAL LICENSES '22	1,090	2,704	20	3,814	
TOTAL REVENUES '23	\$24,275	\$59,925	\$1,550	\$85,750	-10%

Note: License fee is \$25 for all types



RACING DATES AWARDED IN 2023 & 2024

THOROUGHBRED

2023

2024

HAWTHORNE RACE COURSE

68 Live Days (66 raced)

78 Live Days

Hawthorne Race Course, Inc.

March 4 - May 27

2 days/week

May 28 - September 4

3 days/week

March 23 - June 1

2 days/week

June 2 - October 13

3 days/week

FAIRMOUNT PARK

62 Live Days (60 Raced)

62 Live Days

Fairmount Park, Inc.

April 18 - November 18

2 days/week

April 16 - November 16

2 days/week

STANDARD BRED

2023

2024

HAWTHORNE RACE COURSE

49 Live Days (43 Raced)

46 Live Days

Suburban Downs, Inc.

September 9 - November 18

3 nights/week

November 19 - December 31

2 nights/week

January 1 - February 12

2 nights/week

October 19 - December 30

2 nights/week

STATE FAIRS

7 Live Days (5 Raced)

8* Live Days

Illinois State Fair (Springfield)

August 16, Double Card

August 8, 9, 10, 14 and 15th

DuQuoin State Fair

August 28, 29 and 30th

August 26, 27 and 28th

* Anticipated

**ILLINOIS RACING BOARD STATEMENT OF SOURCE AND ALLOCATION OF REVENUE
FOR THE 2023 RACING YEAR**

SOURCE OF REVENUE:	
Application and License Fees of Racing Associations	\$ 56,535
Admission Taxes	\$ 46,040
Pari-mutuel Tax (Tracks and OTBs)	\$ 2,674,902
Pari-mutuel Tax Credit Used	\$ (1,008,480)
Advanced Deposit Wagering (ADW) Pari-Mutuel Tax (1.75% of Handle)	\$ 5,226,468
.2% Surcharge for Racing Board (includes \$100,000 to Quarter Horse Purse Fund)	\$ 744,566
Licensing of Racing Personnel	\$ 85,750
Fingerprint Fees	\$ 13,334
Photo Fees	\$ 170
Horsemen's Fines	\$ 24,113
Miscellaneous Sources	\$ -
TOTAL STATE REVENUES RECEIVED	\$ 7,863,399
2% of OTB Handle to City and County	\$ 2,785,378
OTB Admission Tax to City of Chicago	\$ 4,690
OTB Admission Tax to Cook County	\$ 22,635
On Track City Admission Tax	\$ 30,694
Intertrack Surcharge to County (20 %)	\$ 23,812
TOTAL LOCAL GOVERNMENT REVENUES RECEIVED	\$ 2,867,209
TOTAL REVENUES	\$ 10,730,608

ALLOCATION OF REVENUE:	
Horse Racing Fund	\$ 6,990,766
Quarterhorse Breeders' Fund	\$ 12,660
Quarterhorse Purse Fund (from IRB .2% Surcharge)	\$ 100,000
Standardbred Purse Fund (.25% Tax of ADW Handle)	\$ 746,638
Fingerprinting (State Police and Vendor)	\$ 13,334
TOTAL STATE REVENUES ALLOCATED	\$ 7,863,399
To Cities	\$ 1,428,073
To Counties	\$ 1,439,136
TOTAL LOCAL GOVERNMENT REVENUES ALLOCATED	\$ 2,867,209
TOTAL REVENUES ALLOCATED	\$ 10,730,608

**ILLINOIS RACING BOARD
STATEMENT OF CASH DISBURSEMENTS
FOR 2023**

	GENERAL ADMINISTRATION	SUPERVISION OF RACE MEETS & LABORATORY	TOTAL EXPENDITURES
Salary Expenses, including Retirement and Social Security	\$ 2,048,787	\$ 965,353	\$ 3,014,139
Professional Service Contracts	\$ -	\$ 101,686	\$ 101,686
Contractual Services:			
Freight, Repairs, Rentals, Postage, Professional Services, etc	\$ 186,367	\$ 14,759	\$ 201,126
Worker's Comp, Personal Service Fund and Statutory Transfers	\$ -	\$ 35,143	\$ 35,143
Travel Expenses	\$ 15,378	\$ 13,715	\$ 29,093
Commodities:			
Office Supplies, Repair Parts, etc.	\$ 1,039	\$ 144,717	\$ 145,756
Printing	\$ -	\$ -	\$ -
Equipment	\$ 1,094	\$ 51,490	\$ 52,584
EDP Processing	\$ 77,604	\$ 67,525	\$ 145,129
Telecommunications	\$ 55,855	\$ -	\$ 55,855
Operating Auto Equipment	\$ 3,741	\$ -	\$ 3,741
Refunds (Court of Claims)	\$ 28	\$ -	\$ 28
Laboratory Services	\$ -	\$ 310,815	\$ 310,815
Total 2023 Operating Expenses	\$ 2,389,894	\$ 1,705,203	\$ 4,095,096

OPERATING EXPENSES THROUGH THE YEARS

2023	\$4,095,096
2022	\$4,529,047
2021	\$4,474,056
2020	\$3,890,602
2019	\$4,441,680
2018	\$4,970,474
2017	\$5,312,353
2016	\$5,224,432
2015	\$6,024,160
2010	\$6,589,471
2005	\$6,825,055
2000	\$7,059,863
1995	\$5,830,685

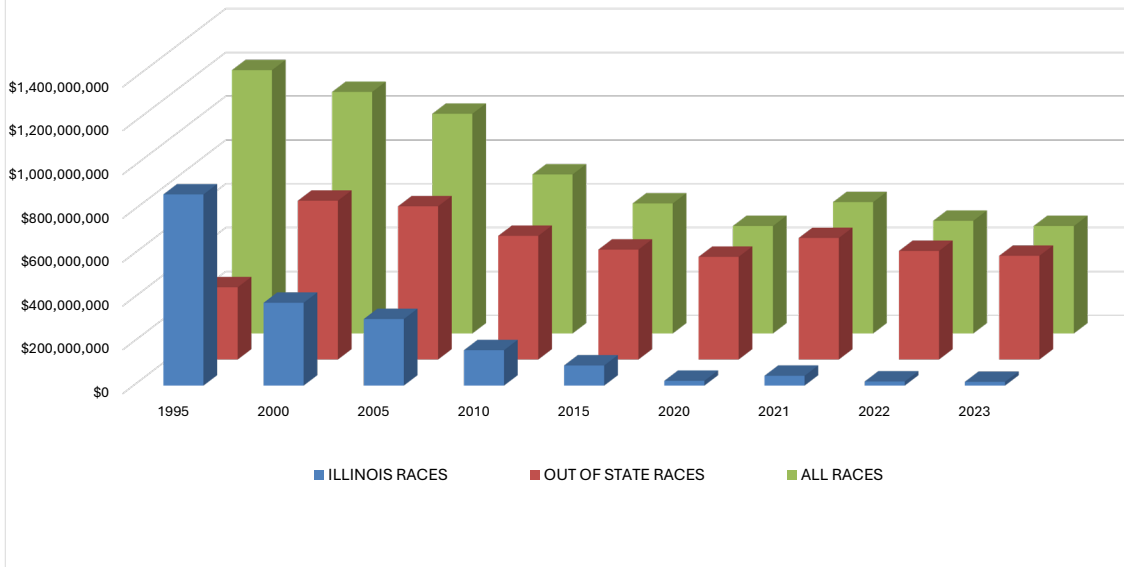


SUMMARY OF SURCHARGES AND TAXES IN 2023

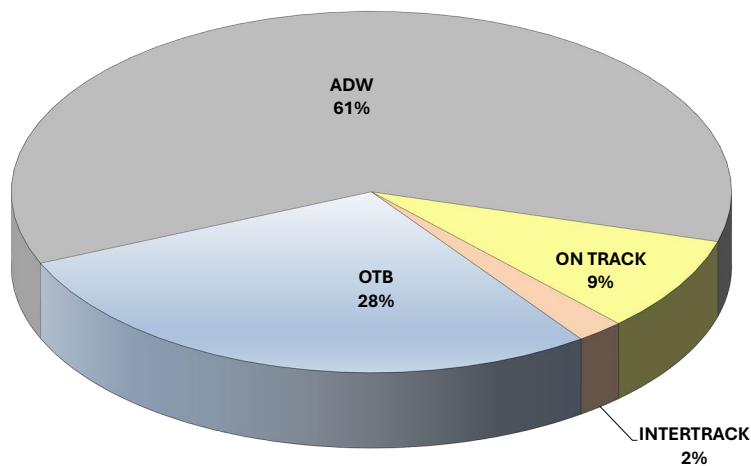
Surcharges	Tracks/OTBs	ADW	Total
Optional On Track 1% Allocation: Racetrack Income	\$ 39,067	\$0	\$ 39,067
Statutory Intertrack 1.5% Allocation: 20% ITW County, 40% ITW, 40% ITW Purses	\$ 119,105	\$0	\$ 119,105
Statutory OTB 2.5% Allocation: Used to Pay 1% of Handle to each City and County	\$ 2,525,117	\$0	\$ 2,525,117
Statutory .2% Allocation: \$100,000 to Quarter Horse Purse Fund Remainder to Horse Racing Fund (Racing Board)	\$ 277,675	\$ 466,891	\$ 744,566
Optional .5% Allocation: Racetrack/ADW Income to be split evenly with Purses	\$ 564,302	\$0	\$ 564,302
Statutory ADW .18% Allocation: Standardbred Purse Accounts	\$0	\$ 420,192	\$ 420,192
Total Surcharges	\$3,525,266	\$887,083	\$4,412,349

Taxes	Tracks/OTBs	ADW	Total
Statutory 1.5% Pari-Mutuel Tax (Fairmount Park/OTBs .75%)	\$ 2,674,902	\$ 4,479,830	\$ 7,154,732
<u>Less Statutory Tax Credit Used for Tracks and OTBs</u>	<u>\$ (1,008,480)</u>	<u>\$0</u>	<u>\$ (1,008,480)</u>
Net Pari-Mutuel Taxes Paid Allocation: Horse Racing Fund (Racing Board)	\$ 1,666,422	\$ 4,479,830	\$ 6,146,252
Statutory ADW .25% Allocation: Standardbred Purse Fund	\$0	\$ 746,638	\$ 746,638
Statutory 8.5% of Taxes on Quarter Horse Wagering Allocation: Quarter Horse Breeders' Fund	\$ 4,244	\$ 8,415	\$ 12,660
Statutory .15 Admission Tax at Tracks (Paid Admissions) Allocation: Horse Racing Fund (Racing Board)	\$ 46,040	\$0	\$ 46,040
Statutory \$1 Admission Tax at OTBs (Cook Co./Chicago) Allocation: Local Governments - City and County	\$ 27,325	\$0	\$ 27,325
Total Taxes	\$ 1,744,031	\$ 5,234,884	\$ 6,978,915

Illinois Handle 1995 - 2023



2023 Total Illinois Wagering by Source

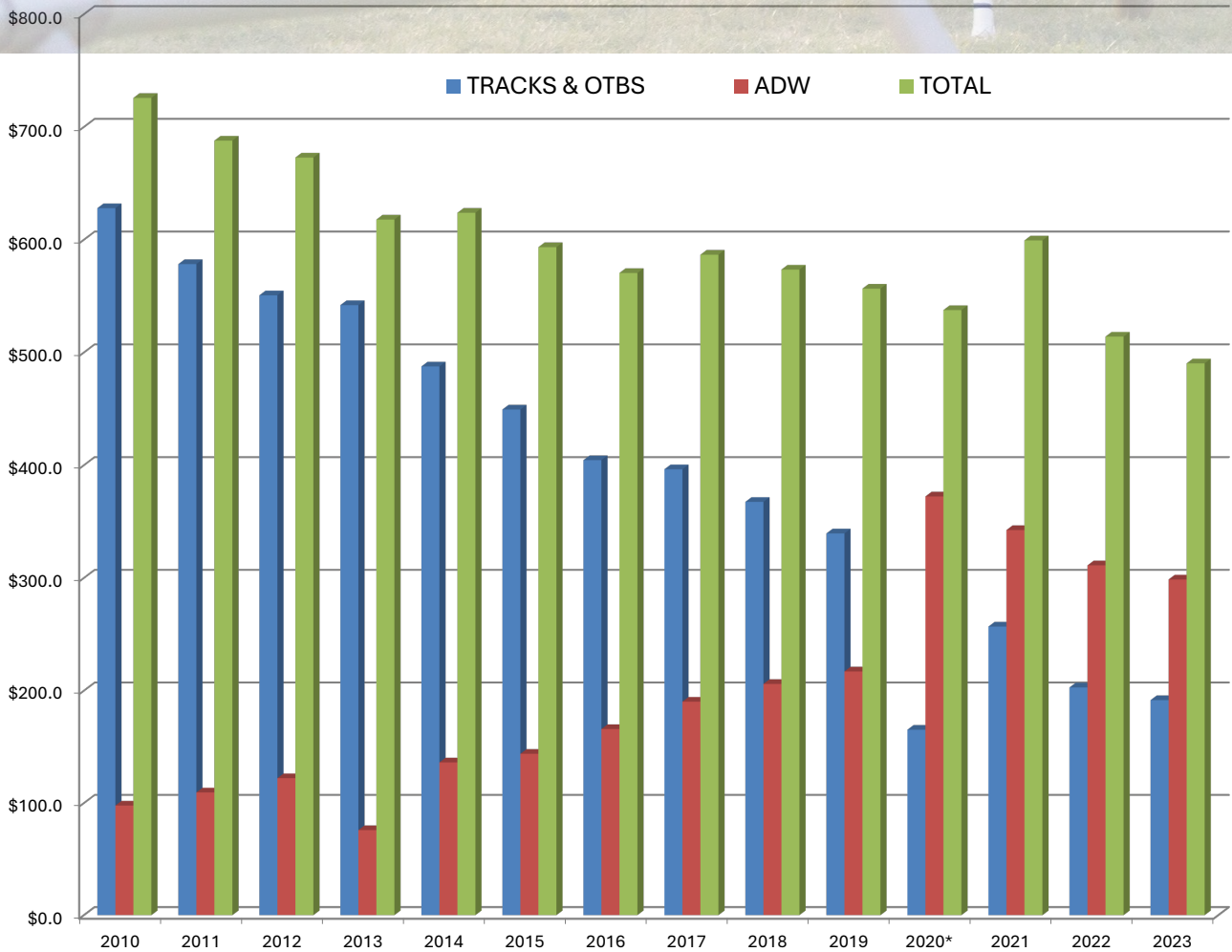


On Track Wager	A pari-mutuel wager placed at an Illinois racetrack facility on a Live race run at that facility or simulcast race which the track hosts.
Intertrack Wager	A pari-mutuel wager placed at an Illinois racetrack facility on a Live race at another Illinois facility or simulcast race which the track does not host
OTB Wager	A pari-mutuel wager placed at an Off Track Betting Facility In Illinois on either a live or simulcast race.
ADW Wager	A pari-mutuel wager in which a resident of Illinois establishes an account, deposits money into the account, and uses the account balance to pay for pari-mutuel wagering via a digital device or through the internet.

HANDLE				
ON TRACK	INTERTRACK	OTB	ADW	TOTAL
\$41,860,110	\$10,523,065	\$139,268,920	\$298,655,337	\$490,307,432

ILLINOIS HANDLE WAGERING ON HORSE RACING 2010 - 2023 (HANDLE IN MILLIONS)

YEAR	TRACKS & OTBS	ADW	TOTAL	ADW as a % of TOTAL	TOTAL YR to YR	TRK & OTB YR to YR	ADW YR to YR
2010	\$ 628.0	\$ 97.8	\$ 725.8	13%	-1%	-12%	
2011	\$ 578.4	\$ 109.5	\$ 687.9	16%	-5%	-8%	12%
2012	\$ 550.7	\$ 122.2	\$ 672.9	18%	-2%	-5%	12%
2013	\$ 542.0	\$ 75.9	\$ 617.9	12%	-8%	-2%	-38%
2014	\$ 487.6	\$ 136.3	\$ 623.9	22%	1%	-10%	80%
2015	\$ 449.4	\$ 144.0	\$ 593.4	24%	-5%	-8%	6%
2016	\$ 404.5	\$ 166.0	\$ 570.5	29%	-4%	-10%	15%
2017	\$ 396.4	\$ 190.3	\$ 586.7	32%	3%	-2%	15%
2018	\$ 367.5	\$ 206.0	\$ 573.5	36%	-2%	-7%	8%
2019	\$ 339.5	\$ 217.1	\$ 556.6	39%	-3%	-8%	5%
2020*	\$ 165.4	\$ 372.3	\$ 537.6	69%	-3%	-51%	71%
2021	\$ 256.9	\$ 342.5	\$ 599.4	57%	11%	55%	-8%
2022	\$ 202.9	\$ 311.2	\$ 514.1	61%	-14%	-21%	-9%
2023	\$ 191.7	\$ 298.7	\$ 490.3	61%	-5%	-6%	-4%



* Covid -19 Restrictions to facility caused shift in handle from Tracks and OTB's to ADW

2023 COMPARISON OF LOCATION HANDLES

LIVE ILLINOIS RACING AND SIMULCASTS

LIVE PRGMS	AMOUNT WAGERED	ON TRACK	ON TRACK %	INTER TRACK	INTER TRACK %	OFF TRACK	OFF TRACK %	ADW	ADW %
THOROUGHBRED MEETINGS									
66 Hawthorne Race Course	\$ 148,326,694	\$ 29,118,940	19.6%	\$ 8,988,705	6.1%	\$ 110,219,049	74.3%		
60 Fairmount Park	\$ 5,502,529	\$ 5,043,155	91.7%	\$ 82,357	1.5%	\$ 377,017	6.9%		
126 THOROUGHBRED TOTAL	\$ 153,829,223	\$ 34,162,096	22.2%	\$ 9,071,062	5.9%	\$ 110,596,066	71.9%		
HARNESS MEETINGS									
43 Suburban Downs at Hawthorne	\$ 37,652,516	\$ 7,558,095	20.1%	\$ 1,443,232	3.8%	\$ 28,651,188	76.1%		
2 Springfield State Fair	\$ 83,619	\$ 75,095	89.8%	\$ 1,842	2.2%	\$ 6,683	8.0%		
3 DuQuoin State Fair	\$ 86,737	\$ 64,825	74.7%	\$ 6,929	8.0%	\$ 14,983	17.3%		
48 HARNESS TOTAL	\$ 37,822,872	\$ 7,698,015	20.4%	\$ 1,452,003	3.8%	\$ 28,672,854	75.8%		
BRICK/MORTAR FACILITIES	\$ 191,652,095	\$ 41,860,110	21.8%	\$ 10,523,065	5.5%	\$ 139,268,920	72.7%		
ADVANCE DEPOSIT WAGERING	\$ 298,655,337							298,655,337	
174 TOTAL ALL RACING	\$ 490,307,433	\$ 41,860,110	8.5%	\$ 10,523,065	2.1%	\$ 139,268,920	28.4%	298,655,337	60.9%

LIVE ILLINOIS RACING ONLY

LIVE PRGMS	AMOUNT WAGERED	ON TRACK	ON TRACK %	INTER TRACK	INTER TRACK %	OFF TRACK	OFF TRACK %	ADW	ADW %
THOROUGHBRED MEETINGS									
66 Hawthorne Race Course	\$ 7,197,269	\$ 1,806,904	25.1%	\$ 121,432	1.7%	\$ 1,823,154	25.3%	\$ 3,445,779	47.9%
60 Fairmount Park	\$ 6,795,464	\$ 5,043,155	74.2%	\$ 82,357	1.2%	\$ 377,017	5.5%	\$ 1,292,935	19.0%
126 THOROUGHBRED TOTAL	\$ 13,992,733	\$ 6,850,059	49.0%	\$ 203,789	1.5%	\$ 2,200,171	15.7%	\$ 4,738,714	33.9%
HARNESS MEETINGS									
43 Suburban Downs at Hawthorne	\$ 2,845,311	\$ 685,397	24.1%	\$ 31,423	1.1%	\$ 784,316	27.6%	\$ 1,344,175	47.2%
2 Springfield State Fair	\$ 101,469	\$ 75,095	74.0%	\$ 1,842	1.8%	\$ 6,683	6.6%	\$ 17,851	17.6%
3 DuQuoin State Fair	\$ 132,980	\$ 64,825	48.7%	\$ 6,929	5.2%	\$ 14,983	11.3%	\$ 46,243	34.8%
48 HARNESS TOTAL	\$ 3,079,760	\$ 825,317	26.8%	\$ 40,193	1.3%	\$ 805,981	26.2%	\$ 1,408,269	45.7%
174 TOTAL ALL RACING	\$ 17,072,493	\$ 7,675,376	45.0%	\$ 243,982	1.4%	\$ 3,006,152	17.6%	\$ 6,146,983	36.0%

2023 OTB HANDLES

OFF TRACK BETTING LOCATIONS	LIVE ILLINOIS HANDLE	SIMULCAST HANDLE	TOTAL HANDLE	AVERAGE DAILY HANDLE
<i>OAKBROOK TERRACE-Hawthorne</i>	\$ 403,282	\$ 23,815,099	\$ 24,218,381	\$ 66,534
<i>PROSPECT HEIGHTS - Hawthorne</i>	\$ 383,910	\$ 19,026,160	\$ 19,410,070	\$ 53,324
<i>CRESTWOOD - Hawthorne</i>	\$ 520,703	\$ 17,629,368	\$ 18,150,071	\$ 49,863
<i>closed 4/2/23 CHICAGO (Corliss) - Hawthorne</i>	\$ 21,470	\$ 3,322,921	\$ 3,344,391	\$ 36,352
<i>VILLA PARK-Hawthorne</i>	\$ 240,647	\$ 12,234,134	\$ 12,474,782	\$ 34,271
<i>HOFFMAN ESTATES-Hawthorne</i>	\$ 228,191	\$ 8,663,180	\$ 8,891,371	\$ 24,427
<i>MOKENA - Hawthorne</i>	\$ 175,334	\$ 7,206,277	\$ 7,381,611	\$ 20,279
<i>EVERGREEN PARK- Hawthorne</i>	\$ 181,912	\$ 6,409,170	\$ 6,591,082	\$ 18,107
<i>LANSING-Hawthorne</i>	\$ 137,638	\$ 6,226,448	\$ 6,364,086	\$ 17,484
<i>SAUGET - Fairmount</i>	\$ 178,908	\$ 5,602,900	\$ 5,781,808	\$ 15,884
<i>JOLIET - Hawthorne</i>	\$ 100,393	\$ 5,451,432	\$ 5,551,825	\$ 15,252
<i>ROCKFORD - Hawthorne</i>	\$ 58,200	\$ 4,368,648	\$ 4,426,848	\$ 12,162
<i>closed 11/12/23 AURORA - Hawthorne</i>	\$ 108,030	\$ 3,761,258	\$ 3,869,287	\$ 10,630
<i>ALTON - Fairmount</i>	\$ 71,985	\$ 3,312,755	\$ 3,384,740	\$ 10,319
<i>MCHENRY-Hawthorne</i>	\$ 58,222	\$ 3,443,297	\$ 3,501,519	\$ 9,620
<i>NORTH AURORA-Hawthorne</i>	\$ 69,759	\$ 3,132,821	\$ 3,202,580	\$ 8,798
<i>SPRINGFIELD - Fairmount</i>	\$ 60,316	\$ 1,942,626	\$ 2,002,942	\$ 5,503
<i>closed 6/11/23 PEORIA-Hawthorne</i>	\$ 7,253	\$ 714,276	\$ 721,529	\$ 4,454
TOTAL	\$ 3,006,152	\$ 136,262,768	\$ 139,268,920	\$ 382,607

2023 INTERTRACK HANDLES

INTERTRACK LOCATIONS	LIVE ILLINOIS HANDLE	SIMULCAST HANDLE	TOTAL HANDLE	AVERAGE DAILY HANDLE
<i>HAWTHORNE RACE COURSE and Suburban Downs</i>	\$ 2,577,395	\$ 34,184,734	\$ 36,762,129	\$ 100,995
<i>FAIRMOUNT PARK</i>	\$ 5,202,044	\$ 10,279,083	\$ 15,481,127	\$ 42,531
<i>STATE FAIRS</i>	\$ 139,919	\$ -	\$ 139,919	\$ 27,984
TOTAL	\$ 7,919,358	\$ 44,463,817	\$ 52,383,175	\$ 143,525



SUMMARY OF SURCHARGES AND REVENUES TO LOCAL GOVERNMENTS FROM STATUTORY 2.5% SURCHARGE AT OFF TRACK BETTING PARLORS IN 2023

	DATE OPENED	COUNTY	HANDLE	2.5 % STATUTORY SURCHARGE ON WINNINGS	REVENUE TO THE CITY (1% OF HANDLE)	REVENUE TO THE COUNTY (1% OF HANDLE)	OVER/(UNDER) TO LICENSEE
FAIRMOUNT PARK							
SAUGET	02/12/01	ST. CLAIR	\$ 5,781,808	\$ 104,585	\$ 57,818	\$ 57,818	\$ (11,051)
ALTON	10/03/02	MADISON	\$ 3,384,740	\$ 61,726	\$ 33,847	\$ 33,847	\$ (5,969)
SPRINGFIELD	05/05/88	SANGAMON	\$ 2,002,942	\$ 36,305	\$ 20,029	\$ 20,029	\$ (3,754)
Total			\$ 11,169,490	\$ 202,616	\$ 111,695	\$ 111,695	\$ (20,774)
HAWTHORNE RACE COURSE							
OAKBROOK TERRACE	09/04/92	DUPAGE	\$ 24,218,381	\$ 441,658	\$ 242,184	\$ 242,184	\$ (42,709)
PROSPECT HEIGHTS	04/25/12	COOK	\$ 19,410,070	\$ 355,247	\$ 194,101	\$ 194,101	\$ (32,955)
CRESTWOOD	02/17/92	COOK	\$ 18,150,071	\$ 329,527	\$ 181,501	\$ 181,501	\$ (33,474)
VILLA PARK	01/21/22	DUPAGE	\$ 12,474,782	\$ 226,181	\$ 124,748	\$ 124,748	\$ (23,314)
HOFFMAN ESTATES	12/02/21	COOK	\$ 8,891,371	\$ 162,546	\$ 88,914	\$ 88,914	\$ (15,282)
MOKENA	05/16/03	WILL	\$ 7,381,611	\$ 132,617	\$ 73,816	\$ 73,816	\$ (15,016)
EVERGREEN PARK	01/17/22	COOK	\$ 6,591,082	\$ 117,257	\$ 65,911	\$ 65,911	\$ (14,564)
LANSING	01/08/20	COOK	\$ 6,364,086	\$ 111,856	\$ 63,641	\$ 63,641	\$ (15,426)
JOLIET	10/25/90	WILL	\$ 5,551,825	\$ 99,122	\$ 55,518	\$ 55,518	\$ (11,914)
ROCKFORD	03/03/22	WINNEBAGO	\$ 4,426,848	\$ 79,076	\$ 44,268	\$ 44,268	\$ (9,461)
AURORA - Closed 11/12/23	12/16/21	DUPAGE	\$ 3,869,287	\$ 70,185	\$ 38,693	\$ 38,693	\$ (7,201)
MCHENRY	12/10/21	MCHENRY	\$ 3,501,519	\$ 65,266	\$ 35,015	\$ 35,015	\$ (4,764)
CHICAGO (Cortiss)- Closed 4/2/23	04/18/91	COOK	\$ 3,344,391	\$ 61,370	\$ 33,444	\$ 33,444	\$ (5,517)
NORTH AURORA	12/01/21	KANE	\$ 3,202,580	\$ 57,409	\$ 32,026	\$ 32,026	\$ (6,642)
PEORIA - Closed 6/11/23	04/24/18	PEORIA	\$ 721,529	\$ 13,184	\$ 7,215	\$ 7,215	\$ (1,247)
Total			\$ 128,099,430	\$ 2,322,501	\$ 1,280,994	\$ 1,280,994	\$ (239,488)
TOTAL			\$ 139,268,920	\$ 2,525,117	\$ 1,392,689	\$ 1,392,689	\$ (260,262)



July 2023 Fairmount Park PDJF donation

2023 ADVANCE DEPOSIT WAGERING

Advance Deposit Wagering (ADW) officially began in Illinois on October 13, 2009. Six companies were licensed in 2023 as ADW providers (*Bet America was acquired by Twin Spires in 2017). Illinois patrons place funds into an account and then wager on races using a digital or internet device. Each ADW provider must have an agreement with an Illinois racetrack and their affiliated horsemen's association.

ADW PROVIDER	Handle	DAILY AVERAGE	Daily	
			State Tax 1.75%	Average
TVG - (Fairmount)	\$ 137,302,960	\$376,172	\$ 2,402,802	\$ 6,583
Twin Spires - (Fairmount)	\$ 88,978,421	\$243,776	\$ 1,557,122	\$ 4,266
Xpressbet - (Hawthorne)	\$ 31,372,772	\$85,953	\$ 549,024	\$ 1,504
Club Hawthorne - (Hawthorne)	\$ 26,218,569	\$71,832	\$ 458,825	\$ 1,257
NYRA Bets (Hawthorne)	\$ 13,294,342	\$36,423	\$ 232,651	\$ 637
*Bet America (Fairmount)	\$ 1,471,621	\$4,032	\$ 25,753	\$ 71
AmWager (Hawthorne)	\$ 16,653	\$141	\$ 291	\$ 2
TOTAL	\$ 298,655,337	\$818,234	\$ 5,226,468	\$ 14,319

Monthly ADW Handle	Handle
January	20,056,835
February	20,459,130
March	23,892,624
April	26,144,947
May	41,759,253
June	26,180,984
July	26,798,933
August	27,460,761
September	21,986,945
October	20,861,226
November	23,928,317
December	19,125,384
TOTAL	\$ 298,655,337



Breakdown of ADW Handle	Amount	% of Handle
2023 ADW Handle	\$ 298,655,337	
1.5% Tax to Horse Racing Fund	\$ 4,479,830	1.50%
.25% Tax to Standardbred Purse	\$ 746,638	0.25%
Host Simulcast Fees	\$ 20,049,291	6.71%
ADW Fee	\$ 19,529,022	6.54%
Illinois Track Commission	\$ 7,460,983	2.50%
Illinois Purses	\$ 7,460,983	2.50%
Breakage	\$ 800,026	0.27%
Surcharge (.18%) to Standardbred Purse	\$ 420,192	0.14%
Surcharge (.2%) to Racing Board	\$ 466,891	0.16%
Optional Surcharge (.5%) to ADW	\$ -	0.00%
Payout to Public	\$ 237,241,481	79.44%

Illinois Races vs. Out of State Races		
ADW Handle on Hawthorne Thoroughbred Races	\$ 3,445,779	
ADW Handle on Suburban Downs Harness Races	\$ 1,344,175	
ADW Handle on Fairmount Races	\$ 1,292,935	
ADW Handle on State Fairs	\$ 64,094	
TOTAL ADW Handle on Illinois Races	\$ 6,146,983	2%
TOTAL ADW Handle on Out of State Races	\$ 292,508,354	98%
TOTAL	\$ 298,655,337	



2023 COMMINGLED HANDLE VS. SIMULCAST HANDLE

	COMMINGLED	SIMULCASTING	
	OUT-OF STATE HANDLE INTO ILLINOIS POOLS	ILLINOIS HANDLE ON OUT OF STATE RACES	"TRADE BALANCE" DIFFERENCE
THOROUGHBRED MEETS			
HAWTHORNE RACE COURSE	\$79,258,177	\$144,575,204	(\$65,317,027)
FAIRMOUNT PARK	\$26,551,511	\$0	\$26,551,511
THOROUGHBRED TOTAL	\$ 105,809,688	\$ 144,575,204	\$ (38,765,516)

	COMMINGLED	SIMULCASTING	
	OUT-OF STATE HANDLE INTO ILLINOIS POOLS	ILLINOIS HANDLE ON OUT OF STATE RACES	"TRADE BALANCE" DIFFERENCE
HARNESS MEETS			
SUBURBAN DOWNS (@Hawthorne Racecourse)	\$18,861,673	\$36,151,381	(\$17,289,708)
STATE FAIRS	\$335,901	\$0	\$335,901
HARNESS TOTAL	\$ 19,197,575	\$ 36,151,381	\$ (16,953,806)

ADVANCE DEPOSIT WAGERING (ADW)	\$ 292,508,354
---------------------------------------	-----------------------

ALL RACING TOTAL	\$125,007,263	\$473,234,939	(\$348,227,676)
-------------------------	----------------------	----------------------	------------------------

1998 - 2023 "TRADE BALANCE" FROM SIMULCASTING INTO AND OUT OF ILLINOIS

	COMMINGLED	SIMULCASTING	
	OUT-OF STATE HANDLE INTO ILLINOIS POOLS	ILLINOIS HANDLE ON OUT OF STATE RACES	"TRADE BALANCE" DIFFERENCE
1998	455,011,181	699,709,458	(244,698,277)
1999	516,104,829	729,639,342	(213,534,513)
2000	628,884,689	724,779,204	(95,894,515)
2001	743,634,500	738,639,096	4,995,404
2002	914,879,233	749,400,714	165,478,519
2003	765,812,794	759,673,491	6,139,303
2004	834,052,261	732,303,750	101,748,511
2005	896,740,508	699,214,766	197,525,742
2006	844,791,759	693,097,332	151,694,427
2007	841,087,982	674,774,868	166,313,114
2008	846,028,897	598,518,783	247,510,115
2009	736,608,500	547,797,041	188,811,459
2010	553,267,781	564,309,696	(11,041,915)
2011	543,970,610	531,066,871	12,903,739
2012	594,052,598	511,990,098	82,062,500
2013	551,503,373	475,241,479	76,261,894
2014	431,013,076	507,351,977	(76,338,901)
2015	335,178,770	501,508,910	(166,330,140)
2016	260,487,398	497,843,113	(237,355,715)
2017	245,643,002	520,584,428	(274,941,426)
2018	249,946,906	508,608,883	(258,661,977)
2019	209,127,567	500,165,987	(291,038,420)
2020*	174,844,474	487,161,743	(312,317,269)
2021	223,417,675	537,170,884	(313,753,209)
2022	122,014,802	495,442,324	(373,427,522)
2023	125,007,263	473,234,939	(348,227,676)

Notes: Advance Deposit Wagering on Illinois Races is not included in the commingled totals.

Advance Deposit Wagering on out-of-state races is included above and amounted to: 2009=\$17.1M, 2010=\$84.9M, 2011=\$94.8M, 2012=\$104.4M, 2013=\$64.5M, 2014=\$121.7M, 2015=\$132.3M, 2016=\$154.9M, 2017=\$179M, 2018=\$193M, 2019=\$205M, 2020=\$360M, 2021=\$329M, 2022=\$305M

* 2020 COVID-19 Restrictions limited Racing causing a significant decline in out of state handle

PURSE RECAPTURE

Purse recapture is a 1995 provision of the law that allows racetracks to recoup losses on live handle brought on by the authorization of full-card simulcasting of races from other states. The recapture amount is 2% of the decrease of Illinois handle on Illinois races from 1994. The recapture monies allocated to the racetracks are deducted from the purse accounts. In 1999, legislation was passed that authorized annual appropriations to the Department of Agriculture for reimbursement to purse accounts equal to the recapture amounts. The appropriation is an annual decision. The racetracks will always receive their monies either from the State or from the originally intended purse accounts. Below are the annual amounts of purse recapture since 1995, when full card was authorized.

	Illinois Handle on Illinois Races		Recapture		
	Year	Amount	Race Year	Year	Recapture
These handles are from racetracks and OTB's only and do not include ADW	1994	\$1,181,911,128	1995	1996	\$4,234,922
	1995	\$872,357,004	1996	1997	\$9,728,218
	1996	\$660,598,891	1997	1998	\$6,894,623
	1997	\$553,709,328	1998	1999	\$10,254,087
	1998	\$387,351,792	1999	2000	\$15,063,347
	1999	\$374,209,987	2000	2001	\$15,152,298
	2000	\$377,762,519	2001	2002	\$15,489,017
	2001	\$367,053,388	2002	2003	\$15,119,303
	2002	\$382,473,610	2003	2004	\$13,704,522
	2003	\$308,244,909	2004	2005	\$13,347,193
	2004	\$327,079,537	2005	2006	\$13,130,746
	2005	\$303,605,111	2006	2007	\$13,882,814
	2006	\$259,022,153	2007	2008	\$13,037,833
	2007	\$254,123,568	2008	2009	\$13,780,082
	2008	\$220,136,253	2009	2010	\$13,205,351
	2009	\$185,989,951	2010	2011	\$13,631,921
	2010	\$148,600,498	2011	2012	\$13,723,002
	2011	\$142,181,879	2012	2013	\$12,998,018
	2012	\$143,132,630	2013	2014	\$13,190,063
	2013	\$131,263,856	2014	2015	\$13,608,110
	2014	\$102,026,113	2015	2016	\$8,912,410
	2015	\$80,214,477	2016	2017	\$11,020,247
	2016	\$61,601,900	2017	2018	\$11,113,325
2017	\$54,859,679	2018	2019	\$11,414,167	
2018	\$51,582,950	2019	2020	\$11,514,943	
2019	\$44,467,712	2020	2021	\$11,276,212	
2020	* \$9,977,368	2021	2022	\$7,068,479	
2021	\$30,898,752	2022	2023	\$6,774,544	
2022	\$12,142,952	2023	2024	\$5,422,938	
2023	\$10,925,510				

* COVID-19 Restrictions in 2020 significantly reduced Illinois Handle at Facilities



**ILLINOIS HANDLES
1985-2015 (every 5 years) and 2016-2023**

THOROUGHBRED MEETS							
	ON TRACK	INTERTRACK	OFF TRACK	ADW	TOTAL		
1985	\$ 413,499,578	\$ 107,756,838	\$ -	\$ -	\$ -	\$ -	\$ 521,256,416
1990	\$ 358,258,669	\$ 205,490,935	\$ 157,175,600	\$ -	\$ -	\$ -	\$ 720,925,204
1995	\$ 208,971,670	\$ 161,026,595	\$ 284,072,667	\$ -	\$ -	\$ -	\$ 654,070,932
2000	\$ 183,746,086	\$ 184,012,741	\$ 337,818,255	\$ -	\$ -	\$ -	\$ 705,577,082
2005	\$ 164,331,055	\$ 167,612,637	\$ 324,976,790	\$ -	\$ -	\$ -	\$ 656,920,482
2010	\$ 107,833,704	\$ 102,196,110	\$ 242,492,453	n/a	\$ -	\$ -	\$ 452,522,266
2015	\$ 71,647,768	\$ 73,859,723	\$ 195,382,490	n/a	\$ -	\$ -	\$ 340,889,981
2016	\$ 73,614,760	\$ 48,893,290	\$ 188,415,484	n/a	\$ -	\$ -	\$ 310,923,534
2017	\$ 71,591,008	\$ 44,663,679	\$ 194,024,636	n/a	\$ -	\$ -	\$ 310,279,323
2018	\$ 65,543,823	\$ 40,708,109	\$ 182,186,139	n/a	\$ -	\$ -	\$ 288,438,071
2019	\$ 64,602,097	\$ 36,828,842	\$ 166,666,311	n/a	\$ -	\$ -	\$ 268,097,250
2020*	\$ 14,126,301	\$ 12,651,643	\$ 102,479,833	n/a	\$ -	\$ -	\$ 129,257,777
2021	\$ 42,087,645	\$ 28,019,101	\$ 135,014,192	n/a	\$ -	\$ -	\$ 205,120,938
2022	\$ 32,296,998	\$ 10,012,978	\$ 119,229,648	n/a	\$ -	\$ -	\$ 161,539,624
2023	\$ 34,162,096	\$ 9,071,062	\$ 110,596,066	n/a	\$ -	\$ -	\$ 153,829,224
HARNESSE MEETS							
	ON TRACK	INTERTRACK	OFF TRACK	ADW	TOTAL		
1985	\$ 350,445,586	\$ 51,532,629	\$ -	\$ -	\$ -	\$ -	\$ 401,978,215
1990	\$ 256,855,703	\$ 134,948,222	\$ 139,638,986	\$ -	\$ -	\$ -	\$ 531,442,911
1995	\$ 121,047,072	\$ 145,351,015	\$ 281,530,273	\$ -	\$ -	\$ -	\$ 547,928,360
2000	\$ 58,171,917	\$ 116,137,855	\$ 222,654,869	\$ -	\$ -	\$ -	\$ 396,964,641
2005	\$ 48,712,033	\$ 102,081,782	\$ 195,105,580	\$ -	\$ -	\$ -	\$ 345,899,395
2010	\$ 22,219,165	\$ 48,978,683	\$ 104,269,095	n/a	\$ -	\$ -	\$ 175,466,943
2015	\$ 13,591,862	\$ 26,537,150	\$ 68,385,488	n/a	\$ -	\$ -	\$ 108,514,500
2016	\$ 14,320,276	\$ 13,889,657	\$ 65,374,369	n/a	\$ -	\$ -	\$ 93,584,301
2017	\$ 10,691,806	\$ 12,505,654	\$ 62,930,545	n/a	\$ -	\$ -	\$ 86,128,005
2018	\$ 10,545,382	\$ 9,819,581	\$ 58,664,644	n/a	\$ -	\$ -	\$ 79,029,607
2019	\$ 8,539,296	\$ 9,142,763	\$ 53,718,012	n/a	\$ -	\$ -	\$ 71,400,071
2020*	\$ 2,609,031	\$ 2,459,058	\$ 31,025,478	n/a	\$ -	\$ -	\$ 36,093,566
2021	\$ 7,563,903	\$ 5,208,306	\$ 38,990,211	n/a	\$ -	\$ -	\$ 51,762,420
2022	\$ 7,927,725	\$ 1,831,057	\$ 31,642,160	n/a	\$ -	\$ -	\$ 41,400,942
2023	\$ 7,698,015	\$ 1,452,003	\$ 28,672,854	n/a	\$ -	\$ -	\$ 37,822,872
TOTAL							
	ON TRACK	INTERTRACK	OFF TRACK	ADW	TOTAL		
1985	\$ 763,945,164	\$ 159,289,467	\$ -	\$ -	\$ -	\$ -	\$ 923,234,631
1990	\$ 615,114,372	\$ 340,439,157	\$ 296,814,586	\$ -	\$ -	\$ -	\$ 1,252,368,115
1995	\$ 330,018,742	\$ 306,377,610	\$ 565,602,940	\$ -	\$ -	\$ -	\$ 1,201,999,292
2000	\$ 241,918,003	\$ 300,150,596	\$ 560,473,124	\$ -	\$ -	\$ -	\$ 1,102,541,723
2005	\$ 213,043,088	\$ 269,694,419	\$ 520,082,370	\$ -	\$ -	\$ -	\$ 1,002,819,877
2010	\$ 130,052,869	\$ 151,174,792	\$ 346,761,547	\$ 97,803,750	\$ -	\$ -	\$ 725,792,958
2015	\$ 85,239,630	\$ 100,396,873	\$ 263,767,978	\$ 144,019,400	\$ -	\$ -	\$ 593,423,880
2016	\$ 87,935,036	\$ 62,782,947	\$ 253,789,853	\$ 165,999,800	\$ -	\$ -	\$ 570,507,635
2017	\$ 82,282,814	\$ 57,169,333	\$ 256,955,181	\$ 190,284,417	\$ -	\$ -	\$ 586,691,745
2018	\$ 76,089,205	\$ 50,527,690	\$ 240,850,783	\$ 206,034,006	\$ -	\$ -	\$ 573,501,684
2019	\$ 73,141,393	\$ 45,971,605	\$ 220,384,323	\$ 217,147,633	\$ -	\$ -	\$ 556,644,954
2020*	\$ 16,735,332	\$ 15,110,701	\$ 133,505,311	\$ 372,260,539	\$ -	\$ -	\$ 537,611,882
2021	\$ 49,651,548	\$ 33,227,406	\$ 174,004,403	\$ 342,548,191	\$ -	\$ -	\$ 599,431,548
2022	\$ 40,224,723	\$ 11,844,035	\$ 150,871,808	\$ 311,186,278	\$ -	\$ -	\$ 514,126,844
2023	\$ 41,860,111	\$ 10,523,065	\$ 139,268,920	\$ 298,655,337	\$ -	\$ -	\$ 490,307,433

*Covid -19 Restrictions significantly affected 2020 Facility Handles

PURSES AND HANDLE (LIVE AND SIMULCASTS)

	THOROUGHBRED PURSE DISTRIBUTED	HARNESS PURSES DISTRIBUTED	TOTAL PURSES DISTRIBUTED	ILLINOIS HANDLE	% OF HANDLE ON ILLINOIS RACES
1995	\$49,313,304	\$41,392,332	\$90,705,636	\$1,201,999,292	73%
1996	\$53,850,395	\$41,757,050	\$95,607,445	\$1,232,867,396	54%
1997	\$50,843,274	\$37,141,615	\$87,984,889	\$1,180,033,714	47%
1998	\$49,904,435	\$34,542,076	\$84,446,511	\$1,087,061,250	36%
1999	\$52,398,833	\$39,180,917	\$91,579,750	\$1,103,849,329	34%
2000	\$65,955,254	\$42,068,597	\$108,023,851	\$1,102,541,723	34%
2001	\$65,176,932	\$39,863,175	\$105,040,107	\$1,105,692,484	33%
2002	\$79,233,651	\$40,177,699	\$119,411,350	\$1,131,874,324	34%
2003	\$60,224,987	\$32,900,951	\$93,125,938	\$1,067,918,400	29%
2004	\$57,231,170	\$40,178,599	\$97,409,769	\$1,059,383,287	31%
2005	\$57,250,778	\$34,906,211	\$92,156,989	\$1,002,819,877	30%
2006	\$57,314,077	\$31,810,706	\$89,124,783	\$952,119,485	27%
2007	\$54,064,946	\$31,307,830	\$85,372,776	\$928,898,436	27%
2008	\$50,490,454	\$29,256,533	\$79,746,987	\$818,655,036	27%
2009	\$48,949,553	\$23,857,985	\$72,807,538	\$736,740,493	26%
2010	\$38,792,651	\$15,598,812	\$54,391,463	\$725,792,958	22%
2011	\$44,263,896	\$18,990,581	\$63,254,477	\$687,899,890	23%
2012	\$54,189,232	\$24,325,816	\$78,515,049	\$672,902,967	24%
2013	\$48,359,376	\$23,677,385	\$72,036,761	\$617,943,710	23%
2014	\$40,172,846	\$16,578,130	\$56,750,976	\$623,983,057	19%
2015	\$27,893,274	\$11,334,487	\$39,227,761	\$593,423,880	15%
2016	\$23,879,701	\$8,681,252	\$32,560,953	\$570,507,635	13%
2017	\$25,024,819	\$8,768,531	\$33,793,350	\$586,691,745	11%
2018	\$25,421,817	\$9,084,301	\$34,506,118	\$573,501,684	11%
2019	\$23,740,113	\$6,554,520	\$30,294,633	\$556,644,954	10%
2020	\$12,059,505	\$6,373,888	\$18,433,393	\$537,611,882	4%
2021	\$22,919,644	\$7,251,483	\$30,171,127	\$599,431,548	7%
2022	\$19,334,940	\$9,220,753	\$28,555,693	\$514,126,843	4%
2023	\$18,888,704	\$6,696,340	\$25,585,044	\$490,307,432	3%

2023 OUT-OF-STATE SIMULCASTS

THOROUGHBRED

Simulcast Programs	Amount Wagered	On-Track	Intertrack	Off-Track
7,688 Hawthorne	\$ 144,575,205	\$ 27,312,037	\$ 8,867,273	\$ 108,395,895

HARNESS

6,515 Suburban Downs at Hawthorne	\$ 36,151,381	\$ 6,872,698	\$ 1,411,810	\$ 27,866,873
-----------------------------------	---------------	--------------	--------------	---------------

ADW	\$ 292,508,354			
------------	----------------	--	--	--

14,203 TOTAL	\$ 473,234,940	\$ 34,184,735	\$ 10,279,083	\$ 136,262,768
---------------------	----------------	---------------	---------------	----------------

Race Track Details

FAIRMOUNT PARK, INC.

2023 Thoroughbred Meet

April 18 through November 18

Live Programs	60	Total Live Attendance	140,602
Total Live Programs Raced + Dark Days	60	Live Admission Tax	\$21,090
Live Races Run	450	Uncashed Tickets (2022)	\$210,908
Purses Distributed	\$5,754,587	Breakage	\$115,583

	On-Track at Fairmount	Intertrack on Fairmount	Off-Track on Fairmount	ADW on Fairmount	All Locations on Fairmount
Live Racing Day Handle					
Illinois Handle on Illinois Races	\$5,043,155	\$82,357	\$377,017	\$1,292,935	\$6,795,464
Daily Average	\$84,053	\$1,373	\$6,284	\$21,549	\$113,258
Illinois Handle on Out-of-State Races	\$0	\$0	\$0	\$0	\$0
Daily Average	\$0	\$0	\$0	\$0	\$0
Combined Illinois Handle	\$5,043,155	\$82,357	\$377,017	\$1,292,935	\$6,795,464
Daily Average	\$84,053	\$1,373	\$6,284	\$21,549	\$113,258
Out-of-State Handle (Commingled) on Ill. Races					\$26,551,511
Daily Average					\$442,525

HAWTHORNE RACECOURSE, INC.

2023 Thoroughbred Meet

March 5 through September 4

Live Programs	66	Total Live Attendance	22,964
Total Live Programs Raced + Dark Days	364	Live Admission Tax	\$3,445
Live Races Run	527	Uncashed Tickets (2022)	\$779,147
Purses Distributed	\$13,134,117	Breakage (includes SDI)	\$575,098

	On-Track at Hawthorne	Intertrack on Hawthorne	Off-Track on Hawthorne	ADW on Hawthorne	All Locations on Hawthorne
Live Racing Day Handle					
Illinois Handle on Illinois Races	\$1,806,904	\$121,432	\$1,823,154	\$3,445,779	\$7,197,269
Daily Average	\$27,377	\$1,840	\$27,624	\$52,209	\$109,050
Illinois Handle on Out-of-State Races	\$27,312,036	\$8,867,273	\$108,395,895	\$0	\$144,575,204
Daily Average	\$413,819	\$134,353	\$1,642,362	\$0	\$2,190,533
Combined Illinois Handle	\$29,118,940	\$8,988,705	\$110,219,049	\$3,445,779	\$151,772,473
Daily Average	\$441,196	\$136,193	\$1,669,986	\$52,209	\$2,299,583
Out-of-State Handle (Commingled) on Ill. Races					\$79,258,177
Daily Average					\$1,200,881

Race Track Details

SUBURBAN DOWNS, INC. at HAWTHORNE RACECOURSE

2023 Harness Meet September 9 through December 31

Live Programs	43	Total Live Attendance	4,133
Total Live Programs Raced + Dark Days	364	Live Admission Tax	\$620
Live Races Run	446	Uncashed Tickets (2022)	\$196,188
Purses Distributed	\$6,082,340		

	On-Track at Hawthorne (SDI)	Intertrack on Suburban Downs	Off-Track on Suburban Downs	ADW on Suburban Downs	All Locations on Hawthorne (SDI)
Live Racing Day Handle					
Illinois Handle on Illinois Races	\$685,397	\$31,423	\$784,316	\$1,344,175	\$2,845,311
Daily Average	\$15,939	\$731	\$18,240	\$31,260	\$66,170
Illinois Handle on Out-of-State Races	\$6,872,698	\$1,411,809	\$27,866,872	\$0	\$36,151,379
Daily Average	\$159,830	\$32,833	\$648,067	\$0	\$840,730
Combined Illinois Handle	\$7,558,095	\$1,443,232	\$28,651,188	\$1,344,175	\$38,996,690
Daily Average	\$175,770	\$33,564	\$666,307	\$31,260	\$906,900
Out-of-State Handle (Commingled) on Illinois Races					\$18,861,674
Daily Average					\$438,644

State Fairs

2023 4 Days, 5 Programs in August

Live Programs	5		
Total Live Programs Raced + Dark Days	5		
Live Races Run	66	Uncashed Tickets (2022)	\$2,976
Purses Distributed	\$614,000	Breakage	\$1,353

	On-Track at State Fairs	Intertrack on State Fairs	Off-Track on State Fairs	ADW on State Fairs	All Locations on State Fairs
Live Racing Day Handle					
Illinois Handle on Illinois Races	\$139,920	\$8,771	\$21,666	\$64,094	\$234,451
Daily Average	\$27,984	\$1,754	\$4,333	\$12,819	\$46,890
Illinois Handle on Out-of-State Races	\$0	\$0	\$0	\$0	\$0
Daily Average	\$0	\$0	\$0	\$0	\$0
Combined Illinois Handle	\$139,920	\$8,771	\$21,666	\$64,094	\$234,451
Daily Average	\$27,984	\$1,754	\$4,333	\$12,819	\$46,890
Out-of-State Handle (Commingled) on Illinois Races					\$335,901
Daily Average					\$67,180

**ILLINOIS DEPARTMENT OF AGRICULTURE HORSE RACING
PROGRAM**

2023 ILLINOIS THOROUGHBRED BREEDERS FUND PURSES AND AWARDS PAID

TRACK/ASSOCIATION	IL-RESTRICTED		OPEN RACES	WINNERS SHARE OF PURSES	WINNERS OWNERS' AWARDS		OWNERS' AWARDS PLACE/SHOW AWARD		BREEDERS' AWARDS	TOTAL PURSES AND AWARDS
	RACES	PURSES			RACES	AWARD	RACES	AWARD		
HAWTHORNE RACE COURSE Spring Meet	39	\$1,449,300	52	\$881,700	299	\$731,135	247	\$315,755	\$231,087	\$3,608,977
FAIRMOUNT PARK Fairmount Park, Inc.	97	\$2,000,786	42	\$390,000	348	\$174,120	306	\$118,430	\$212,803	\$2,896,139
PARI-MUTUEL TOTALS	136	\$3,450,086	94	\$1,271,700	647	\$905,255	553	\$434,185	\$443,890	\$6,505,116
Stallion Owner's Awards										\$75,000
Du Quoin Fall Classic										\$225,000
2023 TOTAL OF PROGRAM										\$6,805,116

These figures reflect only those purses or awards that were earned by Illinois Conceived and Foaled or Illinois Foaled thoroughbreds properly registered with the Department of Agriculture. The Breeders' Awards are provided by the IL Thoroughbred Breeders and Owners Foundation.

**ILLINOIS DEPARTMENT OF AGRICULTURE
HORSE RACING PROGRAM
ILLINOIS STANDARD BRED BREEDERS FUND
2023 PURSES AND AWARDS PAID**

TRACK/ASSOCIATION	STAKES AND LATE CLOSERS		OVERNIGHT RACES	PURSES	BREEDERS' AWARDS	OWNERS'/ BONUS AWARDS	TOTAL PURSES AND BREEDERS' AWARDS
	RACES	PURSES					
HAWTHORNE RACE COURSE							
Suburban Downs	59	\$2,401,209	41	\$331,841	\$212,632	\$140,263	\$3,085,945
ILLINOIS STATE FAIR							
Dept. of Agriculture	36	\$525,999	4	\$20,000	\$621		\$546,620
DUQUOIN STATE FAIR							
Dept. of Agriculture	35	\$451,998	8	\$34,000	\$413		\$486,411
ILLINOIS TOP LINE	8	\$40,000					\$40,000
PARI-MUTUEL TOTALS	138	\$3,419,206	53	\$385,841	\$213,666	\$140,263	\$4,158,976
NON-PARI-MUTUEL RACING							
COLT ASSOC RACING 27 COUNTY FAIRS	219	\$566,684					\$566,684
JEFFERS MEMORIAL ALTAMOUNT, IL	1	\$3,762					\$3,762
ABE LINCOLN CHARLESTON, IL	5	\$2,656					\$2,656
DOWNSTATE CLASSIC DECATUR (3YO)	8	\$21,250					\$3,762
DOWNSTATE CLASSIC MT. STERLING (2YO)	4	\$7,500					\$7,500
SPRING PREVIEW	26	\$96,248					\$96,248
NON-PARI-MUTUEL TOTALS	263	\$698,100					\$698,100
ILLINOIS CONCEIVED AND FOALD BONUS PROGRAMS							
Illinois Topline 2 & Up	30	\$40,000					\$40,000
2023 GRAND TOTALS	431	\$4,157,306	53	\$385,841	\$213,666	\$140,263	\$4,897,076

These 2023 figures are only for events restricted to Illinois Conceived and Foaled (ICF) horses that are properly registered with the Department of Agriculture, and do not include purses won by ICF horses in open competition.

