



ILLINOIS RACING BOARD 2020 ANNUAL REPORT

JB PRITZKER
GOVERNOR



**Illinois Racing Board
Annual Report to the Governor
Calendar Year 2020**

Illinois Racing Board
100 West Randolph Street
Suite 5-700
Chicago, Illinois 60601

Daniel Beiser, Chairman
Domenic DiCera, Executive Director

Submitted on March 1, 2021, pursuant to the
Illinois Horse Racing Act of 1975

This document is also available online at
www.illinois.gov/irb

Photo credits: Four Footed Photography

**Report contribution, Statistical Analysis, and design: Michael Belmonte,
Vitto Ezeji-Okoye, Bob Denneen, John Gay, Donald Marquez
and
Domenic DiCera**

Office Of The Governor

FEB 26 2021

SUITE 5-700
JAMES R. THOMPSON CENTER
100 WEST RANDOLPH STREET
CHICAGO, IL 60601



TEL: 312-814-2600
TDD: 312-814-5039
FAX: 312-814-5062

ILLINOIS RACING BOARD

March 1, 2021

The Honorable JB Pritzker
Governor of the State of Illinois
207 State House
Springfield, IL 62706

Dear Governor Pritzker:

On behalf of the Chairman, Commissioners and staff, I am pleased to submit the Illinois Racing Board's 2020 annual report in accordance with Section 14(d) of the Illinois Horse Racing Act of 1975.

Respectfully submitted,

A handwritten signature in blue ink, reading "Domenic DiCera".

Domenic DiCera
Executive Director

TABLE OF CONTENTS

Introduction	1
Legislative Intent, Commissioners, Staff. Racing Regulation	3-6
Regulatory Changes, Legislation	7
Laboratory	8
Locations and Websites of Racetracks, OTBs, and ADWs	9
Licensing	10
Racing Dates Awarded	11
Sources and Allocation of Revenue	12
Cash Disbursements	13
Summary of Surcharges and Taxes	14
Source of Handle Chart	15
Wagering on Horse Racing Chart	16
Comparison of Handles	17
OTB and Intertrack Handles	18
Summary of OTB Surcharges	19
Advance Deposit Wagering (ADW)	20
Commingled Handle vs. Simulcast Handle	21
Purse Recapture	22
Illinois Handles	23
Illinois Purses and Out-of-State Simulcasts	24
Race Track Details	
Arlington Park and Fairmount Park	25
Hawthorne Race Course and Suburban Downs	26
Breeders Funds	
Thoroughbred and Quarter Horse	27
Standardbred	28



INTRODUCTION

The mission of the Illinois Racing Board is to regulate pari-mutuel horse racing and support the development of the equine industry. Horse racing is an economic asset to the State of Illinois. The racing and breeding industries are important to the state's economy and agribusiness. The goals of the Board are to advance a regulatory environment that benefits the equine industry and to ensure that the public has confidence in the integrity of pari-mutuel horse racing. The Board performs its responsibilities in strict compliance with state laws.

The Illinois Racing Board consists of up to 11 board members appointed by Governor Pritzker. In 2020, the Illinois Racing Board experienced significant changes with the departure of Chairman Jeffery Brincat, Commissioners Thomas McCauley, Arlene Mulder, Edgar Ramirez & Gregory Sronce. Turnover of board members is an ongoing process and Governor Pritzker appointed Leslie Breuer, and Leslye Sandberg to replace the departing Board Commissioners. Additionally, the Governor assigned Dan Beiser as the new Chairman. The selection of these qualified commissioners and the new Chairman ensured that the IRB was able to smoothly operate during a difficult time in Illinois government.

Illinois' pari-mutuel horse racing industry operated at three pari-mutuel racetracks in 2020. Like industries across the nation the horse racing industry faced extraordinary challenges in 2020 that directly affected the number of race dates. In response to the unprecedented Covid-19 epidemic Governor Pritzker issued a disaster declaration that immediately stopped all horse racing in Illinois. The emergency closures greatly reduced the number of racing dates and the overall handle for all racetracks in Illinois. The race season resumed after safety and health guidelines approved by the State's Health Department were instituted at each racing and off-track betting facility.

A total of 156 live race dates were conducted in 2020 compared to 232 in 2019. Arlington Park conducted 30 Thoroughbred race dates, a reduction of 41 days compared to 2019 due to Covid-19 restrictions Fairmount Park conducted 31 Thoroughbred race dates, a reduction of 9 days compared to 2019 due to Covid-19 restrictions. Hawthorne Race Course conducted 36 Thoroughbred race dates, a reduction of 15 days compared to 2019 due to Covid-19 restrictions. Suburban Downs at Hawthorne Race Course conducted 59 Standardbred race dates compared to 70, a reduction of 11 days due to Covid-19 restrictions.

The Board published a Notice of Funding Opportunity ("NOFO") for its Illinois Racing Charity Grant, pursuant to the Illinois Grant Accountability and Transparency Act. The Board received one application for this grant. Pursuant to Section 31.1 of the Illinois Horse Racing Act, the application review committee recommended funding this grant for 2021 in the amount of \$750,000 to the Racing Industry Charitable Foundation, Inc.

At the annual Dates Hearing in September of 2020, the Board approved the following racing schedule for 2021: 68 live Thoroughbred race dates to Arlington Park; 50 Thoroughbred race dates to Hawthorne Race Course; 53 Thoroughbred race dates to Fairmount Park; and 63 Standardbred race dates to Suburban Downs at Hawthorne Race Course.



LEGISLATIVE INTENT

The Illinois Horse Racing Act of 1975 is intended to benefit the people of the State of Illinois by assisting economic development and promoting Illinois tourism. The General Assembly finds and declares it to be the public policy of the State of Illinois to:


1. *Support and enhance Illinois' horse racing industry, which is a significant component within the agribusiness industry.* Sections 30 and 31 of the Act promote the breeding, buying and racing of thoroughbred and standardbred horses in Illinois, preserving the agribusiness segment of the Illinois economy. Purse supplements, owner and breeders' awards are paid to owners and breeders of winning horses in certain races limited to Illinois conceived and foaled horses.
2. *Ensure that Illinois' horse racing industry remains competitive with neighboring states.* Through the rulemaking process, the Board creates new rules and amends existing rules to be more uniform, consistent, and competitive with other major racing jurisdictions. IRB staff members and industry representatives are continually working to update the administrative rules.
3. *Stimulate growth within Illinois' horseracing industry, thereby encouraging new investment and development to produce additional tax revenues and to create additional jobs.* The Board strives to foster an environment that creates jobs and generates important revenue to the State of Illinois by encouraging racetracks to make use of their vacant off-track wagering licenses.
4. *Promote the further growth of tourism.* To ensure that adequate funds are devoted to the marketing of horse racing, the Board requires that each applicant for licensure to operate a race meet submit a proposed advertising and promotional budget during the licensing process.
5. *Encourage the breeding of thoroughbred and standardbred horses in this State.* Pursuant to the Act, breeders awards have been established to promote the breeding of thoroughbreds, standardbreds, and quarter horses by Illinois residents.
6. *Ensure that public confidence and trust in the credibility and integrity of racing operations and the regulatory process is maintained.* Public confidence is essential to a vital horse racing industry. The licensing of all persons participating in pari-mutuel racing and the testing of post-race equine samples are necessary components of the Board's regulatory program. Urine and blood samples are obtained post-race from the winner of every race, the horses finishing second and third in stakes races, and from any other horses selected by the stewards based on current and past performance.



Illinois Racing Board Commissioners




Daniel Beiser - Chairman
Alton- 2026



Leslie H. Breuer Jr. 2022



Marcus Davis - Oak Park 2024



Charles MacKelvie, Park Ridge 2024



Benjamin Reyes – Chicago 2024



Leslye Sandberg, Barrington 2026

Domenic S. DiCera-Executive Director

John Gay- General Counsel • Michael Belmonte-Director of Mutuels • Vitto Ezeji-Okoye-Chief Fiscal Officer

John Eddy- Field Operations Manager

Bob Denneen Projects Manager • Ed Mingey-Director of Security

Karl Larsen-Laboratory Director AFTL at UIC

COMMISSIONERS, ADMINISTRATIVE STAFF, RACING REGULATION

Section 4 of the Illinois Horse Racing Act states that “the Board shall consist of 11 members to be appointed by the Governor with the advice and consent of the Senate, not more than 6 of whom shall be of the same political party, and one of whom shall be designated by the Governor to be Chairman.” As of February 1, 2021, five seats on the Board are vacant.

<u>Commissioners</u>	<u>Term Expires</u>
Dan Beiser, Chairman	07/01/2026
Leslie Breuer	07/01/2022
Marcus Davis	07/01/2024
Charles MacKelvie	07/01/2024
Benjamin Reyes	07/01/2024
Leslye Sandberg	07/01/2026

Domenic DiCera Executive Director
John Gay..... General Counsel
Michael BelmonteDirector of Pari-Mutuel and Wagering
Vitto Ezeji-Okoye Chief Fiscal Officer
Bob DenneenProjects Manager
John EddyField Operations Manager
Ed MingeyDirector of Security and Licensing
Melissa Glidden.....Licensing Manager

Illinois currently has three pari-mutuel racetracks in operation. In 1981, Arlington International Racecourse, located in Arlington Heights, was the site of the first thoroughbred race with a million-dollar purse, the Arlington Million. The premier event at Arlington is the International Festival of Racing which features a trio of Grade 1 stakes races on turf. Fairmount Park, opened in 1925 and located in Collinsville, hosts thoroughbred racing and did conduct harness racing up until 1999. Hawthorne Race Course, located in Stickney, conducts both thoroughbred and harness racing and is the oldest continually run family-owned racetrack in North America. Pari-mutuel harness racing also takes place at the Illinois State Fair in Springfield and the DuQuoin State Fair.

Pari-mutuel wagers can be placed at each of the racetracks, the twenty-four off-track betting parlors owned and operated by the racetracks, as well as through advance deposit wagering (ADW). ADW is a method of pari-mutuel wagering placed on an electronic device in which an individual may establish an account, deposit money into the account, and use the account balance to pay for pari-mutuel wagering authorized under the Act.

The Board has a full-time staff of employees charged with conducting its daily functions. In addition to these full-time employees, the Board employs per-diem employees. Many of these part-time and seasonal employees only work on days when racing is conducted.

The IRB employs racing officials to represent the Board at the various racetracks (e.g. stewards and horse identifiers). In addition, the Board approves the following racing officials which are employed by the racetracks: General Manager, Association Steward, Racing Secretary, Assistant Racing Secretary, Paddock Judge, Patrol Judge, Placing Judge, Starter, Clerks of Scales, Track Veterinarian, Mutuel Manager, Director of Security, Track Superintendent, Outrider, Program Director, and Timer.

All persons participating in pari-mutuel racing under the jurisdiction of the IRB are required to be licensed. Each prospective licensee is fingerprinted. The Board may in its discretion deny a license to any person who has been convicted of a crime, who is unqualified to perform the duties required of the applicant, who fails to disclose or states falsely any information in the application, who has been found guilty of a violation of the Act or the rules, or whose license has been suspended, revoked, or denied in another jurisdiction. A license is valid for the calendar year in which it is issued (all licenses expire on December 31) unless suspended or revoked under administrative regulations promulgated by the Board. The licensing department maintains an office located at the central office in Chicago and is present at all pari-mutuel racetracks prior to and during the opening of live race meetings in order to process license applications and collect fees.

Stewards exercise immediate supervision, control and regulation of live racing at each licensed race meeting on behalf of the IRB. The powers of the stewards include authority over all horses and all persons, licensed or unlicensed, on association grounds during each race meeting as to all matters relating to racing. The stewards conduct hearings and issue determinations of all questions, disputes, protests, complaints or objections concerning racing which arise during a race meeting and are responsible for issuing decisions or rulings pertaining to racing. As a matter of course, the stewards review the films of each race before the results are posted "official." The State Stewards are employees of the Board and the Association Stewards are employees of each racing association.

State Veterinarians supervise the operations of the test barn, the collection of urine and blood samples for testing, preparation and documentation of the biologic samples that are transported to the laboratory, and administration of race day furosemide injections by IRB approved veterinarians. The State Veterinarians also oversee all regulatory veterinary activities associated with live racing: pre-race examinations; race-day furosemide administrations; on-track monitoring of horse health and soundness; triage of racing injuries; and management of the veterinarians' list of horses determined to be ineligible to race for medical reasons. The State Veterinarians are employees of the Board and the Association Veterinarians are employees of each racing association.

IRB security personnel conduct investigations to determine the fitness of applicants for licensing, perform drug and alcohol testing on licensees pursuant to the administrative rules, collaborate with racetrack security, work with other racing jurisdictions to monitor licensee activity, and conduct investigations into alleged violations of the Act and administrative rules.

To ensure integrity and for the protection of the public, the Board regulates all pari-mutuel wagering, monitors pari-mutuel handle and takeout, and ensures the proper allocation and distribution of revenue generated by pari-mutuel wagering.

REGULATORY CHANGES

The following administrative rule change was approved during 2020:

Part 603 A rule change to update threshold levels pursuant to the ARCI Controlled Therapeutic Medication Schedule version 4.2 and update the reference to the Association of Racing Commissioners International (ARCI) Uniform Classification Guidelines for Foreign Substances, referenced in Section 603.60(a)(3), to version 14.1, dated January 2020. This new regulation went into effect on October 1, 2020.

LEGISLATION

The following legislative changes were made during 2020:

Springfield:

Public Act 101-0651 was amended by the Illinois General Assembly and signed on August 7, 2020 by Governor Pritzker. Public Act 101-0651 amends The Illinois Horse Racing Act of 1975 by adding Section 15.5. This Section applies to each entity subject to this Act that has at least 10 employees on average over the 12 months preceding application for an organization license. Before an organization gaming license may be granted or renewed, the applicant or licensee shall enter into, and observe, the terms of a collective bargaining agreement with any labor organization seeking to represent a majority of the licensee's employees. Upon a showing of majority interest, the licensee and the labor organization shall immediately enter into negotiations for a collective bargaining agreement. If the parties are unable to conclude a labor agreement within 60 days following the date of certification, the terms of the agreement shall be set by an arbitrator jointly selected by the parties from a panel of arbitrators designated by the Illinois Racing Board, who shall issue a final and binding award within 120 days after the date of certification, if the parties fail to conclude an agreement by that date.

Federal Legislation:

S.4547 also known as the Horseracing Integrity and Safety Act creates uniform medication and anti-doping rules and laboratory testing using common screening limits. It also creates a multi-jurisdictional investigative and enforcement entity, the United States Anti-Doping Agency (USADA). The Horseracing Integrity and Safety Act of 2020 - will achieve some long-sought improvements that will result in uniform medication and anti-doping rules and laboratory testing using common screening limits. The new federal law empowers the USADA to take control of the execution of every aspect of anti-doping and medication rule enforcement with an assumption that existing state programs will continue but at the direction of the USADA. States are required to fund any extra mandated costs as well as their portion of costs associated with the newly formed Authority. If a state decides to turn their entire existing program over to the new Authority, they may do so, and the Authority has broad taxing authority to require payments from racetracks, owners, trainers, breeders, and veterinarians.

Laboratory

Over the past year the University of Illinois at Chicago Analytical Forensic Testing Laboratory has conducted one of the most comprehensive equine drug testing programs in the country. The laboratory continues to adjust the blood screening method to encompass more compounds as well as reduce testing times by LC-MS-MS analysis. This is beneficial since more compounds require screening and quantification per IRB rules. Additionally, the laboratory continues to use Headspace GC-MS for the quantitation of total carbon dioxide in plasma, a method that the lab developed in-house and is quickly becoming the industry standard.

The laboratory continues to assist the track stewards and security personnel in investigating possible doping violations that employ methods designed to circumvent our standard testing procedures. The laboratory also investigates and reports on special items such as syringes, drug vials and other contraband that are collected or seized at the racetracks.

The laboratory went through an ISO on-site inspection in 2020 with no major deficiencies and received full re-accreditation. The laboratory continues to be RMTC accredited as well. Due to the Covid pandemic, no proficiency samples were distributed to the laboratory, but the laboratory expects to receive a full schedule of proficiency samples in 2021

2020 LABORATORY TEST SAMPLES

	<u>Thoroughbred</u>	<u>Harness</u>	<u>Total</u>
Post Race Urine Test Samples	955	915	1870
Post Race Blood Test Samples	<u>997</u>	<u>996</u>	<u>1993</u>
Total Post Race Test Samples	1952	1911	3863
Pre-race blood Samples	0	242	242
Prohibited Drug Positives	0	2	2
Overage Violations	3	0	3
Lasix Overage Violations	0	0	0
tCO2 Overage Violations	0	0	0

Prohibited Drug Positives 2011 – 2020

	2011	2012	2013	2014	2015	2016	2017	2018	2019	2020
Thoroughbred	16	41	14	6	22	26	2	5	3	3
Harness	<u>20</u>	<u>14</u>	<u>16</u>	<u>19</u>	<u>33</u>	<u>11</u>	<u>4</u>	<u>1</u>	<u>1</u>	<u>2</u>
Total	36	55	30	25	55	37	6	6	4	5

RACETRACKS

		<u>PHONE</u>	<u>ADDRESS</u>
Arlington Park	www.arlingtonpark.com	847-385-7500	2200 W. Euclid, Arlington Heights, IL 60006
Fairmount Park	www.fairmountpark.com	618-345-4300	9301 Collinsville Road, Collinsville, IL 62234
Hawthorne Race Course	www.hawthornecourse.com	708-780-3700	3501 S. Laramie, Cicero, IL 60804

OTB's

Alton	Time Out OTB	618-465-1006	315 Belle Street, Alton, IL 62002
Aurora	The Piazza	630-978-2088	85 Executive Drive, Aurora, IL 60504
Chicago (111th Street)	Corliss OTB	773-995-8238	11203 S. Corliss, Chicago, IL 60628
Chicago (Weed Street)	Trackside at Joe's Bar	312-787-9600	940 W. Weed Street, Chicago, IL 60642
Crestwood	Crestwood OTB	708-489-4700	13148 Rivercrest Drive, Crestwood, IL 60445
Glendale Heights	Q-Bar	630-893-9346	2240 Bloomingdale Rd, Glendale Heights, IL 60139
Green Oaks	Post Time Sports Bar & Grille	847-367-7170	13860 Rockland Road, Green Oaks, IL 60048
Hodgkins	Trackside at Salerno's	708-354-1668	9301 63rd St., Hodgkins, IL 60525
Hoffman Estates	Trackside at the Saddle Room	847-645-7501	2559 Pratum Avenue, Hoffman Estates, IL 60192
Joliet	Bookie Magee's	815-744-6500	2450 Jefferson Street, Joliet, IL 60435
Lansing	Black Eyed Susan	630-783-8253	2450 Jefferson Street, Joliet, IL 60435
McHenry	Salerno's Pizzeria and R Bar	815-344-0742	17030 Torrence Ave, Lansing, IL 60438
Mokena	Stoney Point Grill	708-478-1670	19031 Old LaGrange Road, Mokena, IL 60448
Normal	BloNo Pizza Co.	309-829-3300	1304 Cross Creek Drive, Normal, IL 61761
North Aurora	The Turf Room	630-906-9300	650 Randall Crossings, North Aurora, IL 60542
Oakbrook Terrace	Oakbrook Terrace OTB	630-627-8238	17W648 22nd Street, Oakbrook Terrace, IL 60181
Ottawa	Furlong's Sports Bar & Grill	815-324-4007	110 W. Etna Road, Ottawa, IL 61350
Peoria	Bullpen Bar & Grill	309-832-0671	3225 N. Dries Lane, Peoria, IL 61604
Prospect Heights	Players Pub & Grill	847-693-7323	1250 South River Road, Prospect Heights, IL 60070
Rockford	Don Carter Lanes	815-398-2300	4007 E. State Street, Rockford, IL 61108
Sauget	Route 3 OTB	618-274-6468	2400 Mississippi Avenue, Sauget, IL 62201
Springfield	Capital Teletrack	217-546-2111	1766 Wabash Avenue, Springfield, IL 62704
Villa Park	Trackside at Crazy Pour	630-758-0099	105 E. North Ave, Villa Park, IL 60181
Waukegan	Trackside Waukegan	847-336-1400	630 S. Green Bay Road, Waukegan, IL 60085

ADW's (Advance Deposit Wagering)

Bet America	www.betamerica.com	866-607-7929
Club Hawthorne	www.clubhawthorne.com	708-780-3700
NYRA Bets	www.nyrabets.com	844-NYRA-BET
TVG	www.tvg.com	888-752-9884
Twin Spires	www.twinspires.com	877-774-7371
Xpressbet	www.xpressbet.com	866-889-7737

ORGANIZATIONS

Illinois Racing Board	www.illinois.gov/irb	312-814-2600	100 W. Randolph, Suite 5-700, Chicago, IL 60601
ITHA	www.itharacing.com	847-577-6464	7301 W. 25th St. #321, North Riverside, IL 60546
IHHA	www.harnessillinois.com	630-323-0808	15 Spinning Wheel Road #432, Hinsdale, IL 60521
ILHBPA	www.ilhbpa.com	618-345-7724	P.O. Box 429, Caseyville, IL 62232
ITBOF-Arlington Office	www.itbof.net	847-253-3670	P.O. Box 578, Arlington Heights, IL 60006
ITBOF-Hawthorne Office	www.itbof.net	847-253-1136	P.O. Box 7, Lyons, IL 60534

LICENSING

Pursuant to Section 15 of the Illinois Horse Racing Act of 1975 (230 ILCS 5/15), all persons participating in pari-mutuel racing under the jurisdiction of the Board are required to be licensed. The Board issued the following licenses during license year 2020:

LICENSE TYPE	HARNESS	T-BRED	HARNESS T-BRED	QUARTER HORSE	TOTAL	'19 vs'20 +/- %
Authorized Agent	2	2			4	100%
Apprentice Jockey		6			6	-33%
Assistant Trainer	1	93			94	-10%
Blacksmith	6	19			25	19%
Claiming	0	2			2	-85%
Driver	28				28	40%
Driver-Trainer	13				13	86%
Driver-Trainer-Owner	132				132	-7%
Exercise Person	2	119			121	-12%
Foreman	2	23			25	25%
Groom	127	421		1	549	36%
Hot Walker	3	208			211	8%
Inter-track Employee	1	22	14		37	12%
Jockey Agent		18			18	20%
Jockey		50			50	-29%
Owner	633	1,179			1,812	-9%
Owner-Driver	4				4	100%
Owner Asst. Trainer		2			2	100%
Owner-Trainer	67	160			227	4%
Pony Person	2	37			39	3%
Racing Official	7	59	7		73	7%
Race Track Employee	15	68	5		88	-2%
Totalizator Employee		11	6		17	-35%
Trainer	43	73			116	-23%
Veterinarian	4	14			18	-14%
Veterinarian Asst.	2	3			5	-44%
Vendor	3	23			26	8%
Vendor Helper	8	21			29	142%
Stables		774			774	-21%
TOTAL LICENSES '20	1,105	3,407	32	1	4,545	-6%
TOTAL LICENSES '19	962	3,820	35	11	4,828	
TOTAL REVENUES '20	\$27,625	\$85,175	\$800	\$25	\$113,625	-6%

Note: License fee is \$25 for all types

RACING DATES AWARDED IN 2020 & 2021

THOROUGHBRED

	2020	2021
ARLINGTON PARK	68 Live Days (30 programs conducted) *	68 Live Days
Arlington Park Racecourse, LLC	April 27 - May 31, 2 day/week June 1 - July 12, 3 day/week July 13 - September 6, 4 day/week September 7 - September 30, 3 day/week	April 27 - May 31, 2 day/week June 1 - June 30, 3 day/week July 1 - August 31, 4 day/week September 1 - September 30, 3 day/week
HAWTHORNE RACE COURSE	37 Live Days (36 programs conducted) *	50 Live Days
Hawthorne Race Course, Inc.	January 1 - January 4, 2 day/week October 1 - December 31, 3 day/week	March 6 - April 25, 2 day/week October 1 - November 30, 3 day/week December 1 - December 31, 2 day/week
FAIRMOUNT PARK	60 Live Days (31 programs conducted) *	53 Live Days
Fairmount Park, Inc.	March 3 - May 31, 2 day/week June 1 - July 11, 3 day/week July 12 - September 7, 2 day/week	April 27 - May 31, 2 day/week June 1 - September 6, 3 day/week

STANDARD BRED

	2020	2021
HAWTHORNE RACE COURSE	92 Live Days (59 programs conducted) *	63 Live Days
Suburban Downs, Inc.	February 15 - February 29, 2 night/week March 1 - September 20, 3 night/week	May 7 - September 26, 3 night/week
STATE FAIRS	6 Live Days (0 programs conducted)	4 Live Days
Illinois State Fair (Springfield)	August 14, 15, 19 and 20 Races Run at Hawthorne	August 13, 14, 18 and 19
DuQuoin State Fair	2 Live Days August 28 and 29 Races run at Hawthorne	2 Live Days August 27 and 28

* Reduced Programs Due to Covid 19 Restrictions

**ILLINOIS RACING BOARD STATEMENT OF SOURCE AND ALLOCATION OF REVENUE
FOR THE 2020 RACING YEAR**

SOURCE OF REVENUE:	
Application and License Fees of Racing Associations	\$ 55,965
Admission Taxes	\$ 3,026
Pari-mutuel Tax (Tracks and OTBs)	\$ 2,403,451
Pari-mutuel Tax Credit Used	\$ (1,534,308)
Advanced Deposit Wagering (ADW) Pari-Mutuel Tax (1.75% of Handle)	\$ 6,514,529
.2% Surcharge for Racing Board (includes \$100,000 to Quarter Horse Purse Fund)	\$ 904,305
Licensing of Racing Personnel	\$ 113,625
Fingerprint Fees	\$ 11,242
Photo Fees	\$ 10
Horsemen's Fines	\$ 26,567
Miscellaneous Sources	\$ (11,224)
TOTAL STATE REVENUES RECEIVED	\$ 8,487,188
2% of OTB Handle to City and County	\$ 2,670,106
OTB Admission Tax to City of Chicago	\$ 28,915
OTB Admission Tax to Cook County	\$ 57,528
On Track City Admission Tax	\$ 2,017
Intertrack Surcharge to County (20 %)	\$ 33,126
TOTAL LOCAL GOVERNMENT REVENUES RECEIVED	\$ 2,791,693
TOTAL REVENUES RECEIVED	\$ 11,278,881

ALLOCATION OF REVENUE:	
Horse Racing Fund	\$ 7,416,466
Quarterhorse Breeders' Fund	\$ 28,859
Quarterhorse Purse Fund (from IRB .2% Surcharge)	\$ 100,000
Standardbred Purse Fund (.25% Tax of ADW Handle)	\$ 930,621
Fingerprinting (State Police and Vendor)	\$ 11,242
TOTAL STATE REVENUES ALLOCATED	\$ 8,487,188
To Cities	\$ 1,365,985
To Counties	\$ 1,425,708
TOTAL LOCAL GOVERNMENT REVENUES ALLOCATED	\$ 2,791,693
TOTAL REVENUES ALLOCATED	\$ 11,278,881

ILLINOIS RACING BOARD
STATEMENT OF CASH DISBURSEMENTS
FOR 2020

	GENERAL ADMINISTRATION	SUPERVISION OF RACE MEETS & LABORATORY	TOTAL EXPENDITURES
Salary Expenses, including Retirement and Social Security	1,798,450	1,067,127	2,865,577
Professional Service Contracts	0	76,297	76,297
Contractual Services:			
Freight, Repairs, Rentals, Postage, Professional Services, etc	160,042	21,153	181,195
Worker's Comp, Personal Service Fund and Statutory Transfers	0	0	0
Travel Expenses	3,174	3,759	6,933
Commodities:			
Office Supplies, Repair Parts, etc.	1,020	35,091	36,111
Printing	0	289	289
Equipment	0	0	0
EDP Processing	83,029	15,847	98,876
Telecommunications	72,442	0	72,442
Operating Auto Equipment	1,648	0	1,648
Refunds (Court of Claims)	75	0	75
Laboratory Services	0	551,160	551,160
Total 2020 Operating Expenses	\$2,119,879	\$1,770,723	\$3,890,602

OPERATING EXPENSES THROUGH THE YEARS

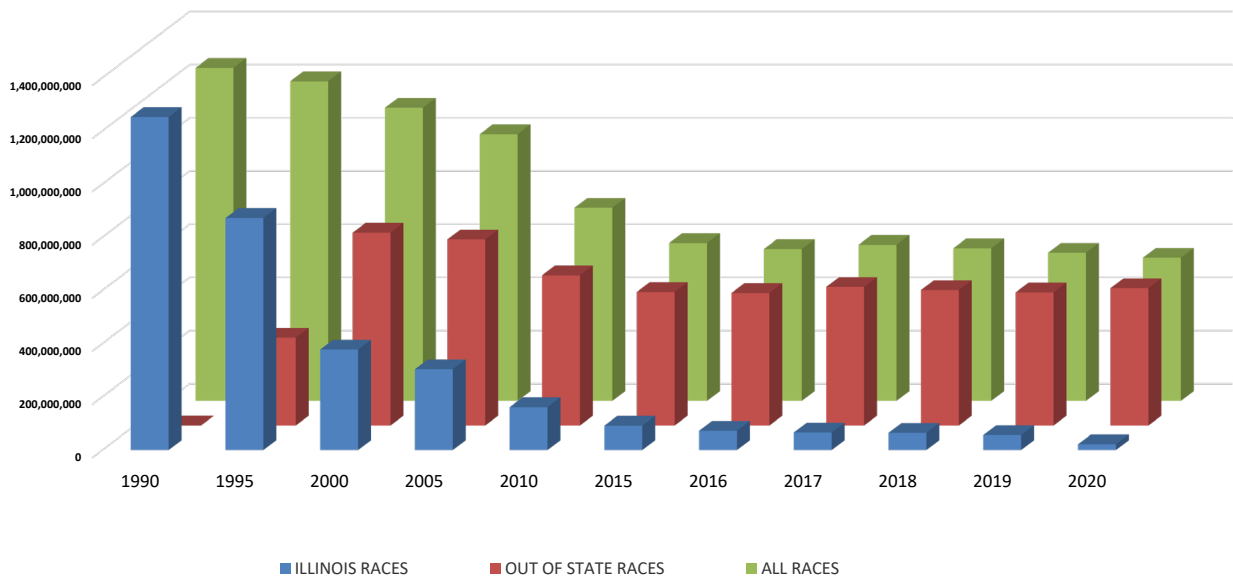
2020	\$3,890,602
2019	\$4,441,680
2018	\$4,970,474
2017	\$5,312,353
2016	\$5,224,432
2015	\$6,024,160
2010	\$6,589,471
2005	\$6,825,055
2000	\$7,059,863
1995	\$5,830,685

SUMMARY OF SURCHARGES AND TAXES IN 2020

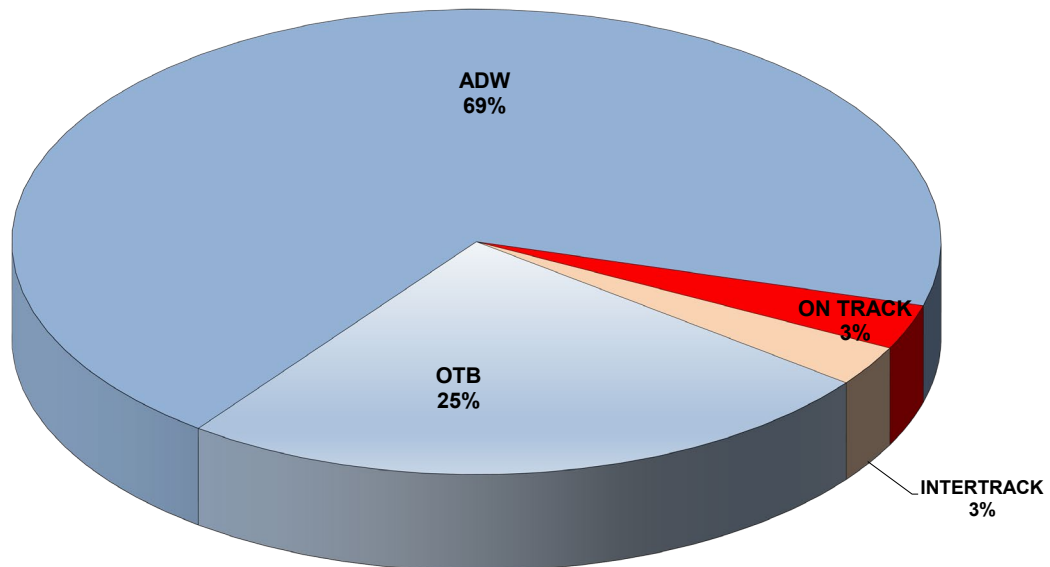
Surcharges	Tracks/OTBs	ADW	Total
Optional On Track 1% Allocation: Racetrack Income	1,531	0	1,531
Statutory Intertrack 1.5% Allocation: 20% ITW County, 40% ITW, 40% ITW Purses	165,632	0	165,632
Statutory OTB 2.5% Allocation: Used to Pay 1% of Handle to each City and County	2,437,445	0	2,437,445
Statutory .2% Allocation: \$100,000 to Quarter Horse Purse Fund Remainder to Horse Racing Fund (Racing Board)	241,128	663,178	904,305
Optional .5% Allocation: Racetrack/ADW Income to be split evenly with Purses	576,382	0	576,382
Statutory ADW .18% Allocation: Standardbred Purse Accounts	0	596,858	596,858
Total Surcharges	\$3,422,117	\$1,260,036	\$4,682,153

Taxes	Tracks/OTBs	ADW	Total
Statutory 1.5% Pari-Mutuel Tax (Fairmount Park/OTBs .75%)	2,403,451	5,583,908	7,987,359
<u>Less Statutory Tax Credit Used for Tracks and OTBs</u>	<u>(1,534,308)</u>	<u>0</u>	<u>(1,534,308)</u>
Net Pari-Mutuel Taxes Paid Allocation: Horse Racing Fund (Racing Board)	869,143	5,583,908	6,453,051
Statutory ADW .25% Allocation: Standardbred Purse Fund	0	930,621	930,621
Statutory 8.5% of Taxes on Quarter Horse Wagering Allocation: Quarter Horse Breeders' Fund	7,193	21,666	28,859
Statutory .15 Admission Tax at Tracks (Paid Admissions) Allocation: Horse Racing Fund (Racing Board)	3,027	0	3,027
Statutory \$1 Admission Tax at OTBs (Cook Co./Chicago) Allocation: Local Governments - City and County	86,443	0	86,443
Total Taxes	\$965,806	\$6,536,195	\$7,502,001

Illinois Handle 1990 - 2020



2020
Total Illinois Wagering by Source

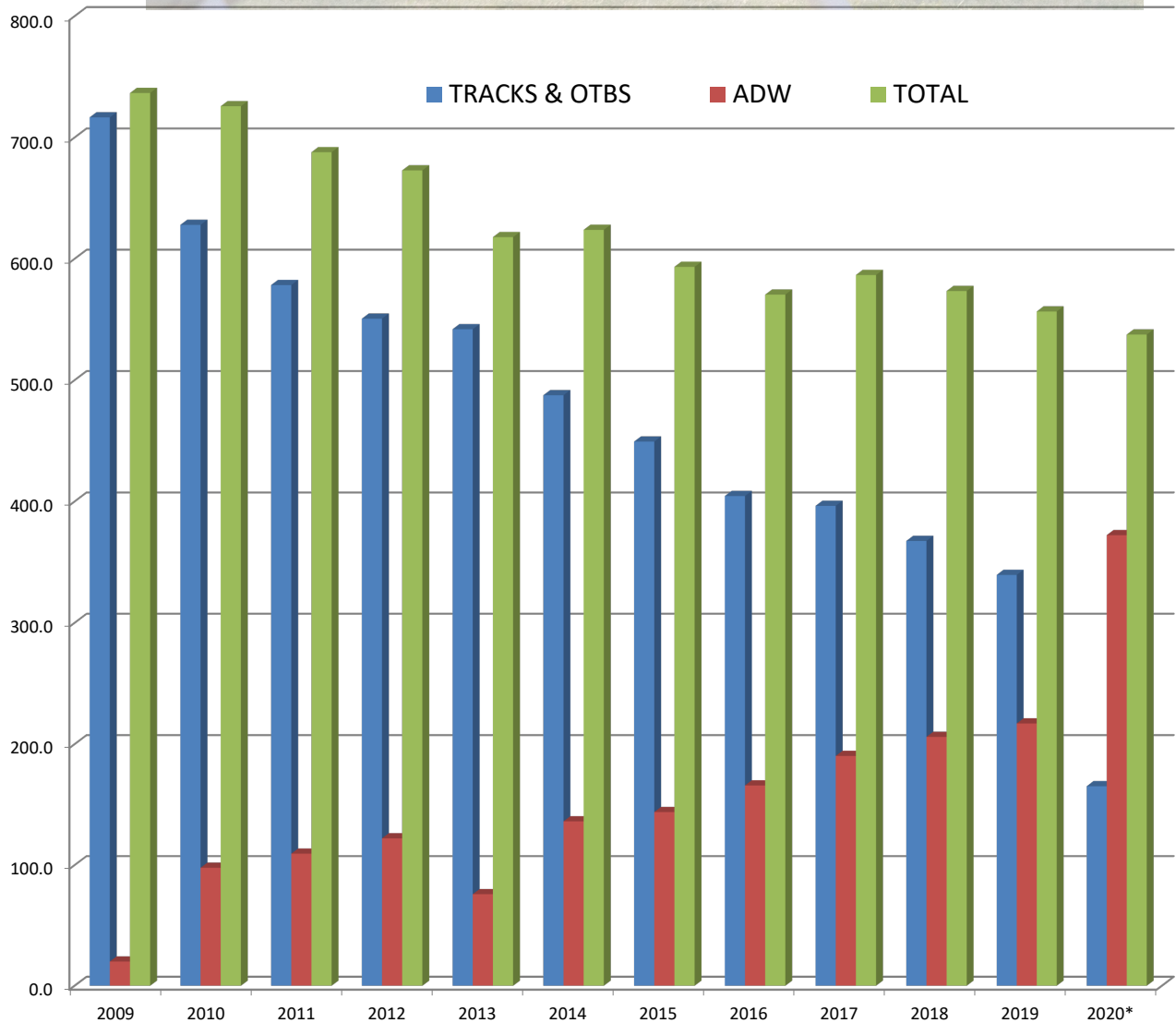


HANDLE

ON TRACK	INTERTRACK	OTB	ADW	TOTAL
\$16,735,332	\$15,110,701	\$133,505,311	\$372,260,539	\$537,611,883

WAGERING ON HORSE RACING 2009 - 2020 (HANDLE IN MILLIONS)

YEAR	TRACKS & OTBS	ADW	TOTAL	ADW as a % of TOTAL	TOTAL YR to YR	TRK & OTB YR to YR	ADW YR to YR
2009	716.6	20.1	736.7	3%			
2010	628.0	97.8	725.8	13%	-1%	-12%	
2011	578.4	109.5	687.9	16%	-5%	-8%	12%
2012	550.7	122.2	672.9	18%	-2%	-5%	12%
2013	542.0	75.9	617.9	12%	-8%	-2%	-38%
2014	487.6	136.3	623.9	22%	1%	-10%	80%
2015	449.4	144.0	593.4	24%	-5%	-8%	6%
2016	404.5	166.0	570.5	29%	-4%	-10%	15%
2017	396.4	190.3	586.7	32%	3%	-2%	15%
2018	367.5	206.0	573.5	36%	-2%	-7%	8%
2019	339.5	217.1	556.6	39%	-3%	-8%	5%
2020*	165.4	372.3	537.6	69%	-3%	-51%	71%



* Covid -19 Restrictions to Facility caused shift in handle from Tracks and OTB's to ADW

2020 COMPARISON OF LOCATION HANDLES

LIVE ILLINOIS RACING AND SIMULCASTS

LIVE PRGMS	AMOUNT WAGERED	ON TRACK	ON TRACK %	INTER TRACK	INTER TRACK %	OFF TRACK	OFF TRACK %	ADW	ADW %
THOROUGHBRED MEETINGS									
30 Arlington Park	79,577,195	9,121,017	11.5%	6,312,987	7.9%	64,143,190	80.6%		
36 Hawthorne Race Course	49,135,669	4,797,171	9.8%	6,311,624	12.8%	38,026,873	77.4%		
31 Fairmount Park	544,914	208,112	38.2%	27,032	5.0%	309,770	56.8%		
97 THOROUGHBRED TOTAL	129,257,777	14,126,301	10.9%	12,651,643	9.8%	102,479,833	79.3%		
HARNESS MEETINGS									
59 Suburban Downs at Hawthorne	36,093,566	2,609,031	7.2%	2,459,058	6.8%	31,025,478	86.0%		
59 HARNESS TOTAL	36,093,566	2,609,031	7.2%	2,459,058	6.8%	31,025,478	86.0%		
BRICK/MORTAR FACILITIES	165,351,343	16,735,332	10.1%	15,110,701	9.1%	133,505,311	80.7%		
ADVANCE DEPOSIT WAGERING	372,260,539							372,260,539	
156 TOTAL ALL RACING	537,611,882	16,735,332	3.1%	15,110,701	2.8%	133,505,311	24.8%	372,260,539	69.2%

LIVE ILLINOIS RACING ONLY

LIVE PRGMS	AMOUNT WAGERED	ON TRACK	ON TRACK %	INTER TRACK	INTER TRACK %	OFF TRACK	OFF TRACK %	ADW	ADW %
THOROUGHBRED MEETINGS									
30 Arlington Park	6,083,429	1,022,485	16.8%	87,082	1.4%	1,674,361	27.5%	3,299,500	54.2%
36 Hawthorne Race Course	5,055,965	815,181	16.1%	427,180	8.4%	1,938,008	38.3%	1,875,597	37.1%
31 Fairmount Park	1,575,749	208,112	13.2%	27,032	1.7%	309,770	19.7%	1,030,835	65.4%
97 THOROUGHBRED TOTAL	12,715,143	2,045,778	16.1%	541,294	4.3%	3,922,138	30.8%	6,205,933	48.8%
HARNESS MEETINGS									
59 Suburban Downs at Hawthorne	9,106,583	464,243	5.1%	166,305	1.8%	2,837,610	31.2%	5,638,426	61.9%
59 HARNESS TOTAL	9,106,583	464,243	5.1%	166,305	1.8%	2,837,610	31.2%	5,638,426	61.9%
156 TOTAL ALL RACING	21,821,726	2,510,021	11.5%	707,599	3.2%	6,759,748	31.0%	11,844,358	54.3%



2020 OTB HANDLES

OFF TRACK BETTING LOCATIONS	LIVE ILLINOIS HANDLE	SIMULCAST HANDLE	TOTAL HANDLE	AVERAGE DAILY HANDLE
OAKBROOK TERRACE - Hawthorne	1,037,713	18,131,538	19,169,251	52,808
CRESTWOOD - Hawthorne	1,273,064	15,711,743	16,984,807	46,790
CHICAGO (Corliss) - Hawthorne	842,164	13,184,871	14,027,034	38,642
PROSPECT HEIGHTS - Hawthorne	475,858	10,788,984	11,264,842	31,033
closed 3/17/2020 WAUKEGAN - Arlington	29,238	2,076,265	2,105,502	27,704
HODGKINS - Arlington	428,990	8,673,168	9,102,158	25,075
GREEN OAKS - Arlington	365,386	7,478,859	7,844,244	21,609
VILLA PARK - Arlington	379,499	7,327,224	7,706,723	21,231
CHICAGO (Joe's on Weed St.) - Arlington	309,777	6,979,760	7,289,537	20,081
MOKENA - Hawthorne	271,597	4,839,878	5,111,476	14,081
JOLIET - Hawthorne	246,176	4,827,825	5,074,002	13,978
closed 3/17/2020 NORTH AURORA - Arlington	15,046	980,846	995,893	13,104
closed 4/23/2020 GLENDALE HEIGHTS - Hawthorne	28,531	1,433,263	1,461,794	12,936
AURORA - Arlington	193,137	3,825,693	4,018,830	11,071
HOFFMAN ESTATES - Arlington	156,635	3,063,671	3,220,306	8,871
SAUGET - Fairmount	132,661	3,030,380	3,163,040	8,714
ROCKFORD - Arlington	104,114	3,051,075	3,155,188	8,692
opened 1/18/2020 LANSING - Hawthorne	175,967	2,829,677	3,005,644	8,687
ALTON - Fairmount	59,325	2,449,356	2,508,681	6,911
NORMAL - Hawthorne	59,865	1,477,473	1,537,338	4,235
MCHENRY - Arlington	46,568	1,402,539	1,449,107	3,992
SPRINGFIELD - Fairmount	48,866	1,319,763	1,368,629	3,770
OTTAWA-Hawthorne	37,226	755,046	792,273	2,183
PEORIA- Hawthorne	42,348	1,106,667	1,149,014	3,165
TOTAL	\$6,759,748	\$126,745,562	\$133,505,311	\$409,364

2020 INTERTRACK HANDLES

INTERTRACK LOCATIONS	LIVE ILLINOIS HANDLE	SIMULCAST HANDLE	TOTAL HANDLE	AVERAGE DAILY HANDLE
ARLINGTON PARK	1,557,503	14,887,290	16,444,793	45,302
FAIRMOUNT PARK	276,417	2,911,135	3,187,552	8,781
HAWTHORNE RACE COURSE (Suburban Downs)	1,383,700	10,829,988	12,213,688	33,647
TOTAL	\$3,217,620	\$28,628,413	\$31,846,033	\$87,730

**SUMMARY OF SURCHARGES AND REVENUES TO LOCAL GOVERNMENTS FROM STATUTORY 2.5%
SURCHARGE AT OFF TRACK BETTING PARLORS IN 2020**

	DATE OPENED	COUNTY	HANDLE	2.5 % STATUTORY SURCHARGE ON WINNINGS	REVENUE TO THE CITY (1% OF HANDLE)	REVENUE TO THE COUNTY (1% OF HANDLE)	OVER/(UNDER) TO LICENSEE
ARLINGTON PARK							
HODGKINS	12/10/07	COOK	9,102,158	167,630	91,022	91,022	(14,413)
GREEN OAKS	04/24/17	LAKE	7,844,244	144,892	78,442	78,442	(11,993)
VILLA PARK	07/12/11	DUPAGE	7,706,723	148,547	77,067	77,067	(5,588)
CHICAGO (Weed St.)	06/04/93	COOK	7,289,537	131,682	72,895	72,895	(14,108)
AURORA	04/25/13	DUPAGE	4,018,830	69,958	40,188	40,188	(10,418)
HOFFMAN ESTATES	11/02/12	COOK	3,220,306	59,950	32,203	32,203	(4,456)
ROCKFORD	11/18/87	WINNEBAGO	3,155,188	56,525	31,552	31,552	(6,579)
WAUKEGAN	12/30/88	LAKE	2,105,502	36,627	21,055	21,055	(5,483)
MCHENRY	12/08/05	MCHENRY	1,449,107	26,785	14,491	14,491	(2,197)
NORTH AURORA	05/04/18	KANE	995,893	17,598	9,959	9,959	(2,319)
Total			46,887,487	860,195	468,875	468,875	-77,555
FAIRMOUNT PARK							
SAUGET	02/12/01	ST. CLAIR	3,163,040	57,193	31,630	31,630	(6,068)
ALTON	10/03/02	MADISON	2,508,681	47,630	25,087	25,087	(2,544)
SPRINGFIELD	05/05/88	SANGAMON	1,368,629	26,021	13,686	13,686	(1,352)
Total			7,040,351	130,844	70,404	70,404	-9,963
HAWTHORNE RACE COURSE							
OAKBROOK TERRACE	09/04/92	DUPAGE	19,169,251	352,003	191,693	191,693	(31,382)
CRESTWOOD	02/17/92	COOK	16,984,807	306,012	169,848	169,848	(33,685)
CHICAGO (Corliss Ave.)	04/18/91	COOK	14,027,034	253,443	140,270	140,270	(27,097)
PROSPECT HEIGHTS	04/25/12	COOK	11,264,842	208,428	112,648	112,648	(16,869)
MOKENA	05/16/03	WILL	5,111,476	92,736	51,115	51,115	(9,493)
JOLIET	10/25/90	WILL	5,074,002	90,789	50,740	50,740	(10,691)
LANSING	01/08/20	COOK	3,005,644	54,161	30,056	30,056	(5,952)
NORMAL	07/13/06	MCLEAN	1,537,338	27,613	15,373	15,373	(3,133)
GLENDALE HEIGHTS	04/25/12	DUPAGE	1,461,794	26,257	14,618	14,618	(2,979)
PEORIA	04/24/18	PEORIA	1,149,014	20,538	11,490	11,490	(2,442)
OTTAWA	05/01/19	LASALLE	792,273	14,428	7,923	7,923	(1,418)
Total			79,577,473	1,446,407	795,775	795,775	-145,142
TOTAL			\$133,505,311	\$2,437,446	\$1,335,053	\$1,335,053	\$ (232,661)

2020 ADVANCE DEPOSIT WAGERING

Advance Deposit Wagering (ADW) officially began in Illinois on October 13, 2009. Five companies were licensed in 2020 as ADW providers (*Bet America was acquired by Twin Spires in 2017). Illinois patrons place funds into an account and then wager on races using a telephone or internet device. Each ADW provider must have an agreement with an Illinois racetrack and their affiliated horsemen's association.

ADW PROVIDER	Handle	DAILY AVERAGE	State Tax 1.75%	Daily Average
Twin Spires - (Arlington)	121,770,175	333,617	2,130,978	5,838
TVG - (Fairmount)	156,308,508	428,242	2,735,399	7,494
Xpressbet - (Hawthorne)	43,838,544	120,106	767,175	2,102
Club Hawthorne - (Hawthorne)	34,609,783	94,821	605,671	1,659
*Bet America (Arlington)	4,067,371	11,143	71,179	195
NYRABets (Hawthorne)	<u>11,666,159</u>	<u>31,962</u>	<u>204,158</u>	<u>559</u>
TOTAL	\$372,260,539	\$1,019,892	\$6,514,559	\$17,848

Monthly ADW Handle	Handle
January	17,287,415
February	17,195,973
March	23,326,012
April	31,347,207
May	43,234,477
June	43,717,576
July	39,305,162
August	34,994,062
September	35,032,076
October	30,259,878
November	31,822,405
December	24,738,297
TOTAL	\$372,260,539

Breakdown of ADW Handle	% of Handle
2020 ADW Handle	372,260,539
1.5% Tax to Horse Racing Fund	5,583,908 1.50%
.25% Tax to Standardbred Purse	930,651 0.25%
Host Simulcast Fees	25,602,214 6.88%
ADW Fee	25,968,951 6.98%
Illinois Track Commission	9,468,848 2.54%
Illinois Purses	9,468,848 2.54%
Breakage	1,046,750 0.28%
Surcharge (.18%) to Standardbred Purse	596,858 0.16%
Surcharge (.2%) to Racing Board	633,178 0.17%
Optional Surcharge (.5%) to ADW	0 0.00%
Payout to Public	\$292,960,333 78.70%

Illinois Races vs. Out of State Races	
ADW Handle on Arlington Races	3,299,500
ADW Handle on Hawthorne Thoroughbred Races	1,875,597
ADW Handle on Hawthorne Harness Races	5,638,426
ADW Handle on Fairmount Races	1,030,835
TOTAL ADW Handle on Illinois Races	\$11,844,358 3%
TOTAL ADW Handle on Out of State Races	\$360,416,181 97%
TOTAL	\$372,260,539



2020 COMMINGLED HANDLE VS. SIMULCAST HANDLE

	COMMINGLED	SIMULCASTING	
	OUT-OF STATE HANDLE INTO ILLINOIS POOLS	ILLINOIS HANDLE ON OUT OF STATE RACES	"TRADE BALANCE" DIFFERENCE
THOROUGHBRED MEETS			
ARLINGTON PARK	42,984,848	62,468,829	(19,483,981)
HAWTHORNE RACE COURSE	66,283,624	36,088,865	30,194,759
FAIRMOUNT PARK	17,277,038	0	17,277,038
THOROUGHBRED TOTAL	\$ 126,545,510	\$ 98,557,694	\$ 27,987,816

	COMMINGLED	SIMULCASTING	
	OUT-OF STATE HANDLE INTO ILLINOIS POOLS	ILLINOIS HANDLE ON OUT OF STATE RACES	"TRADE BALANCE" DIFFERENCE
HARNESS MEETS			
HAWTHORNE RACE COURSE (Suburban Downs)	48,298,965	28,187,868	20,111,097
HARNESS TOTAL	\$ 48,298,965	\$ 28,187,868	\$ 20,111,097

ADVANCE DEPOSIT WAGERING (ADW)

\$ 360,416,181

ALL RACING TOTAL

\$ 174,844,474 \$ 487,161,743 \$ (312,317,269)

1995 - 2020 "TRADE BALANCE" FROM SIMULCASTING INTO AND OUT OF ILLINOIS

	COMMINGLED	SIMULCASTING	
	OUT-OF STATE HANDLE INTO ILLINOIS POOLS	ILLINOIS HANDLE ON OUT OF STATE RACES	"TRADE BALANCE" DIFFERENCE
1995	297,133,418	329,642,288	(32,508,870)
1996	551,232,436	572,268,505	(21,036,069)
1997	524,992,359	626,324,386	(101,332,027)
1998	455,011,181	699,709,458	(244,698,277)
1999	516,104,829	729,639,342	(213,534,513)
2000	628,884,689	724,779,204	(95,894,515)
2001	743,634,500	738,639,096	4,995,404
2002	914,879,233	749,400,714	165,478,519
2003	765,812,794	759,673,491	6,139,303
2004	834,052,261	732,303,750	101,748,511
2005	896,740,508	699,214,766	197,525,742
2006	844,791,759	693,097,332	151,694,427
2007	841,087,982	674,774,868	166,313,114
2008	846,028,897	598,518,783	247,510,115
2009	736,608,500	547,797,041	188,811,459
2010	553,267,781	564,309,696	(11,041,915)
2011	543,970,610	531,066,871	12,903,739
2012	594,052,598	511,990,098	82,062,500
2013	551,503,373	475,241,479	76,261,894
2014	431,013,076	507,351,977	(76,338,901)
2015	335,178,770	501,508,910	(166,330,140)
2016	260,487,398	497,843,113	(237,355,715)
2017	245,643,002	520,584,428	(274,941,426)
2018	249,946,906	508,608,883	(258,661,977)
2019	209,127,567	500,165,987	(291,038,420)
2020*	174,844,474	487,161,743	(312,317,269)

Notes: Advance Deposit Wagering on Illinois Races is not included in the commingled totals.

Advance Deposit Wagering on out-of-state races is included above and amounted to: 2009=\$17.1M, 2010=\$84.9M, 2011=\$94.8M, 2012=\$104.4M, 2013=\$64.5M, 2014=\$121.7M, 2015=\$132.3M, 2016=\$154.9M, 2017=\$179M, 2018=\$193M, 2019=\$205M

* 2020 COVID-19 Restrictions limited Racing causing a significant decline in out of state handle

PURSE RECAPTURE

Purse recapture is a 1995 provision of the law that allows racetracks to recoup losses on live handle brought on by the authorization of full-card simulcasting of races from other states. The recapture amount is 2% of the decrease of Illinois handle on Illinois races from 1994. The recapture monies allocated to the racetracks are deducted from the purse accounts. In 1999, legislation was passed that authorized annual appropriations to the Department of Agriculture for reimbursement to purse accounts equal to the recapture amounts. The appropriation is an annual decision. The racetracks will always receive their monies either from the State or from the originally intended purse accounts. Below are the annual amounts of purse recapture since 1995, when full card was authorized.

These handles are from racetracks and OTB's only and do not include ADW

Illinois Handle on Illinois Races	
1994	\$1,181,911,128
1995	\$872,357,004
1996	\$660,598,891
1997	\$553,709,328
1998	\$387,351,792
1999	\$374,209,987
2000	\$377,762,519
2001	\$367,053,388
2002	\$382,473,610
2003	\$308,244,909
2004	\$327,079,537
2005	\$303,605,111
2006	\$259,022,153
2007	\$254,123,568
2008	\$220,136,253
2009	\$185,989,951
2010	\$148,600,498
2011	\$142,181,879
2012	\$143,132,630
2013	\$131,263,856
2014	\$102,026,113
2015	\$80,214,477
2016	\$61,601,900
2017	\$54,859,679
2018	\$51,582,950
2019	\$44,467,712
2020*	\$9,977,368

Recapture		
Race Year	Year	Recapture
1995	1996	\$4,234,922
1996	1997	\$9,728,218
1997	1998	\$6,894,623
1998	1999	\$10,254,087
1999	2000	\$15,063,347
2000	2001	\$15,152,298
2001	2002	\$15,489,017
2002	2003	\$15,119,303
2003	2004	\$13,704,522
2004	2005	\$13,347,193
2005	2006	\$13,130,746
2006	2007	\$13,882,814
2007	2008	\$13,037,833
2008	2009	\$13,780,082
2009	2010	\$13,205,351
2010	2011	\$13,631,921
2011	2012	\$13,723,002
2012	2013	\$12,998,018
2013	2014	\$13,190,063
2014	2015	\$13,608,110
2015	2016	\$8,912,410
2016	2017	\$11,020,247
2017	2018	\$11,113,325
2018	2019	\$11,414,167
2019	2020	\$11,514,943
2020	2021	\$12,126,976

* COVID-19 Restrictions in 2020 significantly reduced Illinois Handle at Facilities



ILLINOIS HANDLES

1985-2015 (every 5 years) and 2016-2020

THOROUGHBRED MEETS						
	ON TRACK	INTERTRACK	OFF TRACK	ADW		TOTAL
1985	\$ 413,499,578	\$ 107,756,838	\$ -	\$ -	\$	521,256,416
1990	\$ 358,258,669	\$ 205,490,935	\$ 157,175,600	\$ -	\$	720,925,204
1995	\$ 208,971,670	\$ 161,026,595	\$ 284,072,667	\$ -	\$	654,070,932
2000	\$ 183,746,086	\$ 184,012,741	\$ 337,818,255	\$ -	\$	705,577,082
2005	\$ 164,331,055	\$ 167,612,637	\$ 324,976,790	\$ -	\$	656,920,482
2010	\$ 107,833,704	\$ 102,196,110	\$ 242,492,453	n/a	\$	452,522,266
2015	\$ 71,647,768	\$ 73,859,723	\$ 195,382,490	n/a	\$	340,889,981
2016	\$ 73,614,760	\$ 48,893,290	\$ 188,415,484	n/a	\$	310,923,534
2017	\$ 71,591,008	\$ 44,663,679	\$ 194,024,636	n/a	\$	310,279,323
2018	\$ 65,543,823	\$ 40,708,109	\$ 182,186,139	n/a	\$	288,438,071
2019	\$ 64,602,097	\$ 36,828,842	\$ 166,666,311	n/a	\$	268,097,250
2020*	\$ 14,126,301	\$ 12,651,643	\$ 102,479,833	n/a	\$	129,257,777

HARNESS MEETS						
	ON TRACK	INTERTRACK	OFF TRACK	ADW		TOTAL
1985	\$ 350,445,586	\$ 51,532,629	\$ -	\$ -	\$	401,978,215
1990	\$ 256,855,703	\$ 134,948,222	\$ 139,638,986	\$ -	\$	531,442,911
1995	\$ 121,047,072	\$ 145,351,015	\$ 281,530,273	\$ -	\$	547,928,360
2000	\$ 58,171,917	\$ 116,137,855	\$ 222,654,869	\$ -	\$	396,964,641
2005	\$ 48,712,033	\$ 102,081,782	\$ 195,105,580	\$ -	\$	345,899,395
2010	\$ 22,219,165	\$ 48,978,683	\$ 104,269,095	n/a	\$	175,466,943
2015	\$ 13,591,862	\$ 26,537,150	\$ 68,385,488	n/a	\$	108,514,500
2016	\$ 14,320,276	\$ 13,889,657	\$ 65,374,369	n/a	\$	93,584,301
2017	\$ 10,691,806	\$ 12,505,654	\$ 62,930,545	n/a	\$	86,128,005
2018	\$ 10,545,382	\$ 9,819,581	\$ 58,664,644	n/a	\$	79,029,607
2019	\$ 8,539,296	\$ 9,142,763	\$ 53,718,012	n/a	\$	71,400,071
2020*	\$ 2,609,031	\$ 2,459,058	\$ 31,025,478	n/a	\$	36,093,566

TOTAL						
	ON TRACK	INTERTRACK	OFF TRACK	ADW		TOTAL
1985	\$ 763,945,164	\$ 159,289,467	\$ -	\$ -	\$	923,234,631
1990	\$ 615,114,372	\$ 340,439,157	\$ 296,814,586	\$ -	\$	1,252,368,115
1995	\$ 330,018,742	\$ 306,377,610	\$ 565,602,940	\$ -	\$	1,201,999,292
2000	\$ 241,918,003	\$ 300,150,596	\$ 560,473,124	\$ -	\$	1,102,541,723
2005	\$ 213,043,088	\$ 269,694,419	\$ 520,082,370	\$ -	\$	1,002,819,877
2010	\$ 130,052,869	\$ 151,174,792	\$ 346,761,547	\$ 97,803,750	\$	725,792,958
2015	\$ 85,239,630	\$ 100,396,873	\$ 263,767,978	\$ 144,019,400	\$	593,423,880
2016	\$ 87,935,036	\$ 62,782,947	\$ 253,789,853	\$ 165,999,800	\$	570,507,635
2017	\$ 82,282,814	\$ 57,169,333	\$ 256,955,181	\$ 190,284,417	\$	586,691,745
2018	\$ 76,089,205	\$ 50,527,690	\$ 240,850,783	\$ 206,034,006	\$	573,501,684
2019	\$ 73,141,393	\$ 45,971,605	\$ 220,384,323	\$ 217,147,633	\$	556,644,954
2020*	\$ 16,735,332	\$ 15,110,701	\$ 133,505,311	\$ 372,260,539	\$	537,611,882

*Covid -19 Restrictions significantly affected 2020 Facility Handles

PURSES AND HANDLE (LIVE AND SIMULCASTS)

	THOROUGHBRED PURSE DISTRIBUTED	HARNESS PURSES DISTRIBUTED	TOTAL PURSES DISTRIBUTED	ILLINOIS HANDLE	% OF HANDLE ON ILLINOIS RACES
1995	49,313,304	41,392,332	90,705,636	1,201,999,292	73%
1996	53,850,395	41,757,050	95,607,445	1,232,867,396	54%
1997	50,843,274	37,141,615	87,984,889	1,180,033,714	47%
1998	49,904,435	34,542,076	84,446,511	1,087,061,250	36%
1999	52,398,833	39,180,917	91,579,750	1,103,849,329	34%
2000	65,955,254	42,068,597	108,023,851	1,102,541,723	34%
2001	65,176,932	39,863,175	105,040,107	1,105,692,484	33%
2002	79,233,651	40,177,699	119,411,350	1,131,874,324	34%
2003	60,224,987	32,900,951	93,125,938	1,067,918,400	29%
2004	57,231,170	40,178,599	97,409,769	1,059,383,287	31%
2005	57,250,778	34,906,211	92,156,989	1,002,819,877	30%
2006	57,314,077	31,810,706	89,124,783	952,119,485	27%
2007	54,064,946	31,307,830	85,372,776	928,898,436	27%
2008	50,490,454	29,256,533	79,746,987	818,655,036	27%
2009	48,949,553	23,857,985	72,807,538	736,740,493	26%
2010	38,792,651	15,598,812	54,391,463	725,792,958	22%
2011	44,263,896	18,990,581	63,254,477	687,899,890	23%
2012	54,189,232	24,325,816	78,515,049	672,902,967	24%
2013	48,359,376	23,677,385	72,036,761	617,943,710	23%
2014	40,172,846	16,578,130	56,750,976	623,983,057	19%
2015	27,893,274	11,334,487	39,227,761	593,423,880	15%
2016	23,879,701	8,681,252	32,560,953	570,507,635	13%
2017	25,024,819	8,768,531	33,793,350	586,691,745	11%
2018	25,421,817	9,084,301	34,506,118	573,501,684	11%
2019	23,740,113	6,554,520	30,294,633	556,644,954	10%
2020	12,059,505	6,373,888	18,433,394	537,611,882	4%

2020 OUT-OF-STATE SIMULCASTS

THOROUGHBRED					
Simulcast Programs		Amount Wagered	On-Track	Intertrack	Off-Track
3,342	Arlington	76,793,266	8,098,532	6,225,905	62,468,829
2,051	Hawthorne	45,955,301	3,981,991	5,884,445	36,088,866
5,393	TOTAL	122,748,567	12,080,523	12,110,350	98,557,695
HARNESS					
4,631	Hawthorne (Suburban Downs)	32,625,409	2,144,788	2,292,753	28,187,868
ADW					
10,024	TOTAL	\$515,790,157	\$14,225,311	\$14,403,103	\$126,745,563

Race Track Details

ARLINGTON INTERNATIONAL RACECOURSE, LLC

2020 Thoroughbred Meet-April 27 through September 30

Live Programs	30	Live Total Attendance	4,503
Total Live Programs Raced + Dark Days	215	Live Admission Tax	\$0
Live Races Run	245	Uncashed Tickets (2019)	\$936,547
Purses Distributed	\$5,543,510	Breakage	\$244,089

	On-Track at Arlington	Intertrack at Arlington	Off-Track at Arlington	ADW at Arlington	All Locations on Arlington
Live Racing Day Handle					
Illinois Handle on Illinois Races	1,022,485	87,082	1,674,361	3,299,500	6,083,429
Daily Average	34,083	2,903	55,812	109,983	202,781
Illinois Handle on Out-of-State Races	2,568,383	496,220	15,301,904	0	18,366,507
Daily Average	85,613	16,541	510,063	0	612,217
Combined Illinois Handle	3,590,868	583,302	16,976,266	3,299,500	24,449,936
Daily Average	119,696	19,443	565,876	109,983	814,998
Out-of-State Handle (Commingled) on Ill. Races					42,984,838
Daily Average					1,432,828

FAIRMOUNT PARK, INC.

2020 Thoroughbred Meet -March 3 through September 7

Live Programs	31	Total Live Attendance	3,768
Total Live Programs Raced + Dark Days	31	Live Admission Tax	\$1,212
Live Programs Run	218	Uncashed Tickets (2018)	\$127,747
Purses Distributed	\$1,949,375	Breakage	\$43,122

	On-Track at Fairmount	Intertrack at Fairmount	Off-Track at Fairmount	ADW at Fairmount	All Locations on Fairmount
Live Racing Day Handle					
Illinois Handle on Illinois Races	208,112	27,032	309,770	1,030,835	1,575,749
Daily Average	6,713	872	9,993	33,253	50,831
Illinois Handle on Out-of-State Races	0	0	0	0	0
Daily Average	0	0	0	0	0
Combined Illinois Handle	208,112	27,032	309,770	1,030,835	1,575,749
Daily Average	6,713	872	9,993	33,253	50,831
Out-of-State Handle (Commingled) on Ill. Races					17,277,038
Daily Average					557,324

Race Track Details

HAWTHORNE RACE COURSE, INC.

Combined Spring and Fall

2020 Thoroughbred Meet - January 3 & 4 and October 1 through December 31

Live Programs	36	Total Live Attendance	6,731
Total Live Programs Raced + Dark Days	151	Live Admission Tax	\$926
Live Races Run	316	Uncashed Tickets (2019)	\$407,216
Purses Distributed	\$4,566,620	Breakage (incl SDI)	\$291,478

	On-Track at Hawthorne	Intertrack at Hawthorne	Off-Track at Hawthorne	ADW at Hawthorne	All Locations on Hawthorne
Live Racing Day Handle					
Illinois Handle on Illinois Races	815,181	427,180	1,938,008	1,875,597	5,055,965
Daily Average	22,644	11,866	53,834	52,100	140,443
Illinois Handle on Out-of-State Races	3,981,991	5,884,444	36,088,865	0	45,955,301
Daily Average	110,611	163,457	1,002,468	0	1,276,536
Combined Illinois Handle	4,797,172	6,311,624	38,026,873	1,875,597	51,011,266
Daily Average	133,255	175,323	1,056,302	52,100	1,416,980
Out-of-State Handle (Commingled) on Ill. Races					66,283,624
Daily Average					1,841,212

SUBURBAN DOWNS, INC. AT HAWTHORNE RACE COURSE

2020 Harness Meet - February 15 to September 20

Live Programs	59	Total Live Attendance	10,376
Total Live Programs Raced + Dark Days	366	Live Admission Tax	\$888
Live Races Run	733	Uncashed Tickets (2018)	\$328,833
Purses Distributed	\$6,373,888		

	On-Track at Hawthorne	Intertrack at Hawthorne	Off-Track at Hawthorne	ADW at Hawthorne	All Locations on Hawthorne
Live Racing Day Handle					
Illinois Handle on Illinois Races	464,243	166,305	2,837,610	5,638,426	9,106,583
Daily Average	7,869	2,819	48,095	95,567	154,349
Illinois Handle on Out-of-State Races	2,144,789	2,292,752	28,187,868	0	32,625,409
Daily Average	36,352	38,860	477,760	0	552,973
Combined Illinois Handle	2,609,032	2,459,057	31,025,478	5,638,426	41,731,992
Daily Average	44,221	41,679	525,856	95,567	707,322
Out-of-State Handle (Commingled) on Ill. Races					48,298,965
Daily Average					818,627

**ILLINOIS DEPARTMENT OF AGRICULTURE HORSE
RACING PROGRAM**

2020 ILLINOIS THOROUGHBRED BREEDERS FUND PURSES AND AWARDS PAID

TRACK/ASSOCIATION	IL-RESTRICTED STAKES		IL-RESTRICTED RACES		OPEN RACES	WINNERS SHARE OF PURSES	WINNERS OWNERS' AWARDS	OWNERS' AWARDS PLACE/SHOW	BREEDERS' AWARDS	TOTAL PURSES AND AWARDS
	RACES	PURSES	RACES	PURSES						
HAWTHORNE RACE COURSE Spring Meet	0	\$0	1	\$24,000	7	\$88,300	\$17,880 (4 races)	\$1,040 (4 races)	\$33,926	\$165,146
ARLINGTON PARK Arlington Park	0	\$0	7	\$249,530	52	\$1,028,747	\$205,058 (29 races)	\$104,594 (61 races)	\$318,760	\$1,906,689
HAWTHORNE RACE COURSE Fall Meet	2	\$120,850	13	\$253,000	65	\$874,899	\$150,840 (31 races)	\$63,790 (56 races)	\$236,078	\$1,699,457
FAIRMOUNT PARK Fairmount Park, Inc.	0	\$0	18	\$206,600	71	\$640,660	\$48,542 (61 races)	\$98,304 (27 races)	\$7,438	\$1,001,544
PARI-MUTUEL TOTALS	2	\$120,850	39	\$733,130	195	\$2,632,606	\$422,320 (125 races)	\$267,728 (148 races)	\$596,202	\$4,772,836
Stallion Owner's Awards										\$68,756
County Fair Purses Total (8 reaces)										\$77,000
2020 TOTAL OF PROGRAM										\$4,918,592

These figures reflect only those purses or awards that were earned by Illinois Conceived and Foaled or Illinois Foaled thoroughbreds properly registered with the Department of Agriculture. The Breeders' Awards are provided by the IL Thoroughbred Breeders and Owners Foundation.

**ILLINOIS DEPARTMENT OF AGRICULTURE HORSE
RACING PROGRAM**

2020 ILLINOIS QUARTER HORSE BREEDERS FUND PURSES PAID

	<u>RACES</u>	<u>PURSES</u>
PARI-MUTUEL TOTALS	0	\$0
NON PARI-MUTUEL TOTALS	0	\$0
2020 GRAND TOTALS	0	\$0

These 2019 figures are only for events restricted to Illinois Conceived and Foaled (ICF) horses that are properly registered with the Department of Agriculture, and do not include purses won by ICF horses in open competition.

**ILLINOIS DEPARTMENT OF AGRICULTURE
HORSE RACING PROGRAM
ILLINOIS STANDARD BRED BREEDERS FUND
2020 PURSES AND AWARDS PAID**

TRACK/ASSOCIATION	STAKES AND LATE CLOSERS		OVERNIGHT RACES	PURSES	BREEDERS' AWARDS	OWNERS'/ BONUS AWARDS	TOTAL PURSES AND BREEDERS'
	RACES	PURSES					AWARDS
HAWTHORNE RACE COURSE							
Suburban Downs	188	\$3,707,050	770	\$6,558,988	\$129,974	\$107,314	\$10,503,326
ILLINOIS STATE FAIR							
Dept. of Agriculture	0	\$0	0	\$0	\$0		\$0
DUQUOIN STATE FAIR							
Dept. of Agriculture	0	\$0	0	\$0	\$0		\$0
<i>All 2020 Stakes races were run under Suburban License due to Covid-19</i>							
PARI-MUTUEL TOTALS	188	\$3,707,050	770	\$6,558,988	\$129,974	\$107,314	\$10,503,326
NON-PARI-MUTUEL RACING							
BROWN COUNTY, MT. STERLING	0	\$0					\$0
ILLINOIS STALLION STAKES							
BROWN COUNTY, MT. STERLING	0	\$0					\$0
27 County Fairs							
Colt Association Racing	80	\$272,958					\$272,958
Downstate Classic							
Carrollton (3 Y.O.)	6	\$36,112					\$36,112
Lincoln (2 Y.O)	8	\$37,864					\$37,864
Spring Preview (4/22)	17	\$49,997					\$49,997
Fall Preview	<u>19</u>	<u>\$50,000</u>					<u>\$50,000</u>
NON-PARI-MUTUEL TOTALS	130	\$446,931					\$446,931
ILLINOIS CONCEIVED AND FOALD BONUS PROGRAMS							
Illinois Topline 2 & Up	5	\$4,565	10	\$10,132			\$14,697
2020 GRAND TOTALS	323	\$4,158,546	780	\$6,569,120	\$129,974	\$107,314	\$10,964,954

These 2020 figures are only for events restricted to Illinois Conceived and Foaled (ICF) horses that are properly registered with the Department of Agriculture, and do not include purses won by ICF horses in open competition. Bonuses awarded to ICF horses winning in open overnites in Illinois pari-mutuel competition are included in above table.

Note: The Breeder's Awards above include both ICF restricted races and open races.