


# ILLINOIS RACING BOARD 2022 ANNUAL REPORT

**JB PRITZKER  
GOVERNOR**



Illinois Racing Board  
Annual Report to the Governor  
Calendar Year 2022

Illinois Racing Board  
555 W. Monroe  
Suite 1700 South  
Chicago, Illinois 60661

Daniel Beiser, Chairman  
Domenic DiCera, Executive Director

Submitted on or before March 1, 2023, pursuant to the  
Illinois Horse Racing Act of 1975

*This document is also available online at*  
[www.illinois.gov/irb](http://www.illinois.gov/irb)

Photo credits: Four Footed Photography

Report contribution, Statistical Analysis, and design:  
Michael Belmonte, Vitto Ezeji-Okoye, Bob Denneen, Lindsay Evans  
and  
Domenic DiCera

555 WEST MONROE STREET  
1700-S  
CHICAGO, IL 60661



TEL: 312-814-2600  
TDD: 866-323-0273  
FAX: 312-814-5062

**ILLINOIS RACING BOARD**

February 23, 2023

Office Of The Governor

FEB 23 2023

The Honorable JB Pritzker  
Governor of the State of Illinois  
207 State House  
Springfield, IL 62706

Dear Governor Pritzker:

On behalf of the Chairman, Commissioners and staff, I am pleased to submit the Illinois Racing Board's 2022 annual report in accordance with Section 14(d) of the Illinois Horse Racing Act of 1975.

Respectfully submitted,

A handwritten signature in cursive script that reads "Domenic DiCera".

Domenic DiCera  
Executive Director

## TABLE OF CONTENTS

Introduction	1
Legislative Intent	2
Regulatory Changes, Legislation	3
Commissioners, Staff, Racing Regulation	4-6
MBE/WBE/DBE Annual Report	7-9
Laboratory	10
Locations and Websites of Racetracks, OTBs, and ADWs	11
Licensing	12
Racing Dates Awarded	13
Sources and Allocation of Revenue	14
Cash Disbursements	15
Summary of Surcharges and Taxes	16
Source of Handle	17
Wagering on Horse Racing	18
Comparison of Handles	19
OTB and Intertrack Handles	20
Summary of OTB Surcharges	21
Advance Deposit Wagering (ADW)	22
Commingled Handle vs. Simulcast Handle	23
Purse Recapture	24
Illinois Handles	25
Illinois Purses and Out-of-State Simulcasts	26
Race Track Details	
Thoroughbred - Fairmount Park & Hawthorne Race Course	27
Standardbred - Suburban Downs & State Fairs	28
<b>Breeders Funds</b>	
<b>Thoroughbred and Quarter Horse</b>	<b>29</b>
<b>Standardbred</b>	<b>30</b>



# INTRODUCTION

The Illinois Racing Board (IRB) was created in 1933 and its legal mandate is defined in the Illinois Horse Racing Act of 1975. The jurisdiction, supervision, powers, and duties of the Illinois Racing Board shall extend under the Act to every person who holds or conducts any race meeting within the State of Illinois where horse racing is permitted for any stake, purse, or reward. The mission of the Illinois Racing Board is to regulate horse racing through the enforcement of the Act and its rules and regulations, and to ensure the honesty and integrity of Illinois racing and wagering. The goals of the Board are to advance a regulatory environment that benefits the equine industry and to ensure that the public has confidence in the integrity of pari-mutuel horse racing. The Board performs its responsibilities in strict compliance with state laws

The Illinois Racing Board consists of up to 11 board members appointed by the Governor. As with all State Boards, turnover of board members is an ongoing process. In 2022, the Illinois Racing Board saw the departure of Commissioners Marcus Davis, Alan Henry, and Charles MacKelvie. Governor Pritzker appointed Patricia Saccone.

The closure of Arlington International in 2021 had a profound effect on racing in Illinois. The Illinois pari-mutuel horse racing industry operated at two racetracks in 2022 compared to three in 2021. In the face of adversity, the racing community in Illinois came together to forge a racing schedule that would sustain Illinois racing. At the September 2021 board meeting, a racing schedule that required the track surface at Hawthorne Race Course to be switched over four different times to accommodate thoroughbred and standardbred meets was unanimously approved. This schedule provided Illinois Horsemen with more racing opportunities throughout the state.

A total of 200 live race dates were conducted in 2022 spread across the state at our licensed facilities as well as at State and County Fairs. Fairmount Park conducted 60 live Thoroughbred race dates; an increase of 7 days compared to 2021. Hawthorne Race Course conducted 65 live Thoroughbred race dates; an increase of 15 days compared to 2021. Suburban Downs at Hawthorne Race Course conducted 68 Standardbred race dates, an increase of 5 days compared to 2021.

The live race schedule was not the only aspect of racing in Illinois that was drastically affected by the closure of Arlington Park. In 2021, Arlington operated eight off-track betting locations in northern Illinois. With Illinois facing the loss of the revenue generated by these facilities, Hawthorne Race

Course stepped up and expanded their field of off-track facilities from eleven in 2021 to fifteen in 2022. Currently, Hawthorne is seeking approval from the General Assembly to increase the number of OTB licenses they are permitted from sixteen to twenty-three.

In addition to regulating the pari-mutuel horse racing industry the IRB has a commitment to the men and women that make racing possible. Section 31.1 of the Illinois Horse Racing Act requires the Board to award charitable grants to non-profit organizations that provide medical and family counseling and similar services to persons who reside or work on the backstretch at Illinois racetracks. In 2020, the Board approved Racing Industry Charitable Foundation (RICF) as the grant recipient which they renewed in both 2021 & 2022. At the 2023 Dates Hearing, Board members questioned management of all three organization licensees about their commitment to the backstretch community. The Board has indicted those services to this community will continue to be a top priority.



## LEGISLATIVE INTENT

The Illinois Horse Racing Act of 1975 is intended to benefit the people of the State of Illinois by assisting economic development and promoting Illinois tourism. The General Assembly finds and declares it to be the public policy of the State of Illinois to:

1. *Support and enhance Illinois' horse racing industry, which is a significant component within the agribusiness industry.* Sections 30 and 31 of the Act promote the breeding, buying, and racing of thoroughbred and standardbred horses in Illinois, preserving the agribusiness segment of the Illinois economy. Purse supplements, owner and breeders' awards are paid to owners and breeders of winning horses in certain races limited to Illinois conceived and foaled horses.
2. *Ensure that Illinois' horse racing industry remains competitive with neighboring states.* Through the rulemaking process, the Board creates new rules and amends existing rules to be more uniform, consistent, and competitive with other major racing jurisdictions. IRB staff members and industry representatives are continually working to update the administrative rules.
3. *Stimulate growth within Illinois' horseracing industry, thereby encouraging new investment and development to produce additional tax revenues and to create additional jobs.* The Board strives to foster an environment that creates jobs and generates important revenue to the State of Illinois by encouraging racetracks to make use of their vacant off-track wagering licenses.
4. *Promote the further growth of tourism.* To ensure that adequate funds are devoted to the marketing of horse racing, the Board requires that each applicant for licensure to operate a race meet submit a proposed advertising and promotional budget during the licensing process.
5. *Encourage the breeding of thoroughbred and standardbred horses in this State.* Pursuant to the Act, breeders' awards have been established to promote the breeding of thoroughbreds, standardbreds, and quarter horses by Illinois residents.
6. *Ensure that public confidence and trust in the credibility and integrity of racing operations and the regulatory process is maintained.* Public confidence is essential to a vital horse racing industry. The licensing of all persons participating in pari-mutuel racing and the testing of post-race equine samples are necessary components of the Board's regulatory program. Urine and blood samples are obtained post-race from the winner of every race, the horses finishing second and third in stakes races, and from any other horses selected by the stewards based on current and past performance.

## **FEDERAL REGULATORY CHANGES (HISA)**

At the end of 2020, Congress passed the Horseracing Integrity and Safety Act with an effective date of July 1, 2022, for implementation of the Racetrack Safety Program. The new federal law is designed to create a uniform national standard for thoroughbred racing. Federal recognition and enforcement power will be given to several agencies including a new independent Horseracing Integrity and Safety Authority (HISA).

The intent of the law is to standardize anti-doping and medication control as well as racetrack safety and horse welfare nationwide. The anti-doping program being put in place covers only thoroughbred racing and is to be overseen and implemented by an independent Non-Government Organization (NGO) entitled the Horseracing Integrity & Welfare Unit (HIWU).

Throughout 2022, the IRB staff has actively monitored the progress toward implementation of the new law. IRB has reviewed the requirements of HISA, met with HISA and HIWU representatives several times, and is now determining a path forward to best integrate the Racetrack Safety Program and Anti-Doping Medication Control Program at both racetracks with thoroughbred race meets. We anticipate challenges, but with cooperation from the Illinois racing industry, the goal of better protecting the welfare of the horses and racing participants will be achieved.

The process of implementing this new mandate is an ongoing and ever-changing process. In November of 2022, the Court of Appeals for the Fifth Circuit found that the Horseracing Integrity and Safety Act was unconstitutional. As a result of this ruling, the Federal Trade Commission did not approve the proposed regulatory rules governing the HISA Anti-Doping and Medication Control program.

At the end of 2022, Congress passed an amendment to the Horseracing Integrity and Safety Act with the goal of modifying the language that the Fifth Circuit identified as unconstitutional. Following the passage of that amendment, HISA resubmitted its ADMC Program Rules to the Federal Trade Commission for approval. In January of 2023, the FTC posted the new Rules with a two-week public comment period. The FTC has 60 days from the publication of the rules to approve or disapprove them.

### **2019 Illinois Gaming Act**

In June of 2019, after more than a decade of negotiations, the Illinois General Assembly passed the Illinois Gaming Act of 2019 expanding casino gaming to include racetracks. This new law allows Organization Licensees to operate racinos at their tracks across the state. Since the new law was enacted, both Hawthorne Race Course, and Fairmount Park have received Preliminarily Suitable status from the Illinois Gaming Board to facilitate the construction of these new facilities.

At the September 2022 Dates Hearing, IRB Commissioners heard testimony from the management of Hawthorne Race Course detailing their plans for a racino. After the unexpected delays caused by the Covid pandemic and supply chain issues, HRC has indicated that they have all necessary approvals and financing to proceed with construction. Once they break ground it should be around fourteen months until the new racino is open. The IRB is cautiously optimistic that the new racinos will be in operation by summer of 2024.

## COMMISSIONERS, ADMINISTRATIVE STAFF and RACING REGULATION

Section 4 of the Illinois Horse Racing Act states that “the Board shall consist of 11 members to be appointed by the Governor with the advice and consent of the Senate, not more than 6 of whom shall be of the same political party, and one of whom shall be designated by the Governor to be Chairman.” As of February 1, 2023, four seats on the Board are vacant.

<u>Commissioners</u>	<u>Term Expires</u>
Dan Beiser, Chairman	07/01/2026
Leslie Breuer	07/01/2028
Beth Doria	07/01/2028
Lydia Gray	07/01/2028
Benjamin Reyes	07/01/2024
Patricia Saccone	07/01/2024
Leslye Sandberg	07/01/2026

Domenic DiCera	Executive Director
Lindsay Evans	General Counsel
Michael Belmonte	Director of Pari-Mutuel Wagering
Vitto Ezeji-Okoye	Chief Fiscal Officer
Bob Denneen	Projects Manager
John Eddy	Field Operations Manager
Ed Mingey	Director of Security and Licensing
Melissa Glidden	Licensing Manager

Illinois currently has two pari-mutuel racetracks (three organization licensees) in operation. Fairmount Park, which opened in 1925 and is located in Collinsville, hosts thoroughbred racing, and did conduct harness racing up until 1999. Hawthorne Race Course, located in Stickney, conducts thoroughbred racing and is the oldest continually run family-owned racetrack in North America, and Suburban Downs conducts harness racing. Pari-mutuel harness racing also takes place at the Illinois State Fair in Springfield and the DuQuoin State Fair.

Pari-mutuel wagers can be placed at each of the racetracks, the eighteen off-track betting parlors owned and operated by the racetracks, as well as through advance deposit wagering (ADW). ADW is a method of pari-mutuel wagering placed on an electronic device in which an individual may establish an account, deposit money into the account, and use the account balance to pay for pari-mutuel wagering authorized under the Act.

The Board has a full-time staff of employees charged with conducting its daily functions. In addition to these full-time employees, the Board employs per-diem employees. Many of these part-time and seasonal employees only work on days when racing is conducted.

The IRB employs racing officials to represent the Board at the various racetracks (e.g., stewards and horse identifiers). In addition, the Board approves the following racing officials which are employed by the racetracks: General Manager, Association Steward, Racing Secretary, Assistant Racing Secretary, Paddock Judge, Patrol Judge, Placing



Judge, Starter, Clerks of Scales, Track Veterinarian, Mutuel Manager, Director of Security, Track Superintendent, Outrider, Program Director, and Timer.

All persons participating in pari-mutuel racing under the jurisdiction of the IRB are required to be licensed. Each prospective licensee is fingerprinted. The Board may in its discretion deny a license to any person who has been convicted of a crime, who is unqualified to perform the duties required of the applicant, who fails to disclose or states falsely any information in the application, who has been found guilty of a violation of the Act or the rules, or whose license has been suspended, revoked, or denied in another jurisdiction. A license is valid for the calendar year in which it is issued (all licenses expire on December 31) unless suspended or revoked under administrative regulations promulgated by the Board. The licensing department maintains an office located at the central office in Chicago and is present at all pari-mutuel racetracks prior to and during the opening of live race meetings in order to process license applications and collect fees.



Stewards exercise immediate supervision, control, and regulation of live racing at each licensed race meeting on behalf of the IRB. The powers of the stewards include authority over all horses and all persons, licensed or unlicensed, on association grounds during each race meeting as to all matters relating to racing. The stewards conduct hearings and issue determinations of all questions, disputes, protests, complaints, or objections concerning racing which arise during a

race meeting and are responsible for issuing decisions or rulings pertaining to racing. As a matter of course, the stewards review the films of each race before the results are posted “official.” The State Stewards are employees of the Board, and the Association Stewards are employees of each racing association.

State Veterinarians supervise the operations of the test barn, the collection of urine and blood samples for testing, preparation and documentation of the biologic samples that are transported to the laboratory, and administration of race day furosemide injections by IRB approved veterinarians. The State Veterinarians also oversee all regulatory veterinary activities associated with live racing: pre-race examinations; race-day furosemide administrations; on-track monitoring of horse health and soundness; triage of racing injuries; and management of the veterinarians’ list of horses determined to be ineligible to race for medical reasons. The State Veterinarians are employees of the Board, and the Association Veterinarians are employees of each racing association.

IRB security personnel conduct investigations to determine the fitness of applicants for licensing, perform drug and alcohol testing on licensees pursuant to the administrative rules, collaborate with racetrack security, work with other racing jurisdictions to monitor licensee activity, and conduct investigations into alleged violations of the Act and administrative rules.


To ensure integrity and for the protection of the public, the Board regulates all pari-mutuel wagering, monitors pari-mutuel handle and takeout, and ensures the proper allocation and distribution of revenue generated by pari-mutuel wagering.



## Illinois Racing Board Commissioners



Daniel Beiser - Chairman  
Godfrey- 2026



Leslie H. Breuer Jr.  
Highland 2028



Beth Doria  
Homer Glen 2028



Lydia Gray, DVM  
Elburn 2028



Patricia Saccone  
Inverness 2024



Benjamin Reyes  
Chicago 2024



Leslye Sandberg  
Barrington 2026

Domenic S. DiCera-Executive Director

Lindsay Evans- General Counsel

Michael Belmonte-Director of Mutuels • Vitto Ezeji-Okoye-Chief Fiscal Officer

John Eddy- Field Operations Manager • Melissa Glidden- Licensing Manager

Bob Denneen - Projects Manager • Ed Mingey-Director of Security

Karl Larsen-Laboratory Director AFTL at UIC

**MBE/WBE/DBE Annual Report 2023**  
**Organization or Inter-Track Wagering Licensee**  
**Business Enterprise Program**  
**for Minorities, Females, and Persons with Disabilities**

The Illinois Racing Board (Board) promotes and encourages the Illinois organization or inter-track wagering licensees to procure goods and services from businesses owned by minorities, females, and persons with disabilities.

In this section you will find the Illinois Racing Board's 2022 Business Enterprise Program Annual Report, which shows the amount of dollars licensees (racetrack owners) have spent with BEP vendors and the percentage of BEP spending in relation to total expenditures.

**Reporting Basis**

Section 12.2 (b) of the Illinois Horse Racing Act requires that the Board shall, by rule, establish goals for the award of contracts by each organization licensee or inter-track wagering licensee to businesses owned by minorities, women, and persons with disabilities, expressed as percentages of an organization licensee's or inter-track wagering licensee's total dollar amount of contracts awarded during each calendar year. Each organization licensee or inter-track wagering licensee must make every effort to meet the goals established by the Board pursuant to this Section.

For calendar year 2022, similar to the Business Enterprise for Minorities, Females, and Persons with Disabilities Act (30 ILCS 575/4), The Illinois Racing Board recommended the following contracting goals for each organization licensee:

Minority owned businesses – 11%;  
Female owned businesses – 7%; and  
Businesses owned by persons with disabilities – 2%

Additionally, the Act states that, the Board shall file, no later than March 1 of each year, an annual report that shall detail the level of achievement toward the goals specified in this Section.

**Analysis**

The percentages reported below for calendar year 2022 were based on total actual spending and do not reflect any reduction for exempt expenditures allowed under Section 12.2 (b). Total spending for 2022 was \$5,465,014 with \$874,672 (16%) for total expenditures with minority businesses (7.8% MBE, 14.2% WBE and 0.1% DBE).

2022 ACTUAL (calendar year)	<u>MBE</u>	<u>WBE</u>	<u>DBE</u>	TOTAL <u>MBE/WBE/DBE</u>	TOTAL <u>SPENDING</u>
FAIRMOUNT PARK, INC.	\$34,294 2.6%	\$414,182 30.9%	\$3,892 0.3%	\$452,368 33.7%	\$1,340,773
HAWTHORNE RACE COURSE, INC. AND SUBURBAN DOWNS, INC.	\$394,255 9.6%	\$359,677 8.7%	\$0 0.0%	\$753,932 18.3%	\$4,124,241
<b>TOTAL</b>	\$428,549 7.8%	\$773,859 14.2%	\$3,892 0.1%	\$1,206,300 22.1%	\$5,465,014

*MBE (minority owned business)*

*WBE (women owned business)*

*DBE (business owned by person with disability)*

### Organization Licensee Requirements

During 2022, the Illinois Racing Board made a concerted effort to update our procedures to ensure that the Organization Licensees are aware of the MBE/WBE/DBE contracting goals and are receiving the support they need from IRB staff in order to achieve these goals. This year IRB staff reached out to all Licensees to outline the reporting requirements. These requirements include:

- a) By November 1 of each calendar year, each organization licensee shall submit to the Board proposed contracting goals for the coming calendar year for minority owned businesses, female owned businesses and businesses owned by persons with disabilities.
- b) By January 31 of each year, each organization licensee shall file with the Board an annual report required pursuant to Section 12.2(c) of the Act. The annual report shall consist of:
  - The total number of contracts awarded and the average contract amount.
  - A detailed list of contracts awarded to MBE/WBE/DBE businesses.
  - A detailed description of overall goal achievement concerning purchases from MBE, WBE, and businesses owned by persons with disabilities over the 3 most recent fiscal years, a summary detailing expenditure subject to the goals, the actual goals specified, and the goals attained by each organization licensee or inter-track wagering licensee.

Over the course of the past three years the organization licensees did not achieve the goals of 11% MBE, 7% WBE, & 2% DBE set by the Illinois Racing Board. However, this year we saw a strong improvement in the efforts to reach these goals. Fairmount Park, increased their contractual spending at women owned businesses by \$327,482. At Hawthorne Race Course & Suburban Downs there was an increase in the total MBE/WBE/DBE contracts awarded of \$13,204.

## Outlook for 2023

The Board established the following goals for calendar year 2023 (identical to the Illinois Business Enterprise Program total minority business goal of 20%): 11% for minority owned business (MBE); 7% for female owned business (WBE); and 2% for DBE's for a total goal of 20% of non-exempt expenditures, as provided in 230 ILCS 5/12.2, for each organization or inter-track wagering licensee.

In 2022, IRB staff began to modernize our monitoring efforts for MBE/WBE/DBE contracting goals and we will be working with our 2023 Organization Licensees to further enhance their abilities to reach our 2023 goals by:

- Hiring a consultant to assist the licensees in reaching the established goals and submit complete reports as required by the Illinois Racing Board
- Encouraging racetracks to post upcoming contracts available for bidding and/or opportunities for service on their website and on local community job websites
- Providing links on the IRB website that will direct small business owners to racetrack web pages that contain their list of contracting opportunities.
- Requiring racetracks to annually report in detail their "good faith efforts" to meet the contracting goals and implement a process to justify contract goal exemptions, modifications, and waivers.
- Helping licensees identify current vendors in use who are diversity suppliers
- Encouraging Organization Licensees to create a link on their company website specifically for the diversity supplier program.
- Encourage licensees to work with the Illinois Black Chamber of Commerce, Illinois Hispanic Chamber of Commerce, and other local Chamber of Commerce to ensure that contracting opportunities are widely publicized.
- Establishing remedies for failure to meet IRB goals and policies that could include civil penalties.



## Laboratory

Over the past year the University of Illinois at Chicago Analytical Forensic Testing Laboratory has conducted one of the most comprehensive equine drug testing programs in the country. The laboratory continues to adjust the blood screening method to encompass more compounds as well as reduce testing times by LC-MS-MS analysis. This is beneficial since more compounds require screening and quantification per IRB rules. Additionally, the laboratory continues to use Headspace GC-MS for the quantitation of total carbon dioxide in plasma, a method that the lab developed in-house and is quickly becoming the industry standard.

The laboratory continues to assist the track stewards and security personnel in investigating possible doping violations that employ methods designed to circumvent our standard testing procedures. The laboratory also investigates and reports on special items such as syringes, drug vials and other contraband that are collected or seized at the racetracks.

The laboratory went through an ISO on-site inspection in 2022 with no major deficiencies and received full re-accreditation. The laboratory also went through an RMTC inspection, and no major deficiencies were found. Proficiency samples were sent from both the AORC and RMTC and the laboratory passed both programs. The laboratory has installed new instrumentation which will allow it to increase the number of compounds that are able to be detected through routine testing.

### 2022 LABORATORY TEST SAMPLES

	<u>Thoroughbred</u>	<u>Harness</u>	<u>Total</u>
Post Race Urine Test Samples	1195	843	2038
Post Race Blood Test Samples	<u>1235</u>	<u>898</u>	<u>2133</u>
Total Post Race Test Samples	2430	1741	4171
Pre-race Blood Samples	0	167	167
Prohibited Drug Positives	0	1	1
Overage Violations	3	2	5
Lasix Overage Violations	0	0	0
tCO2 Overage Violations	0	0	0

### Prohibited Drug Positives 2013 – 2022

	2013	2014	2015	2016	2017	2018	2019	2020	2021	2022
Thoroughbred	14	6	22	26	2	5	3	3	1	0
Harness	<u>16</u>	<u>19</u>	<u>33</u>	<u>11</u>	<u>4</u>	<u>1</u>	<u>1</u>	<u>2</u>	<u>0</u>	<u>1</u>
Total	30	25	55	37	6	6	4	5	1	1

## RACETRACKS

		<u>PHONE</u>	<u>ADDRESS</u>
<b>Fairmount Park</b>	www.fairmountpark.com	618-345-4300	9301 Collinsville Road, Collinsville, IL 62234
<b>Hawthorne Race Cour</b>	www.hawthornracecourse.com	708-780-3700	3501 S. Laramie, Cicero, IL 60804

## OTB's

<b>Alton</b>	<b>Time Out OTB</b>	618-465-1006	315 Belle Street, Alton, IL 62002
<b>Aurora</b>	<b>The Piazza</b>	630-978-2088	85 Executive Drive, Aurora, IL 60504
<b>Chicago (111th Street)</b>	<b>Corliss OTB</b>	773-995-8238	11203 S. Corliss, Chicago, IL 60628
<b>Crestwood</b>	<b>Crestwood OTB</b>	708-489-4700	13148 Rivercrest Drive, Crestwood, IL 60445
<b>Green Oaks</b>	<b>Post Time Sports Bar &amp; Grille</b>	847-367-7170	13860 Rockland Road, Green Oaks, IL 60048
<b>Hoffman Estates</b>	<b>Trackside at the Saddle Room</b>	847-645-7501	2559 Pratum Avenue, Hoffman Estates, IL 60192
<b>Joliet</b>	<b>Black Eyed Susan</b>	815-744-6500	2200 Jefferson Street, Joliet, IL 60435
<b>Lansing</b>	<b>Black Eyed Susan</b>	630-783-8253	17030 Torrence Ave, Lansing, IL 60438
<b>McHenry</b>	<b>Salerno's Pizzeria and R Bar</b>	779-545-2272	631 Ridgeway Dr. McHenry, IL 60650
<b>Mokena</b>	<b>Stoney Point Grill</b>	708-478-1670	19031 Old LaGrange Road, Mokena, IL 60448
<b>Normal</b>	<b>BloNo Pizza Co.</b>	309-829-3300	1304 Cross Creek Drive, Normal, IL 61761
<b>North Aurora</b>	<b>The Turf Room</b>	630-906-9300	650 Randall Crossings, North Aurora, IL 60542
<b>Oakbrook Terrace</b>	<b>Oakbrook Terrace OTB</b>	630-627-8238	17W648 22nd Street, Oakbrook Terrace, IL 60181
<b>Peoria</b>	<b>Bullpen Bar &amp; Grill</b>	309-832-0671	3225 N. Dries Lane, Peoria, IL 61604
<b>Prospect Heights</b>	<b>Players Pub &amp; Grill</b>	847-693-7323	1250 South River Road, Prospect Heights, IL 60070
<b>Rockford</b>	<b>Don Carter Lanes</b>	815-398-2300	4007 E. State Street, Rockford, IL 61108
<b>Sauget</b>	<b>Route 3 OTB</b>	618-274-6468	2400 Mississippi Avenue, Sauget, IL 62201
<b>Springfield</b>	<b>Capital Teletrack</b>	217-546-2111	1766 Wabash Avenue, Springfield, IL 62704
<b>Villa Park</b>	<b>Trackside at Crazy Pour</b>	630-758-0099	105 E. North Ave, Villa Park, IL 60181

## ADW's (Advance Deposit Wagering)

<b>Bet America</b>	www.betamerica.com	866-607-7929	
<b>Club Hawthorne</b>	www.clubhawthorne.com	708-780-3700	
<b>NYRA Bets</b>	www.nyrabets.com	844-697-2238	
<b>TVG</b>	www.tvg.com	888-752-9884	
<b>Twin Spires</b>	www.twinspires.com	877-774-7371	
<b>Xpressbet</b>	www.xpressbet.com	866-889-7737	

## ORGANIZATIONS

<b>Illinois Racing Board</b>	www.illinois.gov/irb	312-814-2600	555 W. Monroe #1700S, Chicago Il 60661
<b>ITHA</b>	www.itharacing.com	847-577-6464	7301 W. 25th St. #321, North Riverside, IL 60546
<b>IHHA</b>	www.harnessillinois.com	630-323-0808	15 Spinning Wheel Road #432, Hinsdale, IL 60521
<b>ILHBPA</b>	www.ilhbpa.com	618-345-7724	9301 Collinsville Road, Collinsville, IL 62234
<b>ITBOF-Hawthorne Office</b>	www.itbof.net	847-253-1136	P.O. Box 7, Lyons, IL 60534

# LICENSING

Pursuant to Section 15 of the Illinois Horse Racing Act of 1975 (230 ILCS 5/15), all persons participating in pari-mutuel racing under the jurisdiction of the Board are required to be licensed. The Board issued the following licenses during license year 2022

LICENSE TYPE	HARNESS	T-BRED	HARNESS T-BRED	TOTAL	'22 vs'21 +/- %
Authorized Agent	3	40		43	617%
Apprentice Jockey		5		5	-38%
Assistant Trainer	3	70		73	-23%
Blacksmith	3	12		15	-17%
Claiming	2	10		12	-14%
Driver	27			27	23%
Driver-Trainer	39			39	63%
Driver-Trainer-Owner	80			80	-15%
Exercise Person		105		105	-19%
Foreman		12		12	-56%
Groom	122	326		448	-1%
Hot Walker		146		146	-25%
Inter-track Employee		42		42	121%
Jockey Agent		17		17	-15%
Jockey		81		81	-7%
Owner	580	1165		1745	-8%
Owner-Driver	9			9	-25%
Owner Asst. Trainer		26		26	-10%
Owner-Trainer	70	129		199	-17%
Pony Person		29		29	-24%
Racing Official	17	48	4	69	6%
Race Track Employee	8	58	7	73	16%
Totalizator Employee			9	9	-61%
Trainer	26	65		91	-23%
Veterinarian	2	6		8	-53%
Veterinarian Asst.	3	5		8	-33%
Vendor	3	25		28	-10%
Vendor Helper	6	15		21	-13%
Stables	87	267		354	-62%
<b>TOTAL LICENSES '22</b>	<b>1,090</b>	<b>2,704</b>	<b>20</b>	<b>3,814</b>	<b>-19%</b>
<b>TOTAL LICENSES '21</b>	<b>1,000</b>	<b>3,689</b>	<b>18</b>	<b>4,707</b>	
<b>TOTAL REVENUES '22</b>	<b>\$27,250</b>	<b>\$67,600</b>	<b>\$500</b>	<b>\$95,350</b>	<b>-19%</b>

Note: License fee is \$25 for all types



# RACING DATES AWARDED IN 2022 & 2023

## THOROUGHBRED

	2022	2023
<b>HAWTHORNE RACE COURSE</b>	76 Live Days (68 raced)	68 Live Days
Hawthorne Race Course, Inc.	April 2 - April 30, 2 days/week May 1 - June 25, 3 days/week September 23-December 31, 3 days/week	March 4 - June 3, 2 days/week June 4 -September 4, 3 days/week
<b>FAIRMOUNT PARK</b>	61 Live Days (60 Raced)	62 Live Days
Fairmount Park, Inc.	April 19 -June 11 31, 2 days/week June 12 - September 24, 3 days/week	April 18 -November 18, 2 days/week

## STANDARD BRED

	2022	2023
<b>HAWTHORNE RACE COURSE</b>	75 Live Days (65 Raced)	49 Live Days
Suburban Downs, Inc.	January 7 - January 30, 3 nights/week February 3 - March 20, 4 nights/week July 1-August 29, 3 nights/week September 1-September 11, 4 night/week	September 9 - December 31, 3 nights/week
<b>STATE FAIRS</b>	7 Live Days	7 Live Days
Illinois State Fair (Springfield)	August 11, 12, 13 and 18,19th	August 10,11,12 and 16,17th
DuQuoin State Fair	August 26 and 27	August 28,29 and 30th

\* Anticipated

*2021 Night of Champions Start*

**ILLINOIS RACING BOARD STATEMENT OF SOURCE AND ALLOCATION  
OF REVENUE  
FOR THE 2022 RACING YEAR**

**SOURCE OF REVENUE:**

<i>Application and License Fees of Racing Associations</i>	\$ 51,990
<i>Admission Taxes</i>	\$ 50,205
<i>Pari-mutuel Tax (Tracks and OTBs)</i>	\$ 2,837,813
<i>Pari-mutuel Tax Credit Used</i>	\$ (963,150)
<i>Advanced Deposit Wagering (ADW) Pari-Mutuel Tax (1.75% of Handle)</i>	\$ 5,445,760
<i>.2% Surcharge for Racing Board (includes \$100,000 to Quarter Horse Purse Fund)</i>	\$ 812,313
<i>Licensing of Racing Personnel</i>	\$ 95,350
<i>Fingerprint Fees</i>	\$ 15,442
<i>Photo Fees</i>	\$ 150
<i>Horsemen's Fines</i>	\$ 31,010
<i>Miscellaneous Sources</i>	\$ 17
<b>TOTAL STATE REVENUES RECEIVED</b>	<b>\$ 8,376,900</b>
<i>2% of OTB Handle to City and County</i>	\$ 3,017,436
<i>OTB Admission Tax to City of Chicago</i>	\$ 22,172
<i>OTB Admission Tax to Cook County</i>	\$ 47,925
<i>On Track City Admission Tax</i>	\$ 33,470
<i>Intertrack Surcharge to County (20 %)</i>	\$ 26,843
<b>TOTAL LOCAL GOVERNMENT REVENUES RECEIVED</b>	<b>\$ 3,147,846</b>
<b>TOTAL REVENUES</b>	<b>\$ 11,524,746</b>

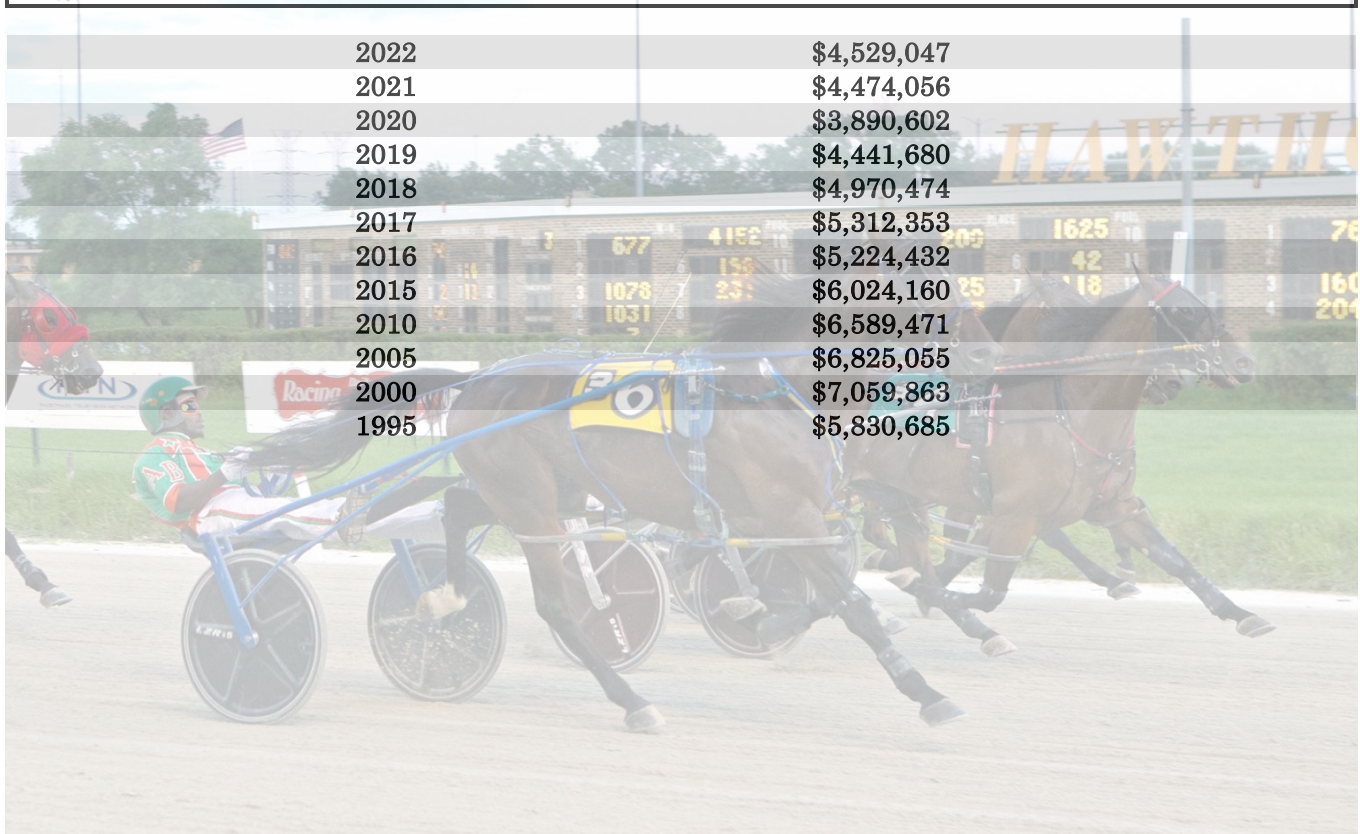
**ALLOCATION OF REVENUE:**

<i>Horse Racing Fund</i>	\$ 7,468,484
<i>Quarterhorse Breeders' Fund</i>	\$ 15,008
<i>Quarterhorse Purse Fund (from IRB .2% Surcharge)</i>	\$ 100,000
<i>Standardbred Purse Fund (.25% Tax of ADW Handle)</i>	\$ 777,966
<i>Fingerprinting (State Police and Vendor)</i>	\$ 15,442
<b>TOTAL STATE REVENUES ALLOCATED</b>	<b>\$ 8,376,900</b>
<i>To Cities</i>	\$ 1,564,360
<i>To Counties</i>	\$ 1,583,486
<b>TOTAL LOCAL GOVERNMENT REVENUES ALLOCATED</b>	<b>\$ 3,147,846</b>
<b>TOTAL REVENUES ALLOCATED</b>	<b>\$ 11,524,746</b>

**ILLINOIS RACING BOARD  
STATEMENT OF CASH DISBURSEMENTS  
FOR 2022**

	GENERAL ADMINISTRATION	SUPERVISION OF RACE MEETS & LABORATORY	TOTAL EXPENDITURES
Salary Expenses, including Retirement and Social Security	\$ 1,780,056	\$ 1,108,210	\$ 2,888,266
Professional Service Contracts	\$ -	\$ 151,433	\$ 151,433
Contractual Services:			
Freight, Repairs, Rentals, Postage, Professional Services, etc	\$ 157,837	\$ 13,614	\$ 171,451
Worker's Comp, Personal Service Fund and Statutory Transfers	\$ -	\$ 8,906	\$ 8,906
Travel Expenses	\$ 7,727	\$ 6,414	\$ 14,142
Commodities:			
Office Supplies, Repair Parts, etc.	\$ 744	\$ 555,999	\$ 556,744
Printing	\$ -	\$ 61	\$ 61
Equipment	\$ 1,287	\$ 8,115	\$ 9,402
EDP Processing	\$ 86,374	\$ 4,930	\$ 91,304
Telecommunications	\$ 59,810	\$ -	\$ 59,810
Operating Auto Equipment	\$ 3,753	\$ -	\$ 3,753
Refunds (Court of Claims)	\$ 176	\$ -	\$ 176
Laboratory Services	\$ -	\$ 573,600	\$ 573,600
<b>Total 2022 Operating Expenses</b>	<b>\$ 2,097,765</b>	<b>\$ 2,431,282</b>	<b>\$ 4,529,047</b>

**OPERATING EXPENSES THROUGH THE YEARS**



2022	\$4,529,047
2021	\$4,474,056
2020	\$3,890,602
2019	\$4,441,680
2018	\$4,970,474
2017	\$5,312,353
2016	\$5,224,432
2015	\$6,024,160
2010	\$6,589,471
2005	\$6,825,055
2000	\$7,059,863
1995	\$5,830,685

**SUMMARY OF SURCHARGES AND TAXES IN 2022**

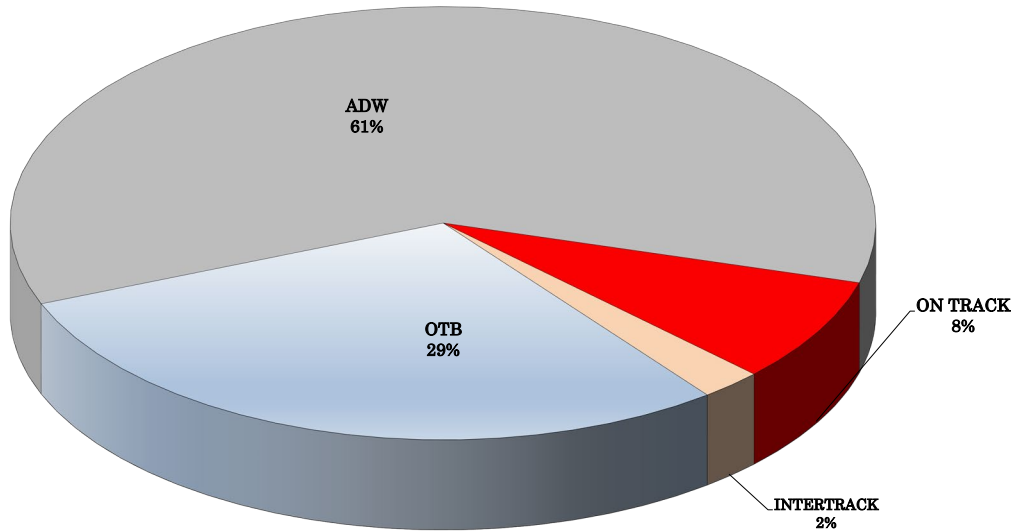
<b>Surcharges</b>	<b>Tracks/OTBs</b>	<b>ADW</b>	<b>Total</b>
<b>Optional On Track 1%</b> Allocation: Racetrack Income	\$ 31,054	\$0	\$ 31,054
<b>Statutory Intertrack 1.5%</b> Allocation: 20% ITW County, 40% ITW, 40% ITW Purses	\$ 134,215	\$0	\$ 134,215
<b>Statutory OTB 2.5%</b> Allocation: Used to Pay 1% of Handle to each City and County	\$ 2,737,030	\$0	\$ 2,737,030
<b>Statutory .2%</b> Allocation: \$100,000 to Quarter Horse Purse Fund Remainder to Horse Racing Fund (Racing Board)	\$ 296,079	\$ 516,235	\$ 812,313
<b>Optional .5%</b> Allocation: Racetrack/ADW Income to be split evenly with Purses	\$ 607,721	\$0	\$ 607,721
<b>Statutory ADW .18%</b> Allocation: Standardbred Purse Accounts	\$ -	\$ 464,608	\$ 464,608
<b>Total Surcharges</b>	\$ 3,806,098	\$ 980,843	\$ 4,786,941

<b>Taxes</b>	<b>Tracks/OTBs</b>	<b>ADW</b>	<b>Total</b>
<b>Statutory 1.5% Pari-Mutuel Tax (Fairmount Park/OTBs .75%)</b>	\$ 2,837,813	\$ 4,667,794	\$ 7,505,607
<u>Less Statutory Tax Credit Used for Tracks and OTBs</u>	<u>\$ (963,150)</u>	<u>\$0</u>	<u>\$ (963,150)</u>
<b>Net Pari-Mutuel Taxes Paid</b> Allocation: Horse Racing Fund (Racing Board)	\$ 1,874,663	\$ 4,667,794	\$ 6,542,457
<b>Statutory ADW .25%</b> Allocation: Standardbred Purse Fund	\$0	\$ 777,966	\$ 777,966
<b>Statutory 8.5% of Taxes on Quarter Horse Wagering</b> Allocation: Quarter Horse Breeders' Fund	\$ 4,903	\$ 10,106	\$ 15,008
<b>Statutory .15 Admission Tax at Tracks (Paid Admissions)</b> Allocation: Horse Racing Fund (Racing Board)	\$ 50,205	\$0	\$ 50,205
<b>Statutory \$1 Admission Tax at OTBs (Cook Co./Chicago)</b> Allocation: Local Governments - City and County	\$ 70,097	\$0	\$ 70,097
<b>Total Taxes</b>	\$ 1,999,867	\$ 5,455,865	\$ 7,455,732

### Illinois Handle 1995 - 2022



### 2022 Total Illinois Wagering by Source

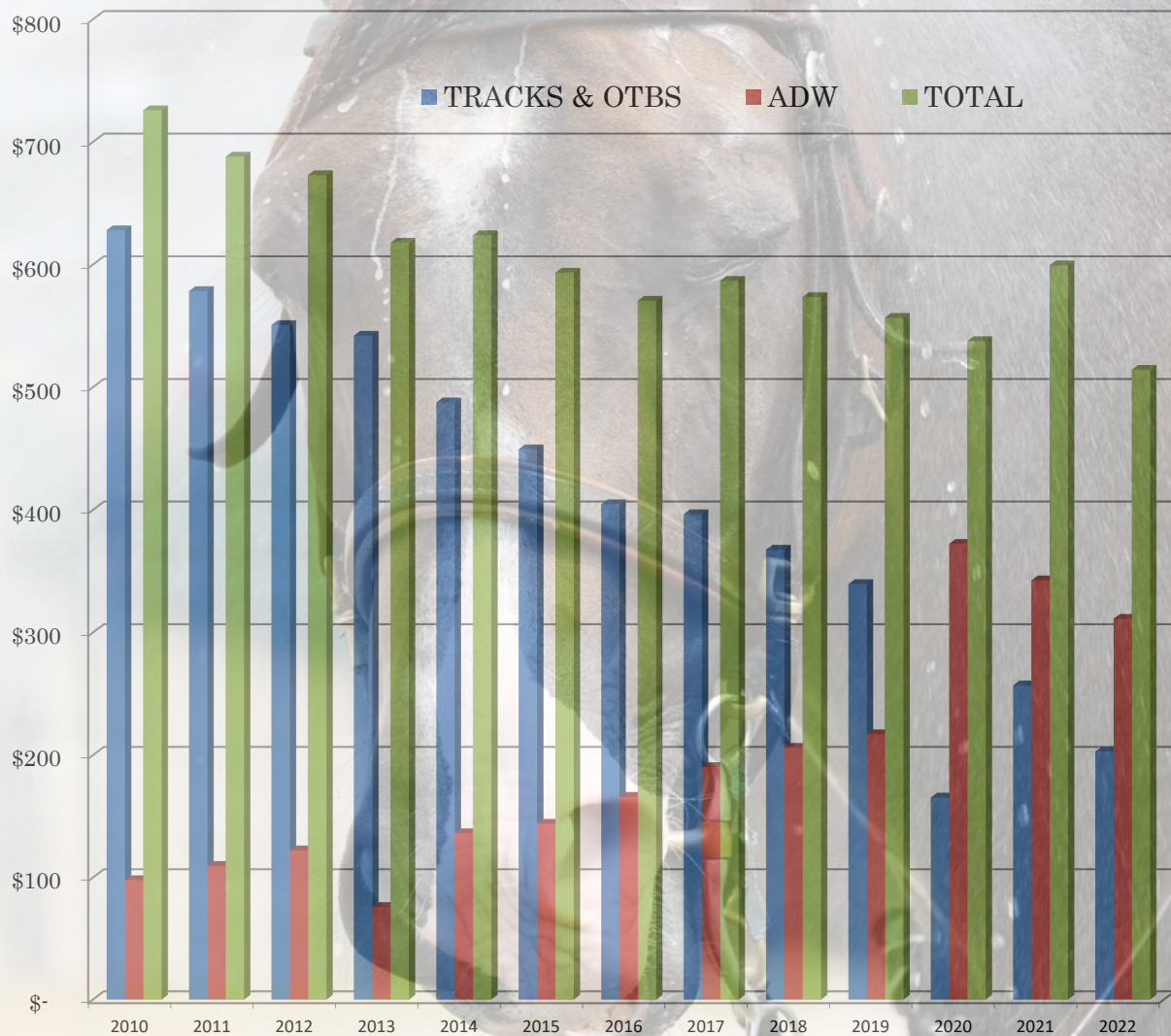


### HANDLE

ON TRACK	INTERTRACK	OTB	ADW	TOTAL
\$40,224,723	\$11,844,034	\$150,871,808	\$311,186,278	\$514,126,842

## WAGERING ON HORSE RACING 2010 - 2022 (HANDLE IN MILLIONS)

YEAR	TRACKS & OTBS	ADW	TOTAL	ADW as a % of	TOTAL YR to YR	TRK & OTB YR to YR	ADW YR to YR
2010	\$ 628	\$ 98	\$ 726	13%	-1%	-12%	
2011	\$ 578	\$ 110	\$ 688	16%	-5%	-8%	12%
2012	\$ 551	\$ 122	\$ 673	18%	-2%	-5%	12%
2013	\$ 542	\$ 76	\$ 618	12%	-8%	-2%	-38%
2014	\$ 488	\$ 136	\$ 624	22%	1%	-10%	80%
2015	\$ 449	\$ 144	\$ 593	24%	-5%	-8%	6%
2016	\$ 405	\$ 166	\$ 571	29%	-4%	-10%	15%
2017	\$ 396	\$ 190	\$ 587	32%	3%	-2%	15%
2018	\$ 368	\$ 206	\$ 574	36%	-2%	-7%	8%
2019	\$ 340	\$ 217	\$ 557	39%	-3%	-8%	5%
2020 *	\$ 165	\$ 372	\$ 538	69%	-3%	-51%	71%
2021	\$ 257	\$ 343	\$ 599	57%	11%	55%	-8%
2022	\$ 203	\$ 311	\$ 514	61%	-14%	-21%	-9%



## 2022 COMPARISON OF LOCATION HANDLES

### LIVE ILLINOIS RACING AND SIMULCASTS

LIVE PRGMS	AMOUNT WAGERED	ON TRACK	ON TRACK %	INTER TRACK	INTER TRACK %	OFF TRACK	OFF TRACK %	ADW	ADW %
<b>THOROUGHBRED MEETINGS</b>									
68	Hawthorne Race Course	\$ 157,066,571	\$ 28,185,157	17.9%	\$ 9,950,752	6.3%	\$ 118,930,663	75.7%	
60	Fairmount Park	\$ 4,473,052	\$ 4,111,841	91.9%	\$ 62,226	1.4%	\$ 298,985	6.7%	
128	<b>THOROUGHBRED TOTAL</b>	<b>\$ 161,539,623</b>	<b>\$ 32,296,998</b>	<b>20.0%</b>	<b>\$ 10,012,978</b>	<b>6.2%</b>	<b>\$ 119,229,648</b>	<b>73.8%</b>	
<b>HARNESS MEETINGS</b>									
65	Suburban Downs at Hawthorne	\$ 41,029,236	\$ 7,608,445	18.5%	\$ 1,823,172	4.4%	\$ 31,597,618	77.0%	
5	Springfield State Fair	\$ 303,686	\$ 267,487	88.1%	\$ 5,622	1.9%	\$ 30,577	10.1%	
2	DuQuoin State Fair	\$ 68,021	\$ 51,793	76.1%	\$ 2,263	3.3%	\$ 13,965	20.5%	
72	<b>HARNESS TOTAL</b>	<b>\$ 41,400,943</b>	<b>\$ 7,927,725</b>	<b>19.1%</b>	<b>\$ 1,831,057</b>	<b>4.4%</b>	<b>\$ 31,642,160</b>	<b>76.4%</b>	
	<b>BRICK/MORTAR FACILITIES</b>	<b>\$ 202,940,566</b>	<b>\$ 40,224,723</b>	<b>19.8%</b>	<b>\$ 11,844,034</b>	<b>5.8%</b>	<b>\$ 150,871,808</b>	<b>74.3%</b>	
	<b>ADVANCE DEPOSIT WAGERING</b>	<b>\$ 311,186,278</b>						<b>311,186,278</b>	
200	<b>TOTAL ALL RACING</b>	<b>\$ 514,126,843</b>	<b>\$ 40,224,723</b>	<b>7.8%</b>	<b>\$ 11,844,034</b>	<b>2.3%</b>	<b>\$ 150,871,808</b>	<b>29.3%</b>	<b>311,186,278 60.5%</b>

### LIVE ILLINOIS RACING ONLY

LIVE PRGMS	AMOUNT WAGERED	ON TRACK	ON TRACK %	INTER TRACK	INTER TRACK %	OFF TRACK	OFF TRACK %	ADW	ADW %
<b>THOROUGHBRED MEETINGS</b>									
68	Hawthorne Race Course	\$ 8,195,168	\$ 2,047,828	25.0%	\$ 258,499	3.2%	\$ 2,484,253	30.3%	\$ 3,404,589 41.5%
60	Fairmount Park	\$ 5,433,024	\$ 4,111,841	75.7%	\$ 62,226	1.1%	\$ 298,985	5.5%	\$ 959,971 17.7%
128	<b>THOROUGHBRED TOTAL</b>	<b>\$ 13,628,191</b>	<b>\$ 6,159,669</b>	<b>45.2%</b>	<b>\$ 320,725</b>	<b>2.4%</b>	<b>\$ 2,783,238</b>	<b>20.4%</b>	<b>\$ 4,364,560 32.0%</b>
<b>HARNESS MEETINGS</b>									
65	Suburban Downs at Hawthorne	\$ 4,592,110	\$ 1,045,937	22.8%	\$ 51,635	1.1%	\$ 1,410,042	30.7%	\$ 2,084,496 45.4%
5	Springfield State Fair	\$ 370,590	\$ 267,487	72.2%	\$ 5,622	1.5%	\$ 30,577	8.3%	\$ 66,905 18.1%
2	DuQuoin State Fair	\$ 93,627	\$ 51,793	55.3%	\$ 2,263	2.4%	\$ 13,965	14.9%	\$ 25,606 27.3%
72	<b>HARNESS TOTAL</b>	<b>\$ 5,056,327</b>	<b>\$ 1,365,217</b>	<b>27.0%</b>	<b>\$ 59,520</b>	<b>1.2%</b>	<b>\$ 1,454,583</b>	<b>28.8%</b>	<b>\$ 2,177,007 43.1%</b>
200	<b>TOTAL ALL RACING</b>	<b>\$ 18,684,518</b>	<b>\$ 7,524,885</b>	<b>40.3%</b>	<b>\$ 380,245</b>	<b>2.0%</b>	<b>\$ 4,237,821</b>	<b>22.7%</b>	<b>\$ 6,541,567 35.0%</b>

## 2022 OTB HANDLES

OFF TRACK BETTING LOCATIONS	LIVE ILLINOIS HANDLE	SIMULCAST HANDLE	TOTAL HANDLE	AVERAGE DAILY HANDLE
OAKBROOK TERRACE-Hawthorne	\$ 645,796	\$ 25,266,952	\$ 25,912,748	\$ 71,189
PROSPECT HEIGHTS - Hawthorne	\$ 583,223	\$ 21,885,403	\$ 22,468,626	\$ 61,727
CRESTWOOD - Hawthorne	\$ 641,511	\$ 17,530,529	\$ 18,172,040	\$ 49,923
CHICAGO (Corliss) - Hawthorne	\$ 427,716	\$ 13,372,837	\$ 13,800,553	\$ 37,914
opened 1/21/22 VILLA PARK-Hawthorne	\$ 348,552	\$ 11,636,084	\$ 11,984,636	\$ 34,839
HOFFMAN ESTATES-Hawthorne	\$ 249,285	\$ 8,477,393	\$ 8,726,678	\$ 23,974
MOKENA - Hawthorne	\$ 261,239	\$ 7,476,047	\$ 7,737,287	\$ 21,256
SAUGET - Fairmount	\$ 156,100	\$ 5,507,545	\$ 5,663,645	\$ 17,267
JOLIET - Hawthorne	\$ 120,396	\$ 4,811,884	\$ 4,932,281	\$ 13,550
AURORA - Hawthorne	\$ 159,505	\$ 4,555,001	\$ 4,714,506	\$ 12,952
ALTON - Fairmount	\$ 89,014	\$ 3,749,849	\$ 3,838,863	\$ 11,704
opened 3/3/22 ROCKFORD - Hawthorne	\$ 67,994	\$ 3,462,254	\$ 3,530,248	\$ 11,651
MCHENRY-Hawthorne	\$ 90,753	\$ 4,038,695	\$ 4,129,448	\$ 11,345
LANSING-Hawthorne	\$ 108,322	\$ 3,717,376	\$ 3,825,698	\$ 10,510
NORTH AURORA-Hawthorne	\$ 82,321	\$ 3,284,397	\$ 3,366,717	\$ 9,249
opened 1/17/22 EVERGREEN PARK - Hawthorne	\$ 74,947	\$ 3,023,797	\$ 3,098,744	\$ 8,904
SPRINGFIELD - Fairmount	\$ 68,714	\$ 2,045,350	\$ 2,114,064	\$ 6,445
closed 7/16/22 NORMAL-Hawthorne	\$ 24,783	\$ 988,693	\$ 1,013,476	\$ 5,171
PEORIA-Hawthorne	\$ 37,650	\$ 1,803,901	\$ 1,841,551	\$ 5,059
<b>TOTAL</b>	<b>\$ 4,237,821</b>	<b>\$ 146,633,987</b>	<b>\$ 150,871,808</b>	<b>\$ 414,483</b>

## 2022 INTERTRACK HANDLES


INTERTRACK LOCATIONS	LIVE ILLINOIS HANDLE	SIMULCAST HANDLE	TOTAL HANDLE	AVERAGE DAILY HANDLE
HAWTHORNE RACE COURSE (Suburban Downs)	\$ 3,160,190	\$ 32,699,838	\$ 35,860,028	\$ 98,517
FAIRMOUNT PARK	\$ 4,425,662	\$ 11,463,789	\$ 15,889,451	\$ 43,652
STATE FAIRS	\$ 319,279	\$ -	\$ 319,279	\$ 45,611
<b>TOTAL</b>	<b>\$ 7,905,130</b>	<b>\$ 44,163,628</b>	<b>\$ 52,068,758</b>	<b>\$ 142,169</b>





## SUMMARY OF SURCHARGES AND REVENUES TO LOCAL GOVERNMENTS FROM STATUTORY 2.5% SURCHARGE AT OFF TRACK BETTING PARLORS IN 2022

	DATE OPENED	COUNTY	HANDLE	2.5 % STATUTORY SURCHARGE ON WINNINGS	REVENUE TO THE CITY (1% OF HANDLE)	REVENUE TO THE COUNTY (1% OF HANDLE)	OVER/(UNDER) TO LICENSEE
<b>FAIRMOUNT PARK</b>							
SAUGET	02/12/01	ST. CLAIR	\$ 5,663,645	\$ 100,926	\$ 56,636	\$ 56,636	\$ (12,347)
ALTON	10/03/02	MADISON	\$ 3,838,863	\$ 72,413	\$ 38,389	\$ 38,389	\$ (4,364)
SPRINGFIELD	05/05/88	SANGAMON	\$ 2,114,064	\$ 38,424	\$ 21,141	\$ 21,141	\$ (3,858)
<b>Total</b>			<b>\$ 11,616,572</b>	<b>\$ 211,763</b>	<b>\$ 116,166</b>	<b>\$ 116,166</b>	<b>\$ (20,569)</b>
<b>HAWTHORNE RACE COURSE</b>							
OAKBROOK TERRACE	09/04/92	DUPAGE	\$ 25,912,748	\$ 482,239	\$ 259,127	\$ 259,127	\$ (36,016)
PROSPECT HEIGHTS	04/25/12	COOK	\$ 22,468,626	\$ 408,876	\$ 224,686	\$ 224,686	\$ (40,496)
CRESTWOOD	02/17/92	COOK	\$ 18,172,040	\$ 325,642	\$ 181,720	\$ 181,720	\$ (37,798)
CHICAGO (Corliss Ave.)	04/18/91	COOK	\$ 13,800,553	\$ 242,922	\$ 138,006	\$ 138,006	\$ (33,089)
VILLA PARK	01/21/22	DUPAGE	\$ 11,984,636	\$ 217,645	\$ 119,846	\$ 119,846	\$ (22,048)
HOFFMAN ESTATES	12/02/21	COOK	\$ 8,726,678	\$ 162,100	\$ 87,267	\$ 87,267	\$ (12,433)
MOKENA	05/16/03	WILL	\$ 7,737,287	\$ 138,532	\$ 77,373	\$ 77,373	\$ (16,213)
JOLIET	10/25/90	WILL	\$ 4,932,281	\$ 88,874	\$ 49,323	\$ 49,323	\$ (9,772)
AURORA	12/16/21	DUPAGE	\$ 4,714,506	\$ 86,063	\$ 47,145	\$ 47,145	\$ (8,227)
MCHENRY	12/10/21	MCHENRY	\$ 4,129,448	\$ 75,572	\$ 41,294	\$ 41,294	\$ (7,017)
LANSING	01/08/20	COOK	\$ 3,825,698	\$ 66,174	\$ 38,257	\$ 38,257	\$ (10,340)
ROCKFORD	03/03/22	WINNEBAGO	\$ 3,530,248	\$ 63,252	\$ 35,302	\$ 35,302	\$ (7,353)
NORTH AURORA	12/01/21	KANE	\$ 3,366,717	\$ 59,344	\$ 33,667	\$ 33,667	\$ (7,990)
EVERGREEN PARK	01/17/22	COOK	\$ 3,098,744	\$ 56,733	\$ 30,987	\$ 30,987	\$ (5,242)
PEORIA	04/24/18	PEORIA	\$ 1,841,551	\$ 33,728	\$ 18,416	\$ 18,416	\$ (3,103)
NORMAL	07/13/06	MCLEAN	\$ 1,013,476	\$ 17,570	\$ 10,135	\$ 10,135	\$ (2,699)
<b>Total</b>			<b>\$ 139,255,237</b>	<b>\$ 2,525,267</b>	<b>\$ 1,392,552</b>	<b>\$ 1,392,552</b>	<b>\$ (259,838)</b>
<b>TOTAL</b>			<b>\$ 150,871,809</b>	<b>\$ 2,737,030</b>	<b>\$ 1,508,718</b>	<b>\$ 1,508,718</b>	<b>\$ (280,406)</b>



## 2022 ADVANCE DEPOSIT WAGERING


Advance Deposit Wagering (ADW) officially began in Illinois on October 13, 2009. Five companies were licensed in 2022 as ADW providers (\*Bet America was acquired by Twin Spires in 2017). Illinois patrons place funds into an account and then wager on races using a telephone or internet device. Each ADW provider must have an agreement with an Illinois racetrack and their affiliated horsemen's association.

ADW PROVIDER	Handle	DAILY AVERAGE	State Tax 1.75%	Daily Average
Twin Spires - (Fairmount)	\$ 93,482,277	\$256,116	\$ 1,635,940	\$ 4,482
TVG - (Fairmount)	\$ 125,081,704	\$342,690	\$ 2,188,930	\$ 5,997
Xpressbet - (Hawthorne)	\$ 36,186,163	\$99,140	\$ 633,258	\$ 1,735
Club Hawthorne - (Hawthorne)	\$ 40,020,625	\$109,646	\$ 700,361	\$ 1,919
*Bet America (Fairmount)	\$ 2,037,142	\$5,581	\$ 35,650	\$ 98
NYRABets (Hawthorne)	\$ 14,378,367	\$39,393	\$ 251,621	\$ 689
<b>TOTAL</b>	<b>\$ 311,186,278</b>	<b>\$852,565</b>	<b>\$ 5,445,760</b>	<b>\$ 14,920</b>

Monthly ADW Handle	Handle
<b>January</b>	\$ 24,680,820
<b>February</b>	\$ 23,735,900
<b>March</b>	\$ 24,801,834
<b>April</b>	\$ 28,083,895
<b>May</b>	\$ 39,863,150
<b>June</b>	\$ 27,363,663
<b>July</b>	\$ 30,040,561
<b>August</b>	\$ 28,480,475
<b>September</b>	\$ 22,568,625
<b>October</b>	\$ 21,006,539
<b>November</b>	\$ 22,366,065
<b>December</b>	\$ 18,194,750
<b>TOTAL</b>	<b>\$ 311,186,278</b>

Breakdown of ADW Handle		% of Handle
2022 ADW Handle	\$ 311,186,278	
1.5% Tax to Horse Racing Fund	\$ 4,667,794	1.50%
.25% Tax to Standardbred Purse	\$ 777,966	0.25%
Host Simulcast Fees	\$ 20,934,959	6.73%
ADW Fee	\$ 22,522,873	7.24%
Illinois Track Commission	\$ 8,040,233	2.58%
Illinois Purses	\$ 8,040,233	2.58%
Breakage	\$ 689,785	0.22%
Surcharge (.18%) to Standardbred Purse	\$ 464,608	0.15%
Surcharge (.2%) to Racing Board	\$ 516,235	0.17%
Optional Surcharge (.5%) to ADW	\$ -	0.00%
<b>Payout to Public</b>	<b>\$ 244,531,592</b>	<b>78.58%</b>

Illinois Races vs. Out of State Races	
ADW Handle on Hawthorne Thoroughbred Races	\$ 3,404,589
ADW Handle on Hawthorne Harness Races	\$ 2,084,496
ADW Handle on Fairmount Races	\$ 959,971
ADW Handle on State Fairs	\$ 92,511
<b>TOTAL ADW Handle on Illinois Races</b>	<b>\$ 6,541,567 2%</b>
<b>TOTAL ADW Handle on Out of State Races</b>	<b>\$ 304,644,711 98%</b>
<b>TOTAL</b>	<b>\$ 311,186,278</b>



## 2022 COMMINGLED HANDLE VS. SIMULCAST HANDLE

	<i>COMMINGLED</i>	<i>SIMULCASTING</i>	
	OUT-OF STATE HANDLE INTO ILLINOIS POOLS	ILLINOIS HANLE ON OUT OF STATE RACES	"TRADE BALANCE" DIFFERENCE
<b>THOROUGHBRED MEETS</b>			
HAWTHORNE RACE COURSE	\$74,238,999	\$152,275,992	(\$78,036,993)
FAIRMOUNT PARK	\$19,085,862	\$0	\$19,085,862
<b>THOROUGHBRED TOTAL</b>	<b>\$ 93,324,862</b>	<b>\$ 152,275,992</b>	<b>\$ (58,951,130)</b>

	<i>COMMINGLED</i>	<i>SIMULCASTING</i>	
	OUT-OF STATE HANDLE INTO ILLINOIS POOLS	ILLINOIS HANLE ON OUT OF STATE RACES	"TRADE BALANCE" DIFFERENCE
<b>HARNESS MEETS</b>			
HAWTHORNE RACE COURSE (Suburban Downs)	\$28,171,500	\$38,521,621	(\$10,350,122)
STATE FAIRS	\$518,441	\$0	\$518,441
<b>HARNESS TOTAL</b>	<b>\$ 28,689,941</b>	<b>\$ 38,521,621</b>	<b>\$ (9,831,681)</b>

<b>ADVANCE DEPOSIT WAGERING (ADW)</b>	<b>\$ 304,644,711</b>
---------------------------------------	-----------------------

<b>ALL RACING TOTAL</b>	<b>\$122,014,802</b>	<b>\$495,442,324</b>	<b>(\$373,427,522)</b>
-------------------------	----------------------	----------------------	------------------------

### 1997 - 2022 "TRADE BALANCE" FROM SIMULCASTING INTO AND OUT OF ILLINOIS

	<i>COMMINGLED</i>	<i>SIMULCASTING</i>	
	OUT-OF STATE HANDLE INTO ILLINOIS POOLS	ILLINOIS HANLE ON OUT OF STATE RACES	"TRADE BALANCE" DIFFERENCE
1997	524,992,359	626,324,386	(101,332,027)
1998	455,011,181	699,709,458	(244,698,277)
1999	516,104,829	729,639,342	(213,534,513)
2000	628,884,689	724,779,204	(95,894,515)
2001	743,634,500	738,639,096	4,995,404
2002	914,879,233	749,400,714	165,478,519
2003	765,812,794	759,673,491	6,139,303
2004	834,052,261	732,303,750	101,748,511
2005	896,740,508	699,214,766	197,525,742
2006	844,791,759	693,097,332	151,694,427
2007	841,087,982	674,774,868	166,313,114
2008	846,028,897	598,518,783	247,510,115
2009	736,608,500	547,797,041	188,811,459
2010	553,267,781	564,309,696	(11,041,915)
2011	543,970,610	531,066,871	12,903,739
2012	594,052,598	511,990,098	82,062,500
2013	551,503,373	475,241,479	76,261,894
2014	431,013,076	507,351,977	(76,338,901)
2015	335,178,770	501,508,910	(166,330,140)
2016	260,487,398	497,843,113	(237,355,715)
2017	245,643,002	520,584,428	(274,941,426)
2018	249,946,906	508,608,883	(258,661,977)
2019	209,127,567	500,165,987	(291,038,420)
2020*	174,844,474	487,161,743	(312,317,269)
2021	223,417,675	537,170,884	(313,753,209)
2022	122,014,802	495,442,324	(373,427,522)

**Notes:** Advance Deposit Wagering on Illinois Races is not included in the commingled totals.

Advance Deposit Wagering on out-of-state races is included above and amounted to: 2009=\$17.1M, 2010=\$84.9M, 2011=\$94.8M, 2012=\$104.4M, 2013=\$64.5M, 2014=\$121.7M, 2015=\$132.3M, 2016=\$154.9M, 2017=\$179M, 2018=\$193M, 2019=\$205M, 2020=\$360M, 2021 \$329M

\* 2020 COVID-19 Restrictions limited Racing causing a significant decline in out of state handle

## PURSE RECAPTURE

Purse recapture is a 1995 provision of the law that allows racetracks to recoup losses on live handle brought on by the authorization of full-card simulcasting of races from other states. The recapture amount is 2% of the decrease of Illinois handle on Illinois races from 1994. The recapture monies allocated to the racetracks are deducted from the purse accounts. In 1999, legislation was passed that authorized annual appropriations to the Department of Agriculture for reimbursement to purse accounts equal to the recapture amounts. The appropriation is an annual decision. The racetracks will always receive their monies either from the State or from the originally intended purse accounts. Below are the annual amounts of purse recapture since 1995, when full card was authorized.

Illinois Handle on Illinois Race	Year	Handle
	1994	\$1,181,911,128
	1995	\$872,357,004
	1996	\$660,598,891
	1997	\$553,709,328
	1998	\$387,351,792
	1999	\$374,209,987
	2000	\$377,762,519
	2001	\$367,053,388
	2002	\$382,473,610
	2003	\$308,244,909
	2004	\$327,079,537
	2005	\$303,605,111
	2006	\$259,022,153
	2007	\$254,123,568
	2008	\$220,136,253
	2009	\$185,989,951
	2010	\$148,600,498
	2011	\$142,181,879
	2012	\$143,132,630
	2013	\$131,263,856
	2014	\$102,026,113
	2015	\$80,214,477
	2016	\$61,601,900
	2017	\$54,859,679
	2018	\$51,582,950
	2019	\$44,467,712
	2020 *	\$9,977,368
	2021	\$30,898,752
	2022	\$12,142,952

Recapture		
Race Year	Year	Recapture
1995	1996	\$4,234,922
1996	1997	\$9,728,218
1997	1998	\$6,894,623
1998	1999	\$10,254,087
1999	2000	\$15,063,347
2000	2001	\$15,152,298
2001	2002	\$15,489,017
2002	2003	\$15,119,303
2003	2004	\$13,704,522
2004	2005	\$13,347,193
2005	2006	\$13,130,746
2006	2007	\$13,882,814
2007	2008	\$13,037,833
2008	2009	\$13,780,082
2009	2010	\$13,205,351
2010	2011	\$13,631,921
2011	2012	\$13,723,002
2012	2013	\$12,998,018
2013	2014	\$13,190,063
2014	2015	\$13,608,110
2015	2016	\$8,912,410
2016	2017	\$11,020,247
2017	2018	\$11,113,325
2018	2019	\$11,414,167
2019	2020	\$11,514,943
2020	2021	\$11,276,212
2021	2022	\$7,068,479
2022	2023	\$6,774,544

\* COVID-19 Restrictions in 2020 significantly reduced Illinois Handle at Facilities



**ILLINOIS HANDLES**  
1985-2015 (every 5 years) and 2016-2022

<b>THOROUGHBRED MEETS</b>						
	<b>ON TRACK</b>	<b>INTERTRACK</b>	<b>OFF TRACK</b>	<b>ADW</b>	<b>TOTAL</b>	
1985	\$ 413,499,578	\$ 107,756,838	\$ -	\$ -	\$	\$ 521,256,416
1990	\$ 358,258,669	\$ 205,490,935	\$ 157,175,600	\$ -	\$	\$ 720,925,204
1995	\$ 208,971,670	\$ 161,026,595	\$ 284,072,667	\$ -	\$	\$ 654,070,932
2000	\$ 183,746,086	\$ 184,012,741	\$ 337,818,255	\$ -	\$	\$ 705,577,082
2005	\$ 164,331,055	\$ 167,612,637	\$ 324,976,790	\$ -	\$	\$ 656,920,482
2010	\$ 107,833,704	\$ 102,196,110	\$ 242,492,453	n/a	\$	\$ 452,522,266
2015	\$ 71,647,768	\$ 73,859,723	\$ 195,382,490	n/a	\$	\$ 340,889,981
2016	\$ 73,614,760	\$ 48,893,290	\$ 188,415,484	n/a	\$	\$ 310,923,534
2017	\$ 71,591,008	\$ 44,663,679	\$ 194,024,636	n/a	\$	\$ 310,279,323
2018	\$ 65,543,823	\$ 40,708,109	\$ 182,186,139	n/a	\$	\$ 288,438,071
2019	\$ 64,602,097	\$ 36,828,842	\$ 166,666,311	n/a	\$	\$ 268,097,250
2020 *	\$ 14,126,301	\$ 12,651,643	\$ 102,479,833	n/a	\$	\$ 129,257,777
2021	\$ 42,087,645	\$ 28,019,101	\$ 135,014,192	n/a	\$	\$ 205,120,938
2022	\$ 32,296,998	\$ 10,012,978	\$ 119,229,648	n/a	\$	\$ 161,539,624

<b>HARNESS MEETS</b>						
	<b>ON TRACK</b>	<b>INTERTRACK</b>	<b>OFF TRACK</b>	<b>ADW</b>	<b>TOTAL</b>	
1985	\$ 350,445,586	\$ 51,532,629	\$ -	\$ -	\$	\$ 401,978,215
1990	\$ 256,855,703	\$ 134,948,222	\$ 139,638,986	\$ -	\$	\$ 531,442,911
1995	\$ 121,047,072	\$ 145,351,015	\$ 281,530,273	\$ -	\$	\$ 547,928,360
2000	\$ 58,171,917	\$ 116,137,855	\$ 222,654,869	\$ -	\$	\$ 396,964,641
2005	\$ 48,712,033	\$ 102,081,782	\$ 195,105,580	\$ -	\$	\$ 345,899,395
2010	\$ 22,219,165	\$ 48,978,683	\$ 104,269,095	n/a	\$	\$ 175,466,943
2015	\$ 13,591,862	\$ 26,537,150	\$ 68,385,488	n/a	\$	\$ 108,514,500
2016	\$ 14,320,276	\$ 13,889,657	\$ 65,374,369	n/a	\$	\$ 93,584,301
2017	\$ 10,691,806	\$ 12,505,654	\$ 62,930,545	n/a	\$	\$ 86,128,005
2018	\$ 10,545,382	\$ 9,819,581	\$ 58,664,644	n/a	\$	\$ 79,029,607
2019	\$ 8,539,296	\$ 9,142,763	\$ 53,718,012	n/a	\$	\$ 71,400,071
2020 *	\$ 2,609,031	\$ 2,459,058	\$ 31,025,478	n/a	\$	\$ 36,093,566
2021	\$ 7,563,903	\$ 5,208,306	\$ 38,990,211	n/a	\$	\$ 51,762,420
2022	\$ 7,927,725	\$ 1,831,057	\$ 31,642,160	n/a	\$	\$ 41,400,942

<b>TOTAL</b>						
	<b>ON TRACK</b>	<b>INTERTRACK</b>	<b>OFF TRACK</b>	<b>ADW</b>	<b>TOTAL</b>	
1985	\$ 763,945,164	\$ 159,289,467	\$ -	\$ -	\$	\$ 923,234,631
1990	\$ 615,114,372	\$ 340,439,157	\$ 296,814,586	\$ -	\$	\$ 1,252,368,115
1995	\$ 330,018,742	\$ 306,377,610	\$ 565,602,940	\$ -	\$	\$ 1,201,999,292
2000	\$ 241,918,003	\$ 300,150,596	\$ 560,473,124	\$ -	\$	\$ 1,102,541,723
2005	\$ 213,043,088	\$ 269,694,419	\$ 520,082,370	\$ -	\$	\$ 1,002,819,877
2010	\$ 130,052,869	\$ 151,174,792	\$ 346,761,547	\$ 97,803,750	\$	\$ 725,792,958
2015	\$ 85,239,630	\$ 100,396,873	\$ 263,767,978	\$ 144,019,400	\$	\$ 593,423,880
2016	\$ 87,935,036	\$ 62,782,947	\$ 253,789,853	\$ 165,999,800	\$	\$ 570,507,635
2017	\$ 82,282,814	\$ 57,169,333	\$ 256,955,181	\$ 190,284,417	\$	\$ 586,691,745
2018	\$ 76,089,205	\$ 50,527,690	\$ 240,850,783	\$ 206,034,006	\$	\$ 573,501,684
2019	\$ 73,141,393	\$ 45,971,605	\$ 220,384,323	\$ 217,147,633	\$	\$ 556,644,954
2020 *	\$ 16,735,332	\$ 15,110,701	\$ 133,505,311	\$ 372,260,539	\$	\$ 537,611,882
2021	\$ 49,651,548	\$ 33,227,406	\$ 174,004,403	\$ 342,548,191	\$	\$ 599,431,548
2022	\$ 40,224,723	\$ 11,844,035	\$ 150,871,808	\$ 311,186,278	\$	\$ 514,126,844

## PURSES AND HANDLE (LIVE AND SIMULCASTS)

	THOROUGHBRED PURSE DISTRIBUTED	HARNESS PURSES DISTRIBUTED	TOTAL PURSES DISTRIBUTED	ILLINOIS HANDLE	% OF HANDLE ON ILLINOIS RACES
1995	\$49,313,304	\$41,392,332	\$90,705,636	\$1,201,999,292	73%
1996	\$53,850,395	\$41,757,050	\$95,607,445	\$1,232,867,396	54%
1997	\$50,843,274	\$37,141,615	\$87,984,889	\$1,180,033,714	47%
1998	\$49,904,435	\$34,542,076	\$84,446,511	\$1,087,061,250	36%
1999	\$52,398,833	\$39,180,917	\$91,579,750	\$1,103,849,329	34%
2000	\$65,955,254	\$42,068,597	\$108,023,851	\$1,102,541,723	34%
2001	\$65,176,932	\$39,863,175	\$105,040,107	\$1,105,692,484	33%
2002	\$79,233,651	\$40,177,699	\$119,411,350	\$1,131,874,324	34%
2003	\$60,224,987	\$32,900,951	\$93,125,938	\$1,067,918,400	29%
2004	\$57,231,170	\$40,178,599	\$97,409,769	\$1,059,383,287	31%
2005	\$57,250,778	\$34,906,211	\$92,156,989	\$1,002,819,877	30%
2006	\$57,314,077	\$31,810,706	\$89,124,783	\$952,119,485	27%
2007	\$54,064,946	\$31,307,830	\$85,372,776	\$928,898,436	27%
2008	\$50,490,454	\$29,256,533	\$79,746,987	\$818,655,036	27%
2009	\$48,949,553	\$23,857,985	\$72,807,538	\$736,740,493	26%
2010	\$38,792,651	\$15,598,812	\$54,391,463	\$725,792,958	22%
2011	\$44,263,896	\$18,990,581	\$63,254,477	\$687,899,890	23%
2012	\$54,189,232	\$24,325,816	\$78,515,049	\$672,902,967	24%
2013	\$48,359,376	\$23,677,385	\$72,036,761	\$617,943,710	23%
2014	\$40,172,846	\$16,578,130	\$56,750,976	\$623,983,057	19%
2015	\$27,893,274	\$11,334,487	\$39,227,761	\$593,423,880	15%
2016	\$23,879,701	\$8,681,252	\$32,560,953	\$570,507,635	13%
2017	\$25,024,819	\$8,768,531	\$33,793,350	\$586,691,745	11%
2018	\$25,421,817	\$9,084,301	\$34,506,118	\$573,501,684	11%
2019	\$23,740,113	\$6,554,520	\$30,294,633	\$556,644,954	10%
2020	\$12,059,505	\$6,373,888	\$18,433,393	\$537,611,882	4%
2021	\$22,919,644	\$7,251,483	\$30,171,127	\$599,431,548	7%
2022	\$19,334,940	\$9,220,753	\$28,555,693	\$514,126,843	4%

## 2022 OUT-OF-STATE SIMULCASTS

THOROUGHBRED					
Simulcast Programs		Amount Wagered	On-Track	Intertrack	Off-Track
7,805	Hawthorne	\$ 152,275,991	\$ 26,137,329	\$ 9,692,252	\$ 116,446,410
HARNESS					
6,240	Hawthorne (Suburban Downs)	\$ 38,521,623	\$ 6,562,509	\$ 1,771,537	\$ 30,187,577
	ADW	\$ 304,644,711			
14,045	<b>TOTAL</b>	<b>\$ 495,442,325</b>	<b>\$ 32,699,838</b>	<b>\$ 11,463,789</b>	<b>\$ 146,633,987</b>

## Race Track Details

### FAIRMOUNT PARK, INC.

2022 Thoroughbred Meet -April 19 through September 24

Live Programs	60	Total Live Attendance	116,533
Total Live Programs Raced + Dark Days	60	Live Admission Tax	\$17,480
Live Races Run	420	Uncashed Tickets (2021)	\$199,620
Purses Distributed	\$4,725,659	Breakage	\$129,991

	On-Track at Fairmount	Intertrack at Fairmount	Off-Track at Fairmount	ADW at Fairmount	All Locations on Fairmount
<b>Live Racing Day Handle</b>					
Illinois Handle on Illinois Races	\$4,111,841	\$62,226	\$298,985	\$959,972	\$5,433,024
Daily Average	\$68,531	\$1,037	\$4,983	\$16,000	\$90,550
Illinois Handle on Out-of-State Races	\$0	\$0	\$0	\$0	\$0
Daily Average	\$0	\$0	\$0	\$0	\$0
Combined Illinois Handle	\$4,111,841	\$62,226	\$298,985	\$959,972	\$5,433,024
Daily Average	\$68,531	\$1,037	\$4,983	\$16,000	\$90,550
Out-of-State Handle (Commingled) on Ill. Races					\$19,085,862
Daily Average					\$318,098

### HAWTHORNE RACE COURSE, INC.

Combined Spring and Fall  
2022 Thoroughbred Meet

Live Programs	68	Total Live Attendance	32,970
Total Live Programs Raced + Dark Days	364	Live Admission Tax	\$4,946
Live Races Run	575	Uncashed Tickets (2021)	\$360,540
Purses Distributed	\$14,609,282	Breakage (incl SDI)	\$629,420

	On-Track at Hawthorne	Intertrack at Hawthorne	Off-Track at Hawthorne	ADW at Hawthorne	All Locations on Hawthorne
<b>Live Racing Day Handle</b>					
Illinois Handle on Illinois Races	\$2,047,828	\$258,499	\$2,484,258	\$3,404,589	\$8,195,174
Daily Average	\$30,115	\$3,801	\$36,533	\$50,067	\$120,517
Illinois Handle on Out-of-State Races	\$26,137,329	\$9,692,253	\$116,446,405	\$0	\$152,275,987
Daily Average	\$384,372	\$142,533	\$1,712,447	\$0	\$2,239,353
Combined Illinois Handle	\$28,185,157	\$9,950,752	\$118,930,663	\$3,404,589	\$160,471,161
Daily Average	\$414,488	\$146,335	\$1,748,980	\$50,067	\$2,359,870
Out-of-State Handle (Commingled) on Ill. Races					\$74,238,999
Daily Average					\$1,091,750

## Race Track Details

### SUBURBAN DOWNS, INC. AT HAWTHORNE RACE COURSE

2022 Harness Meet

Live Programs	65	Total Live Attendance	12,955
Total Live Programs Raced + Dark Days	364	Live Admission Tax	\$1,943
Live Races Run	596	Uncashed Tickets (2021)	\$258,585
Purses Distributed	\$8,353,753		

	On-Track at Hawthorne	Intertrack at Hawthorne	Off-Track at Hawthorne	ADW at Hawthorne	All Locations on Hawthorne
<b>Live Racing Day Handle</b>					
Illinois Handle on Illinois Races	\$1,045,937	\$51,635	\$1,410,042	\$2,084,496	\$4,592,110
Daily Average	\$16,091	\$794	\$21,693	\$32,069	\$70,648
Illinois Handle on Out-of-State Races	\$6,562,508	\$1,771,537	\$30,187,576	\$0	\$38,521,621
Daily Average	\$100,962	\$27,254	\$464,424	\$0	\$592,640
Combined Illinois Handle	\$7,608,445	\$1,823,172	\$31,597,618	\$2,084,496	\$43,113,731
Daily Average	\$117,053	\$28,049	\$486,117	\$32,069	\$663,288
Out-of-State Handle (Commingled) on Illinois Races					\$28,171,499
Daily Average					\$433,408

### State Fairs

2022 August

Live Programs	7		
Total Live Programs Raced + Dark Days	7		
Live Races Run	80	Uncashed Tickets (2021)	\$2,615
Purses Distributed	\$867,000	Breakage	\$3,534

	On-Track at State Fairs	Intertrack at State Fairs	Off-Track at State Fairs	ADW on State Fairs	All Locations on Fairmount
<b>Live Racing Day Handle</b>					
Illinois Handle on Illinois Races	\$319,280	\$7,885	\$44,542	\$92,511	\$464,218
Daily Average	\$45,611	\$1,126	\$6,363	\$13,216	\$66,317
Illinois Handle on Out-of-State Races	\$0	\$0	\$0	\$0	\$0
Daily Average	\$0	\$0	\$0	\$0	\$0
Combined Illinois Handle	\$319,280	\$7,885	\$44,542	\$92,511	\$464,218
Daily Average	\$45,611	\$1,126	\$6,363	\$13,216	\$66,317
Out-of-State Handle (Commingled) on Illinois Races					\$518,441
Daily Average					\$74,063



**ILLINOIS DEPARTMENT OF AGRICULTURE HORSE RACING PROGRAM  
2022 ILLINOIS THOROUGHBRED BREEDERS FUND PURSES AND AWARDS PAID**

<b>TRACK/ASSOCIATION</b>	<b>IL-RESTRICTED RACES</b>	<b>PURSES</b>	<b>OPEN RACES</b>	<b>WINNERS SHARE OF PURSES</b>	<b>WINNERS OWNERS' AWARDS</b>	<b>OWNERS' AWARDS PLACE/SHOW AWARD</b>	<b>BREEDERS' AWARDS</b>	<b>TOTAL PURSES AND AWARDS</b>		
HAWTHORNE RACE COURSE Spring Meet	47	\$1,881,000	33	\$810,000	20	\$190,920	40	\$83,660	\$132,224	\$3,097,804
HAWTHORNE RACE COURSE Fall Meet	31	\$1,148,000	47	\$1,011,500	29	\$228,960	81	\$149,664	\$159,936	\$2,698,060
FAIRMOUNT PARK Fairmount Park, Inc.	78	\$1,563,000	77	\$787,300	29	\$120,768	88	\$83,684	\$170,217	\$2,724,969
<b>PARI-MUTUEL TOTALS</b>	<b>156</b>	<b>\$4,592,000</b>	<b>157</b>	<b>\$2,608,800</b>	<b>78</b>	<b>\$540,648</b>	<b>121</b>	<b>\$317,008</b>	<b>\$462,377</b>	<b>\$8,520,833</b>
Stallion Owner's Awards										\$70,000
County Fair Purses Total										\$0
<b>2022 TOTAL OF PROGRAM</b>										<b>\$8,590,833</b>

These figures reflect only those purses or awards that were earned by Illinois Conceived and Foaled or Illinois Foaled thoroughbreds properly registered with the Department of Agriculture. The Breeders' Awards are provided by the IL Thoroughbred Breeders and Owners Foundation.

**ILLINOIS DEPARTMENT OF AGRICULTURE  
HORSE RACING PROGRAM  
ILLINOIS STANDARD BRED BREEDERS FUND  
2022 PURSES AND AWARDS PAID**

<b>TRACK/ASSOCIATION</b>	<b>STAKES AND LATE CLOSERS</b>		<b>OVERNIGHT RACES</b>	<b>PURSES</b>	<b>BREEDERS' AWARDS</b>	<b>OWNERS'/ BONUS AWARDS</b>	<b>TOTAL PURSES AND BREEDERS' AWARDS</b>
	<b>RACES</b>	<b>PURSES</b>					
<b>HAWTHORNE RACE COURSE</b>							
Suburban Downs	57	\$2,223,057	29	\$329,679	\$203,297	\$140,294	\$2,896,327
<b>ILLINOIS STATE FAIR</b>							
Dept. of Agriculture	27	\$352,500	18	\$33,000	\$1,654		\$387,154
<b>DUQUOIN STATE FAIR</b>							
Dept. of Agriculture	20	\$404,000	5	\$20,000	\$354		\$424,354
<i>ILLINOIS TOP LINE</i>	9	\$40,000					\$40,000
<b>PARI-MUTUEL TOTALS</b>	<b>113</b>	<b>\$3,019,557</b>	<b>52</b>	<b>\$382,679</b>	<b>\$205,305</b>	<b>\$140,294</b>	<b>\$3,747,835</b>
<b>NON-PARI-MUTUEL RACING</b>							
ILL STALLION STAKES BROWN COUNTY	4	\$18,420					\$18,420
COLT ASSOC RACING 27 COUNTY FAIRS	177	\$491,321					\$491,321
<i>ICF AGED STAKES RUSHVILLE IL</i>	1	\$6,000					\$6,000
DOWNSTATE CLASSIC ALTAMONT (3YO)	4	\$47,184					\$6,000
DOWNSTATE CLASSIC LINCOLN (2YO)	7	\$42,431					\$42,431
SPRING PREVIEW	28	\$49,980					\$49,980
<b>NON-PARI-MUTUEL TOTALS</b>	<b>221</b>	<b>\$655,336</b>					<b>\$655,336</b>
<b>ILLINOIS CONCEIVED AND FOALD BONUS PROGRAMS</b>							
Illinois Topline 2 & Up	20	\$76,500					\$76,500
<b>2022 GRAND TOTALS</b>	<b>354</b>	<b>\$3,751,393</b>	<b>52</b>	<b>\$382,679</b>	<b>\$205,305</b>	<b>\$140,294</b>	<b>\$4,479,671</b>

These 2022 figures are only for events restricted to Illinois Conceived and Foaled (ICF) horses that are properly registered with the Department of Agriculture, and do not include purses won by ICF horses in open competition.

This page intentionally left blank